

2025 PIT COUNT

JANUARY 29, 2025 - JANUARY 30, 2025

Every year, the Delaware Continuum of Care conducts the Point in Time (PIT) Count during the last 10 nights of January. This data provides a snapshot of homelessness in Delaware on a given night, to be compared over time.

The 2025 PIT Count shows a **16% increase** from 2024, the highest number on record for Delaware (excluding COVID-19 years).

WEATHER CONDITIONS



Weather is a major factor in the outcome of the PIT Count. On the night of the 2025 PIT, Delaware saw a high of 57° and low of 25°. Code Purple shelters were open in all 3 counties this year.

TOTAL COUNT

1,418 Sheltered
167 Unsheltered
1,585 Total People Experiencing Homelessness

HOUSEHOLD TYPE

80.6%

Adults Only

*Includes 1 Children-Only Household

19.3%

Adults w/ Children

THE PIT COUNT INCLUDES:




Number of people sleeping in an unsheltered location (car, park, encampment, etc.)



Number of people sleeping in an emergency shelter or transitional housing program dedicated to people experiencing homelessness.

GENDER

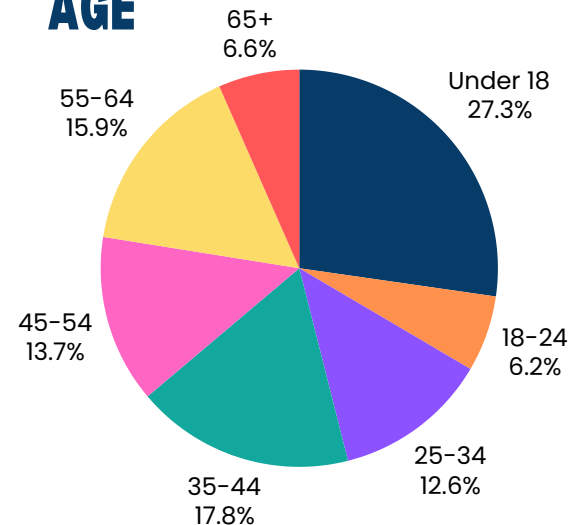


43.6% Female

56.2% Male

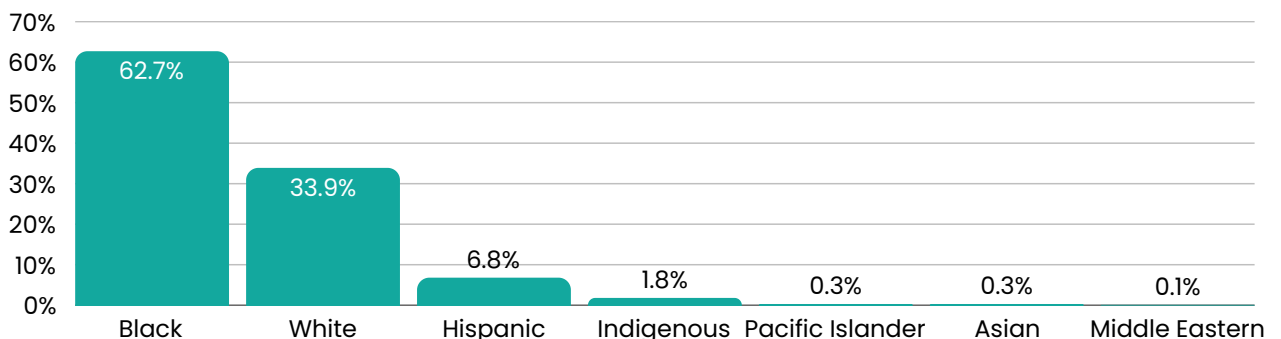
.2% Non-Conforming

AGE



RACE & ETHNICITY

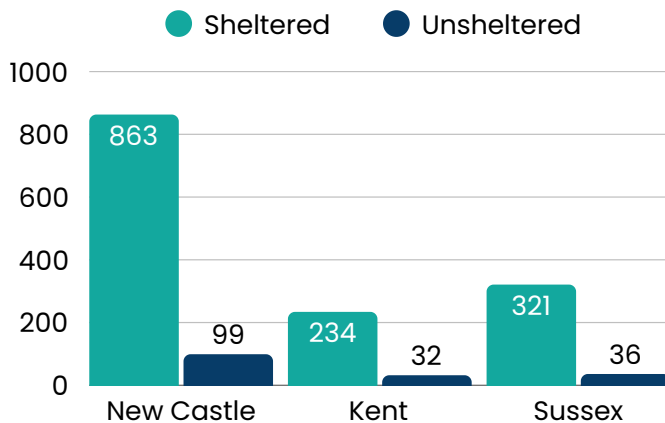
Individuals who Identified with Racial Category



2025 PIT COUNT

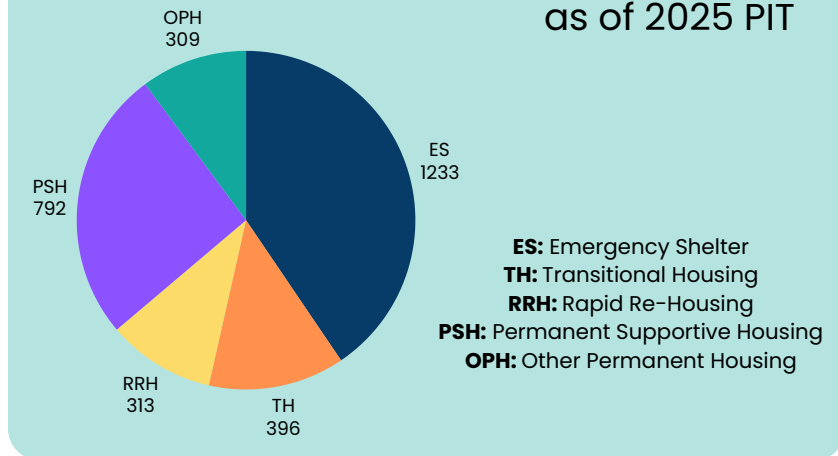
JANUARY 29, 2025 - JANUARY 30, 2025

PIT BY COUNTY



HOMELESS ASSISTANCE BEDS BY TYPE

as of 2025 PIT



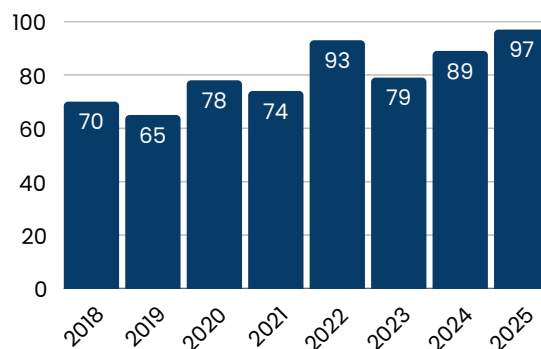
SUB-POPULATIONS

Disabilities

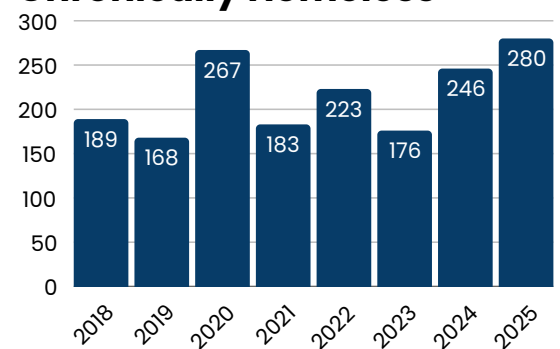


44.2% of Adults reported having a disabling condition.

Veterans

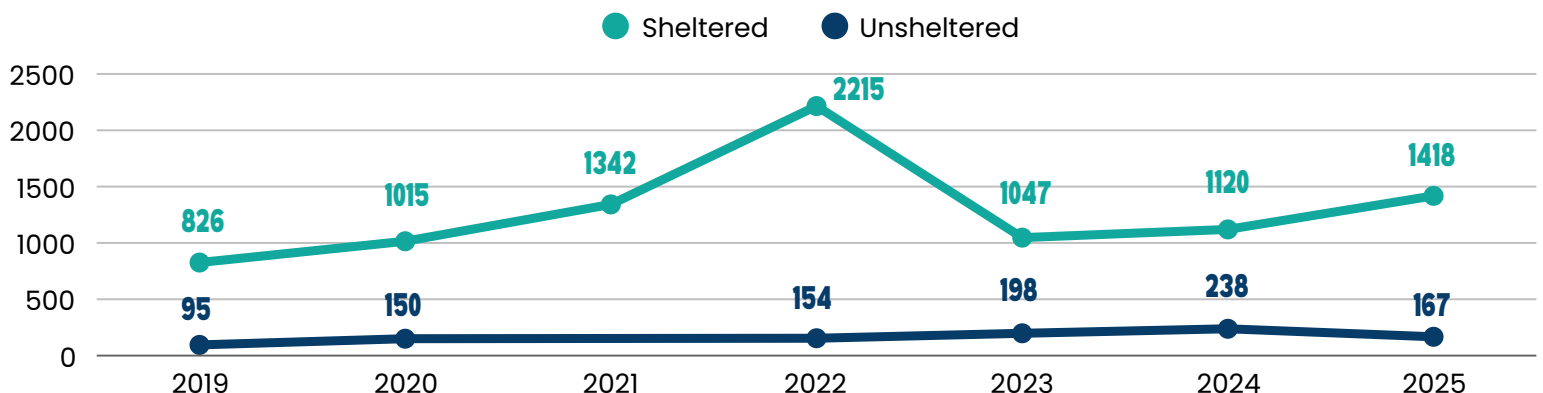


Chronically Homeless



PIT COUNT OVER TIME

Number of People Experiencing Homelessness in Delaware during PIT Count



Notes:

- There was no Unsheltered Count conducted in 2021 due to COVID-19.
- In 2022, shelter capacity increased using additional federal resources made available to respond to COVID-19.