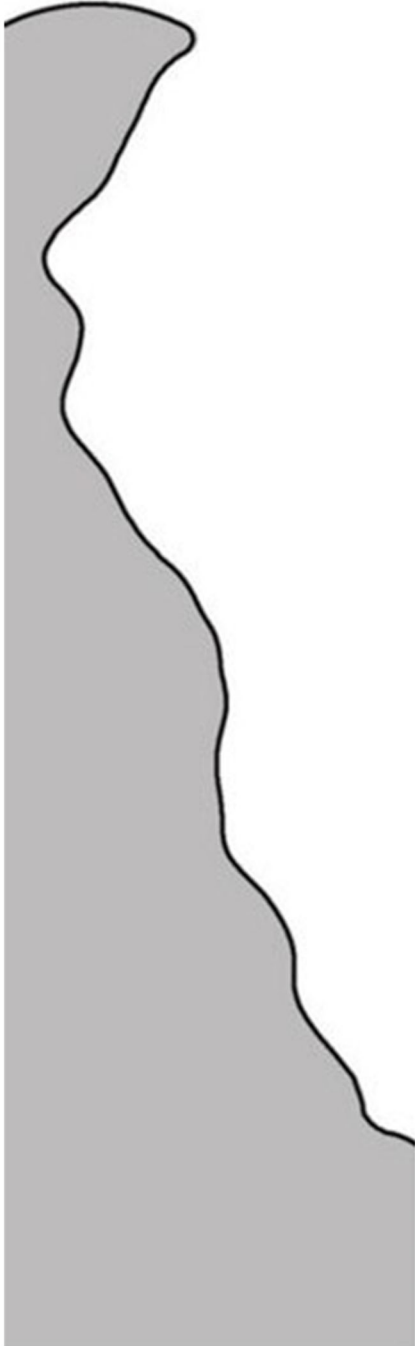


DRAFT



# DELAWARE CAPER 2022



Public Display-September 14 to September 28, 2023

---

## Contents

CR-05 - Goals and Outcomes.....	1
CR-10 - Racial and Ethnic composition of families assisted .....	11
CR-15 - Resources and Investments 91.520(a).....	13
CR-20 - Affordable Housing 91.520(b).....	21
CR-25 - Homeless and Other Special Needs 91.220(d, e); 91.320(d, e); 91.520(c).....	22
CR-30 - Public Housing 91.220(h); 91.320(j).....	27
CR-35 - Other Actions 91.220(j)-(k); 91.320(i)-(j) .....	29
CR-40 - Monitoring 91.220 and 91.230 .....	36
<b>CR-45 - CDBG 91.520(c)</b> .....	<b>40</b>
CR-50 - HOME 91.520(d) .....	41
CR-55 - HOPWA 91.520(e).....	44
CR-56 - HTF 91.520(h).....	46
CR-58 – Section 3.....	47
CR-60 - ESG 91.520(g) (ESG Recipients only).....	48
CR-65 - Persons Assisted – SEE SAGE REPORT.....	51
CR-70 – ESG 91.520(g) - Assistance Provided and Outcomes .....	54
CR-75 – Expenditures .....	55
Appendix.....	58

## **CR-05 - Goals and Outcomes**

### **Progress the jurisdiction has made in carrying out its strategic plan and its action plan.**

#### **91.520(a)**

This could be an overview that includes major initiatives and highlights that were proposed and executed throughout the program year.

The following general goals and strategies are derived from the Delaware State Housing Authority (DSHA) strategic planning and public participation process for the Five Year Plan for FY2020 through FY2024 and identified as most effective for addressing Delaware's most pressing housing and community development needs. These strategies serve DSHA as targets for each year's Action Plan and activities. Not all strategies apply to all areas of the state as local conditions and residents determine how best to address the housing and community development needs of each community.

Each successive Action Plan endeavors to reflect and adhere to these strategies in its resource allocation and program planning. The Action Plan for FY2022, which is the 3rd in the five year period, allocated the State's resources toward these priorities and achieving the goals set forth in the Consolidated Plan. The planning process for the FY2022 Annual Action Plan took place during the pandemic.

The State set forth corresponding priorities, as outlined below, to address priority-housing needs:

#### ***Priority 1: Create and preserve Delaware's stock of affordable rental housing.***

As a result of the on-going global pandemic during the period July 1, 2022, to June 30, 2023, DSHA's Delaware Housing Assistance Program (DEHAP) assisted households with rent arrears and current rent due up to \$5,000. Applications must be submitted by the landlord using the DEHAP Portal. Tenants are eligible if their income is below 60% of Area Median Income for the county in which they live, they have not already received federal or state rental subsidies and can provide documentation of a COVID-19-related impact on their employment and/or income.

DSHA continued to provide and administer grant and tax credit programs targeted for construction or rehabilitation to quality rental housing for very low-, low-, and moderate-income households. The Housing Development Fund (HDF), HOME, and the Low-Income Housing Tax Credit (LIHTC) Programs committed financing in FY2022 to eight (8) sites for rehabilitation and new construction. Sites awarded funding in FY2022 will be counted when they go to construction closing.

One HOME Program funded development, Herring Ridge, was completed providing 34 new affordable units, with 11 HOME funded units. A minimum of 2 of the units must be available to households at 50% or less of the median family income. Although completed in IDIS in FY 2022, this was reported on in the 2021 CAPER.

During FY2022, Delaware's HOPWA grant was awarded in its entirety, less DSHA administration funds, to the Delaware HIV Consortium, Inc. The Consortium provides rental assistance to low-income persons living with HIV/AIDS and their families in Kent and Sussex Counties through a rental assistance voucher program. HOPWA funding from DSHA provided rental assistance for 34 households, consisting of 34 people living with HIV and 34 other family members (including 18 minors), for a total of 68 people assisted. All households (100%) had incomes at or below 80% of the area median income (AMI): 25 (36.8%) households had extremely low incomes at or below 30% AMI; 4 (5.9%) households had very low

incomes between 31% and 50% AMI; and 5 (7.4%) households had low incomes at or below 80% AMI.

DSHA is the Public Housing Authority for Kent and Sussex Counties. DSHA manages 290 units of Public Housing located throughout both Counties, 206 units of Rental Assistance Demonstration (RAD) Project Based vouchers at three sites in Kent County and one site in New Castle County, and 65 units of Section 13 New Construction project-based housing in Sussex County. In addition, DSHA administers 917 Housing Choice Vouchers. Housing Choice Vouchers enable low-income Delawareans to lease privately-owned rental units from participating property owners. DSHA also managed 35 Family Unification Program (FUP) vouchers, 25 HUD VASH vouchers, 61 Mainstream 811 vouchers, 11 Emergency Housing Vouchers (EHV), and 811 PRA Demo units servicing 214 families in FY2022. These programs all serve a variety of populations with special needs. The state-funded State Rental Assistance Program (SRAP) was providing rental assistance for 649 households as of the end of FY 2022.

Since the inception of its Moving to Work program, DSHA has successfully provided assistance to 1,107 families to move from assisted to unassisted housing. Since 1999, 356 households have purchased homes and 751 have either begun paying fair market rent at their current unit or moved into non-subsidized housing.

**Priority 2: Assist in ending homelessness and ensure that those currently experiencing homelessness and those at risk of homelessness have access to services, including affordable, integrated, supportive housing options, including permanent supportive housing.**

DSHA is an active participant in the Continuum of Care and continued to support the activities of Housing Alliance Delaware in its capacity as the statewide Continuum of Care coordinating entity. DSHA worked with various agencies throughout the state that provide permanent housing, transitional housing, and supportive services to homeless households. This funding supported 27 programs with more than \$8.9 M in federal Continuum of Care funding to address homelessness in Delaware.

The State is a recipient of HUD's Housing Recovery Program grant. The goals of the program are to provide recovery housing and foster long term recovery for individuals to create a place for Sussex residents to heal and re-enter life. Two developments have been awarded funding to date. Each housing development is transitional housing with 10 beds. These twenty beds are expected to provide support for up to 50 residents each year. One development is in Seaford and other is in Harbeson.

**Priority 3: Assist Delaware families to achieve and sustain homeownership, including homebuyer assistance and rehabilitation assistance for existing homeowners**

DSHA recently launched four new homeownership programs. Now, whether a homebuyer is purchasing their first or next home, DSHA offers mortgage products that can make the dream of homeownership a reality.

- Delaware Diamonds Home Loan
- DSHA First State Home Loan
- Home Sweet Home Loan
- Smart Start Home Loan

In FY2022, DSHA assisted 1,617 households to achieve homeownership through its Homeownership Loan Program (HLP). The HLP is a statewide program that provides first mortgage financing at below-market interest rates to low- and moderate-income Delaware homebuyers. Program income from the Neighborhood Stabilization Programs (NSP) 1, 2 and 3 assisted three (3) families with financing to

purchase homes. In FY2022, DSHA provided assistance to 194 families to maintain their homes via the CDBG and HOME rehabilitation programs. CDBG also assisted 3 households with utility hookups and no vacant condemned housing units were demolished. The Housing Development Fund (HDF) supported State-wide Emergency Repair Program (SERP) for 122 households. The Strong Neighborhoods Housing Fund (SNHF) also provided funding to address 26 vacant and abandoned homes to be rehabilitated or replaced with homeownership.

The DSHA, through Moving to Work, assisted 21 households achieve self-sufficiency and homeownership in FY2022.

The DSHA Delaware Mortgage Relief Program (MRP) funded with federal Homeowner Assistance Fund (HAF) resources, began making payments on behalf of Delaware homeowners to prevent foreclosure in July 2022. As of July 2023, the program has assisted 2,203 households with over \$26.5 million in payments. (Source: <https://demortgagehelp.com/> July 19, 2023)

#### **Priority 4: Provide resources for local communities to address community development needs**

DSHA has been very effective in facilitating the revitalization of communities in a manner that is sustainable and connects housing to services, amenities and jobs thereby enhancing the quality of life of Delaware's residents. DSHA has been active in numerous state and regional initiatives to improve planning for affordable housing, healthy and sustainable communities.

#### **Catalyst Fund**

Also in 2022, the Catalyst Fund continued to provide support for housing construction. The Catalyst Fund is a partnership between Cinnaire and the Delaware State Housing Authority (DSHA) designed to address vacant property in communities in Delaware disproportionately impacted by the COVID-19 pandemic. Through the Catalyst Fund, both for-profit and nonprofit developers can apply for construction financing and subsidies needed to renovate vacant homes or build new homes on vacant land for affordable homeownership. Administered by Cinnaire, the Catalyst Fund will make up the gap between the cost of acquisition/renovation and resale that too often stands in the way of equitable community revitalization in Delaware's neighborhoods. The Catalyst Fund is also made possible by the generous support of WFSF and J. P. Morgan Chase. The program has launched and Cinnaire has begun a preliminary review of the first set of applications received. These expect to be sent to underwriting and submitted to DSHA for estimated subsidy approval by the end of September 2023.

#### **Delaware's Growth Management Framework**

The Delaware State Annual Action Plan was developed in accordance with the Governor's strategies for growth management. These strategies curb sprawl and redirect growth to areas of the state that can best support it through investments in infrastructure and planning. The provision of quality, safe, affordable housing is essential to the success of the strategy. The State's goal is to encourage the integration of racial and ethnic minorities through its economic and housing priorities. The key element in the State's strategy is to provide greater choices for all Delawareans with respect to employment and housing. In FY2022, DSHA continued to play an active role in the State land use planning and growth management process and communities. This includes working with local government and organizations to encourage effective affordable housing strategies as part of their comprehensive planning processes and active engagement with the Preliminary Land Use Service (PLUS) process.

### **Downtown Development Districts and Strong Neighborhoods Housing Fund**

DSHA administers the Downtown Development Districts (DDD) rebate program, which offers rebates to developers for investments in real property in designated downtown areas. Following the successful implementation of the NSP program in Delaware, DSHA also established the Strong Neighborhoods Housing Fund (SNHF) in FY2016. Originally funded by one-time mortgage settlement funding, it is now funded on an ongoing basis in the state budget. SNHF provides support for community development initiatives addressing vacant and abandoned properties and revitalizing distressed neighborhoods.

During FY2022, \$6.3 million in DDD funds were reserved for 12 large projects and are expected to leverage \$67 million in private investment. In addition, 58 small projects and 8 large projects were completed in FY2022 receiving a total of \$4.7 million. Altogether, approximately \$11 million in DDD funds leveraged \$112 million in private investment in the state's most distressed areas. Activities included creating a range of housing opportunities, new businesses, and jobs through new construction, renovating vacant buildings, and supporting historic preservation.

Several historic properties were renovated to include mixed-use buildings with commercial or retail on the first floor and residential on the upper floors, helping to preserve the character of Delaware's downtowns.

- Ninth Street Holdings LLC in New Castle – A dilapidated structure, considered a blight on the neighborhood, was demolished, and replaced with six town homes.
- Triple Twelve LLC in Middletown – Originally a residence dating back to the 1800s, this building has been renovated into a tasting room and beer garden for a micro-brewery. This popular destination is attracting more visitors to Middletown while supporting surrounding businesses.
- 200 Front LLC in Milford – Long dilapidated structures were demolished over several parcels to construct and design nine affordable townhomes to complement the North Milford Historic District.

Since its inception, the program has catalyzed private investment in designated Delaware's downtown districts, spurring 357 projects completed and placed in service to transform distressed downtown areas into vibrant community centers. (website: <https://stateplanning.delaware.gov/ddd/status-success.shtml>)

**Comparison of the proposed versus actual outcomes for each outcome measure submitted with the consolidated plan and explain, if applicable, why progress was not made toward meeting goals and objectives. 91.520(g)**

Categories, priority levels, funding sources and amounts, outcomes/objectives, goal outcome indicators, units of measure, targets, actual outcomes/outputs, and percentage completed for each of the grantee’s program year goals.

Goal	Category	Source / Amount (5 year plan estimates)	Indicator	Unit of Measure	Expected – Strategic Plan	Actual – Strategic Plan	Percent Complete	Expected – Program Year	Actual – Program Year	Percent Complete
Affordable rental housing	Affordable Housing	HTF: \$2,382,433 / HOME: \$2,250,029 / LIHTC \$12,500,000 / HTF: \$2,684,189	Rental units constructed	Household Housing Unit	625	241	39%	112	151	121%
			Rental units rehabilitated	Household Housing Unit	1000	175	0.00%	118	0	
COVID-19 response	To Prevent, prepare for and respond to the Corona virus	CDBG \$260,000/CDBG CV: \$1,694,967/HOPWA: \$45,703 / ESG: \$2,101,301	Tenant-based rental assistance / Rapid Rehousing	Households Assisted	100	78	78.00%			
			Public Service Activities for LM income housing benefit	Households Assisted	0			910		
			Homeless Person Overnight Shelter	Persons Assisted	3000	979	33%			
			Homelessness Prevention	Persons Assisted	500	373	75%		168	
			Other	Other	0	0				

Goal	Category	Source / Amount	Indicator	Unit of Measure	Expected – Strategic Plan	Actual – Strategic Plan	Percent Complete	Expected – Program Year	Actual – Program Year	Percent Complete
Foreclosure Prevention and Recovery	Affordable Housing	Emergency Mortgage: \$8,750,000	Other	Other	3500	320	9.14%	200	0	
Homebuyer Assistance	Affordable Housing	Emergency Mortgage: \$3,000,000 / HDF: \$250,000/ Other: \$149,000,000	Homeowner Housing Added	Household Housing Unit	0	54		75	0	.
			Direct Financial Assistance to Homebuyers	Households Assisted	3750	3692	98%	1000	1617	162%
Homeless Assistance	Homeless	ESG: \$1,170,000 / HDF: \$1,250,000	Tenant-based rental assistance / Rapid Rehousing	Households Assisted	375	555	148%	45	135	300%
			Homeless Person Overnight Shelter	Persons Assisted	3750	1927	51%	955	974	101%
			Homelessness Prevention	Persons Assisted	500	173	35%	100	155	155%
Homeowner Rehabilitation	Affordable Housing	CDBG: \$7,500,000 / HOME: \$320,000 / HDF: \$2,500,000	Homeowner Housing Rehabilitated	Household Housing Unit	1500	299	20%	195	157	81%



Non-housing Community development	Non-Housing Community Development	CDBG: \$5,000,000	Public Facility or Infrastructure Activities other than Low/Moderate Income Housing Benefit	Persons Assisted	250	0	0.00%			
			Buildings Demolished	Buildings	25	0			0	
			Housing Code Enforcement /Foreclosed Property Care	Household Housing Unit	100	0				
			Other: Administration	Other	5	2	40%		4	20.00%
<b>Goal</b>	<b>Category</b>	<b>Source / Amount</b>	<b>Indicator</b>	<b>Unit of Measure</b>	<b>Expected – Strategic Plan</b>	<b>Actual – Strategic Plan</b>	<b>Percent Complete</b>	<b>Expected – Program Year</b>	<b>Actual – Program Year</b>	<b>Percent Complete</b>
Permanent Supportive Housing	Affordable Housing Non-Homeless Special Needs	HOME: \$14,500,000 /LIHTC \$12,500,000 / Other \$21,000,000	Tenant-based rental assistance / Rapid Rehousing	Households Assisted	0	1194	43%	250	380	152 %
			Other (SRAP)	Other	3500	1491	43%		649	

**Table 1 - Accomplishments – Program Year & Strategic Plan to Date**

**Assess how the jurisdiction’s use of funds, particularly CDBG, addresses the priorities and specific objectives identified in the plan, giving special attention to the highest priority activities identified.**

Decisions about annual production and support are dependent upon the actual needs of the households, non-profits, and local communities served. DSHA responds to the requests for assistance and funding proposals presented. We may under or overreach specific projected goals.

**CDBG**

CDBG funds assisted 167 households with housing rehabilitation, another three (3) housing units received utility hookups. Of these households, 86 included disabled persons and 113 had female heads of household. The FY2022 CDBG Program is on target to accomplish the outcomes outlined in the Action Plan.

As a result of the global pandemic, the CARES Act made available Community Development Block Grant Coronavirus (CDBG-CV) funds across the country. HUD released three tranches of CARES Act funding during the course of the FY2020 period. DSHA was awarded three allocations of funds as follows:

- CV 1 - \$1,471,924
- CV 2 - \$3,228,336
- CV 3 - \$1,880,190

These funds are being utilized across the State to provide subsistence payments, food services and delivery, Hotel vouchers for homeless households and legal services. To date nearly 88% of these funds have been expended.

The CARES Act also allowed FY2019 and FY2020 CDBG Grantees and Subgrantees to use regular CDBG funds for Public Service activities to prevent, prepare for, and respond to COVID-19. Kent County, Delaware took advantage of this set of HUD waivers to use \$120,600 of its FY2019 allocation, and \$260,000 of its FY2020 allocation to provide Hotel/Motel Vouchers for persons who were homeless due to COVID-19. Emergency Shelters were unable to house homeless persons during COVID-19 due to social distancing requirements, so the homeless had no place to go for shelter until the Delaware Division of State Service Centers began paying for vouchers to house homeless persons in hotel/motel rooms. This public service activity worked very well, with very little, if any, homeless persons contracting the virus while housed in hotel/motel rooms.

**Home4Good**

Through a partnership with the Federal Home Loan Bank of Pittsburgh, DSHA provides state funding to address homelessness through the Home4Good program. This leverages federal dollars towards rapid rehousing and supports new initiatives such as legal services for eviction prevention, as well as homelessness prevention. During FY2022, Home4Good funds assisted 486 households through Rapid Re-Housing, Homelessness Diversion, Street Outreach, and Re-Entry services.

**Emergency Solutions Grants (ESG) Program**

The ESG Program is used to assist in the operating expenses of emergency shelters, improve the quality of emergency shelters, and provide prevention programs, essential social services, and rapid rehousing assistance to homeless individuals and families. During FY2022, ESG funds assisted seven (7) Emergency

Shelters serving homeless individuals and/or families who served a total of 530 persons. One (1) organization in Kent and Sussex County was granted funds to provide Rapid Rehousing services and assisted 41 households with 76 people.

The CARES Act made available an additional \$4 billion in supplemental funding to the ESG (ESG-CV) Program for eligible activities in response to the coronavirus outbreak. HUD encouraged approaches that prioritized the unique needs for persons experiencing homelessness. DSHA had two allocations of ESG-CV funds; an appropriation of \$807,114 and a second allocation of \$1,527,664 based on the U.S. Department of Housing and Urban Development (HUD) federal fiscal year 2020 formula distribution. DSHA's priority for the use of these ESG-CV funds has been to assist homeless providers and communities to prepare for, prevent the spread of, and respond to the coronavirus.

DSHA used the ESG-CV CARES funding to support fourteen (14) agencies who work to end or prevent homelessness quickly and as efficiently as possible for all vulnerable populations. These funds were used across the state to provide Rapid Rehousing, Shelter Operations, HMIS and Street Outreach. From January 1, 2022, to June 30, 2023, ESG-CV served 490 persons in Emergency Shelter and Rapid Rehousing programs in FY 2022. The cumulative total of persons served is 1,276. The grant expires September 30, 2023. To date, 100% of the funds have been drawn down, which meets the HUD deadline expenditure of September 30, 2023. .

#### **HOPWA**

The HOPWA Program is designed to provide eligible applicants with resources and incentives to devise long-term comprehensive strategies for meeting the housing needs of persons with AIDS or related diseases and their families. Delaware HIV Consortium utilized the program funds for payment of project- or tenant-based rental assistance. HOPWA funding from Delaware State Housing Authority (DSHA) provided rental assistance in FY2022 for 34 households, consisting of 34 people living with HIV and 34 other family members (including 18 minors), for a total of 68 people assisted.

Since 1997, DSHA has awarded Housing Opportunities for Persons with AIDS (HOPWA) funds to the Delaware HIV Consortium (The Consortium) to operate a Tenant Based Rental Assistance (TBRA) program for low-income persons living with HIV/AIDS in Kent and Sussex Counties. The Consortium is a nonprofit agency that is the primary administrator of Ryan White CARE Act dollars used for HIV supportive services in the state of Delaware. The Consortium's mission is to eliminate the spread of HIV/AIDS and to create a seamless continuum of care for all people infected and affected in Delaware. TBRA program staff consists of two full-time employees and one part-time assistant. A Housing Advisory Review Panel, consisting of housing program staff, HIV/AIDS medical case managers, and HOPWA grant administrators acts as a steering committee to review and assess the program's effectiveness.

The CARES Act made available additional funding under the Housing Opportunities for Persons with AIDS (HOPWA) program. The supplemental funds provided under the CARES Act are to be used by HOPWA grantees as additional funding to maintain operations and for rental assistance, supportive services, and other necessary actions, in order to prevent, prepare for, and respond to coronavirus. DSHA received an additional \$45,703 for Short Term Mortgage, Rent and Utility assistance, of which 100% of the funds have been expended to date.

#### **State-Funded Rental Assistance (SRAP)**

A partnership between DSHA and several other state agencies, the State Rental Assistance Program (SRAP) provides tenant-based rental assistance to people with very low incomes who may need

supportive services and rental assistance to live safely and independently in the community. The SRAP program is a vital part of Delaware's strategies to help people who are at high risk for homelessness or institutionalization make the transition to permanent housing and independent living, avoid becoming homeless or institutionalized, and address the housing and supportive services needs of people who are not homeless but have other special needs. Originally funded in FY2011 with \$1.5 million through the state General Assembly, allocations and other funding amounted to total program expenditures of \$6.9 million in FY2022. The Division of Substance Abuse and Mental Health (DSAMH) has recognized SRAP as a cost-effective and efficient means of meeting its obligations to create additional units of supportive but independent housing in the community as part of its Settlement Agreement with the U.S. Department of Justice. DSAMH has directed additional funds to the SRAP program specifically to serve DSAMH clients, increasing the total number of households that can be served through the program. As of June 30, 2023, 649 households with SRAP vouchers were in leased units.

## CR-10 - Racial and Ethnic composition of families assisted

Describe the families assisted (including the racial and ethnic status of families assisted).

91.520(a)

	CDBG	HOME	HOPWA	ESG	HTF
White	103	14			5
Black or African American	125	15			5
Asian	1	0			0
American Indian or American Native	0	0			0
Native Hawaiian or Other Pacific Islander	-1	0			0
Multiple races and Other	0	0			0
<b>Total</b>	230	29			10
Hispanic	2	0			0
Not Hispanic	228	29			10

Table 2 – Table of assistance to racial and ethnic populations by source of funds

### Narrative

The federal funds assisted a total of XX people.

### CDBG

CDBG funds assisted 167 households with housing rehabilitation, and another three (3) housing units received utility hookups. Of these households, 86 included disabled persons and 113 had female heads of household. The majority of the beneficiaries shown above are non-housing CDBG activities, principally the CDBG-CV funded public services.

### HOME

There were 29 HOME-financed owner occupied units completed in Kent and Sussex Counties and 1 rental development with 11 units completed during the reporting period. PR23 shows the breakdown of the units by race and income.

There were two CHDO commitments made in FY2022. No CHDO activities were completed in FY2022.

### ESG

During FY2022, ESG funds assisted 974 people in six (6) HUD-funded emergency shelters. Of these 974 people, 34% were self-identified as White, 57% as Black or African American, and less than 1% as either Asian American, American Indian or Native American or Alaskan Native, or as Native Hawaiian or Other Pacific Islander, 8% as Other Multi-Racial. Of the 974 assisted persons, 14% self-identified as Hispanic and 86% self-identified as Not Hispanic. The remaining 4 individuals did not respond or declined to answer.

Additional details on ESG beneficiary data are included in the attached SAGE report.

### HOPWA

In FY2022, HOPWA funding from DSHA provided rental assistance and temporary assistance for 34 households, consisting of 34 people living with HIV and 34 other family members (including 18 minors), for a total of 768 people assisted. Of the 68 individuals, 23 identified as White (34%), 36 identified as Black or African American (53%), 0% as Asian or American Indian or Native American person, and 8 identified as multi-racial (12%). In FY2022, 3 households identified as Hispanic.

All (100%) households were low income. 25 households had extremely low incomes at or below 30% of the area's median income (AMI), 4 had very low incomes at or below 50% of AMI and 25 had incomes between 51% and 80% of AMI.

**HTF**

The State received \$2,982,433 for FY2022 and committed HTF funds totaling \$2.7M during FY2022. The total funds committed included funds for the acquisition and construction of Solomon's Court I & II, for construction of 14 permanent supportive housing units in Wilmington.

There was one HTF funded project completed in FY2022. Port Penn is 10 units of permanent supportive housing in Wilmington, which provided 10 income qualified households with affordable housing. The demographics of the 10 households are as follows: all 10 are at or below 30% Area Median Income (AMI) and the 5 head of households identified as White, and the other 5 identified as Black or African American.

## CR-15 – Resources and Investments 91.520(a)

### Identify the resources made available

Source of Funds	Source	Resources Made Available	Amount Expended During Program Year
CDBG	public - federal	5,335,390	3,416,702
HOME	public - federal	3,000,039	1,627,4261
HOPWA	public - federal	\$347,722	221,992
ESGF	public - federal	246,911	148,664
HTF	public - federal	2,982,433	0
LIHTC	public - federal	2,975,000	2,975,000
Other (Homeownership Loan program)	public - federal	\$300,000,000	255,746,929
Other (Recovery Housing Program)	public - state	4,739,612	2,188,173

**Table 3 - Resources Made Available**

### Narrative

#### CDBG

The goals of the program are to ensure that the State’s CDBG funds will be used to give maximum feasible priority to activities, which will benefit low- and moderate-income families; to aid in the prevention of slums and/or blight; and to meet other community development needs having a particular urgency because existing conditions pose a serious and immediate threat to the health or welfare of the community and where other financial resources are not available to meet such needs. The aggregate use of Title 1 funds received by the State during the period of FY2019, 2020, and 2021 shall principally benefit persons of low and moderate income in a manner that ensures that not less than 70 percent of such funds are used for activities that benefit low- and moderate-income persons.

The CDBG funds shall principally benefit low- and moderate-income persons in a manner that ensures that not less than 70 percent of such funds are used for activities that benefit low- and moderate-income persons. In order to comply with the 70 percent principal benefit requirement, it is further agreed that not less than 70 percent of the FY2022 CDBG Grant funds shall be utilized for activities that benefit low- and moderate-income persons as defined in the CDBG Program Guidelines.

During FY2022, Delaware received a grant of \$2,642,996 and program income of \$76,738.10 for a total of \$2,719,734.10. Adding to the available resources are unexpended funds from prior plan years, which brings the total CDBG funding available to \$5,335,390. All of the CDBG program, other than Administration, funds met the Low-Mod national objective. Particularly, because of the program’s strong emphasis on housing rehabilitation, which provides 100 percent benefit to low- and moderate-income persons, the total benefit to low- to moderate-income persons well exceeds the program requirements. From July 1, 2022, to June 30, 2023, 167 households were assisted with CDBG funded housing rehabilitation throughout Kent and Sussex Counties, and 3 households were assisted under the FY2022 grant program with utility hookups.

#### HOME

The State received \$3 million in HOME funds in FY2022 and received an additional \$36,920 in program income. During FY2022, \$1,000,000 in HOME funds were for Frazier Apartments, and \$320,000 for 34 units of homeowner rehabilitation in Kent and Sussex Counties. Using HOME funds to preserve the physical condition of homeowner occupied units addressed the strategy of assisting homeowners in maintaining their homes.

The Herring Ridge activity was completed in IDIS in FY2022 when it was fully occupied but reported in the 2021 CAPER.

Two operating grants of \$50,000 each, totaling \$100,000, were awarded to CHDOs during FY2022. Please refer to Appendix for maps of geographic distribution.

### **ESG**

ESG Program funds are distributed on a competitive basis as described in the Policy Manual and Application, which may be accessed at [www.destatehousing.com](http://www.destatehousing.com). During FY2022, Delaware received a grant of \$246,911 and disbursed \$228,393 in ESG funding to support emergency and shelter services and rapid re-housing throughout Kent and Sussex Counties. ESG-CV funds continued to be used as well.

During FY2022, ESG funds assisted six (6) Emergency Shelters serving homeless individuals and/or families and one (1) organization providing Rapid Rehousing in Kent and Sussex County. See ESG section for further detail.

### **HOPWA**

The HOPWA funds that the State received, \$347,722, were awarded to the Delaware HIV Consortium. This organization continued to provide rental assistance to persons living with HIV and their households. HOPWA-CV funds were also spent during the year for Short-term Rent, Mortgage and Utility (STRMU) assistance activities.

### **HTF**

HTF Program funds are distributed on a competitive basis as described in the FY2020 National Housing Trust Fund Allocation Plan, which may be accessed at [www.destatehousing.com/Developers/dv\\_nhtf.php](http://www.destatehousing.com/Developers/dv_nhtf.php).

The State received, \$2,982,433 for FY2022 and committed HTF funds totaling \$600,000 during FY2022 and committed HTF funds totaling \$700,000 during the year. The total funds committed included funds for the acquisition and construction of Solomon's Court I & II, for construction of 14 permanent supportive housing units in Wilmington.

### **OTHER**

The state received \$4,739,612 for FY 2020-2023 from HUD for the Recovery Housing Program. The pilot program authorizes assistance to states, including Delaware, to provide stable, temporary housing to individuals in recovery from a substance use disorder. These funds are administered by DSHA. In 2022, two commitments were made and \$2,188,173 has been expended. DSHA awarded grants to two nonprofit organizations to purchase and renovate recovery houses. [Impact Life Inc.](#) operates Delaware's first-ever residential recovery farm in Seaford for ten women and children, and [atTACK Addiction Foundation](#) now operates a recovery house for ten men in Harbeson.



The state is seeking proposals for two to three additional homes and received an additional \$2.6 million from HUD for program year 2022-2023.

**Identify the geographic distribution and location of investments**

Target Area	Planned Percentage of Allocation	Actual Percentage of Allocation	Narrative Description
Delaware Non-Entitlement Areas	100	100	Eligible Areas for DSHA ESG, HOPWA, and CDBG
Delaware State	100	100	Statewide Programs

**Table 4 – Identify the geographic distribution and location of investments**

**Narrative**

All of the CDBG, ESG, and HOPWA will be used in non-entitlement areas. HOME funds will be used state-wide but primarily in non-entitlement areas. the federal and state reserves described in this plan will be used state-wide. The HTF will be used statewide.

Low Income Housing Tax Credit strongly incentivizes applications creating or preserving affordable rental housing in Areas of Opportunity with up to 15 points awarded.

HOME funds are used to fund gaps in LIHTC projects and thereby allocated to support the geographic objectives of LIHTC program.

State Housing Development Fund (HDF) – While it supports projects and activities state-wide, the HDF does allocate funds geographically as follows:

- Like HOME, HDF is used to fund gaps in LIHTC projects when necessary and thereby allocated to support the geographic objectives of the LIHTC program.
- HDF Homeownership Production Program prioritizes homeownership in Distressed Areas. Also, the amount of funding available per unit located in Distressed Areas has increased from \$35,000 to \$50,000.
- HDF Loans (non-LIHTC) ranks applications according to criteria. Rental applications located in Areas of Opportunity receive priority consideration.

Voucher Payment Standards have been increased in ZIP codes across Delaware that contain mostly Areas of Opportunity to help families with vouchers find housing in areas where there is less rental housing, but often higher rents. This applies to DSHA’s Housing Choice Voucher program (HCV), Family Unification Program (FUP), and State Rental Assistance Program (SRAP).

DSHA mapped FY2022 investments CDBG, LIHTC, HOME and programs (available in Appendix 1). CDBG and HOME single family rehabilitation assistance. Activity has occurred in both Areas of Minority Concentration and other areas as well. While significant progress has been made in assisting more African American households in both Kent and Sussex Counties, six Hispanic households assisted were assisted with either the CDBG or HOME programs in FY2022. Discussions with DSHA’s CDBG staff indicate that this low number may be due to Hispanic households have a lower homeownership rate.

DSHA will continue to monitor the location of DSHA investments and adjust programs to encourage revitalization of Distressed Areas and new affordable homeownership and rental opportunities in Areas of Opportunity.

## Leveraging

**Explain how federal funds leveraged additional resources (private, state and local funds), including a description of how matching requirements were satisfied, as well as how any publicly owned land or property located within the jurisdiction that were used to address the needs identified in the plan.**

## CDBG

Neighborhood infrastructure improvements may be leveraged through any combination of the following:

- Local – bonds, in-kind, municipality’s general fund, and local water and sewer fund;
- State – Delaware Department of Transportation (DOT), Department of Natural Resources and Environmental Control (DNREC) State Revolving Fund and municipal street aid fund; and
- Federal – DOT, EPA, FEMA, and USDA.

The uses of CDBG funds for owner-occupied rehabilitation may leverage additional rehabilitation funding from nonprofit, private, and public sources; however, this is usually not the case with the exception of a small amount of Housing Preservation Grant funds each year.

HUD requires a one-for-one match on CDBG funds used for state administration in excess of \$100,000. DSHA spent the \$152,859.04 in State administrative funds, and \$26,429.96 in State Technical Assistance to Grantees (\$179,289 in total for State administrative and technical assistance, or 6.59% of the total grant plus program income) for FY2022 and matched the funds in excess of \$100,000. DSHA did not use any program income for administration; therefore, it did not require a match.

The FY2022 Delaware CDBG program guidelines require sub grantees to match their CDBG administration funds one-for-one with local administration funds. Kent and Sussex Counties matched their administration allocations in local funds.

Delaware CDBG program guidelines also require sub grantees to match their CDBG infrastructure project funds with minimum match amounts that vary with the amount of CDBG funds requested. Cash matches may be provided through other sources of funding for the same activity. The following are the CDBG infrastructure match requirements:

Up to \$100,000 requires a 10 percent cash match or a 15 percent in-kind match;

- \$100,000+ to \$200,000 requires a 15 percent cash match or a 20 percent in-kind match; and
- \$200,000+ requires a 20 percent cash match or a 25 percent in-kind match.

**HOPWA**

The HOPWA funds awarded to Delaware HIV leveraged \$85,782 in funds from Ryan White to provide Case Management, ambulatory outpatient, dental, prescription and transportation. Residents’ rental payments also contributed \$221,992.

**ESG**

The ESG Program requires funds to be matched 1:1. More discussion on matching funds can be found in CR75.

**HOME**

The majority of the State of Delaware’s HOME funds are provided to multi-family rental developments in conjunction with the LIHTC Program.

<b>Fiscal Year Summary – HOME Match 2020</b>	
1. Excess match from prior Federal fiscal year	\$19,277,102
2. Match contributed during current Federal fiscal year	0
3. Total match available for current Federal fiscal year (Line 1 plus Line 2)	\$19,277,102
4. Match liability for current Federal fiscal year	\$276,040
5. Excess match carried over to next Federal fiscal year (Line 3 minus Line 4)	\$19,001,062

**Table 5 – Fiscal Year Summary - HOME Match Report**

Match Contribution for the Federal Fiscal Year								
Project No. or Other ID	Date of Contribution	Cash (non-Federal sources)	Foregone Taxes, Fees, Charges	Appraised Land/Real Property	Required Infrastructure	Site Preparation, Construction Materials, Donated labor	Bond Financing	Total Match
none								

Table 6 – Match Contribution for the Federal Fiscal Year

Program Income – Enter the program amounts for the reporting period					
	Balance on hand at beginning of reporting period \$	Amount received during reporting period \$	Total amount expended during reporting period \$	Amount expended for TBRA \$	Balance on hand at end of reporting period \$
2022	\$3,104,142.33	\$836,919.95	\$ 0	0	\$3,941,062.28 \$.71

Table 7 – Program Income

**HOME MBE/WBE report**

**Minority Business Enterprises and Women Business Enterprises** – Indicate the number and dollar value of contracts for HOME projects completed during the reporting period

	Total	Minority Business Enterprises				White Non-Hispanic
		Alaskan Native or American Indian	Asian or Pacific Islander	Black Non-Hispanic	Hispanic	
<b>Contracts</b>						
Dollar Amount	00	0	0	0	0	0
Number	0	0	2	0	0	0
<b>Sub-Contracts</b>						
Number	0	0	0	0	0	0
Dollar Amount	0	0	0	0	0	0
	Total	Women Business Enterprises	Male			
<b>Contracts</b>						
Dollar Amount	0	0	0			
Number	0	0	0			
<b>Sub-Contracts</b>						
Number	0	0	0			
Dollar Amount	0	0	0			

**Table 8 - Minority Business and Women Business Enterprises**

<b>Minority Owners of Rental Property</b> – Indicate the number of HOME assisted rental property owners and the total amount of HOME funds in these rental properties assisted						
	Total	Minority Property Owners				White Non-Hispanic
		Alaskan Native or American Indian	Asian or Pacific Islander	Black Non-Hispanic	Hispanic	
Number	0	0	0	0	0	0
Dollar Amount	0	0	0	0	0	0

**Table 9 – Minority Owners of Rental Property**

<b>Relocation and Real Property Acquisition</b> – Indicate the number of persons displaced, the cost of relocation payments, the number of parcels acquired, and the cost of acquisition						
Parcels Acquired		0		0		
Businesses Displaced		0		0		
Nonprofit Organizations Displaced		0		0		
Households Temporarily Relocated, not Displaced		0		0		
Households Displaced	Total	Minority Property Enterprises				White Non-Hispanic
		Alaskan Native or American Indian	Asian or Pacific Islander	Black Non-Hispanic	Hispanic	
Number	0	0	0	0	0	0
Cost	0	0	0	0	0	0

**Table 10 – Relocation and Real Property Acquisition**

## CR-20 - Affordable Housing 91.520(b)

Evaluation of the jurisdiction's progress in providing affordable housing, including the number and types of families served, the number of extremely low-income, low-income, moderate-income, and middle-income persons served.

	One-Year Goal	Actual
Number of Homeless households to be provided affordable housing units	175	x Rapid rehousing ESG
Number of Non-Homeless households to be provided affordable housing units	1,300	194 HOME and CDBG rehab 1 NSP 122 SERP 26 SNHF 146 MTW (HCV/PH/FUP) 1,009 homeownership loan program
Number of Special-Needs households to be provided affordable housing units	750	34 HOPWA x HOPWA
<b>Total</b>	<b>2,225</b>	

Table 11 – Number of Households

	One-Year Goal	Actual
Number of households supported through Rental Assistance	925	x Rapid rehousing ESG 34xHOPWA
Number of households supported through The Production of New Units	175	0 HOME 10 HTF
Number of households supported through Rehab of Existing Units	375	331 x HOME and CDBG 122 SERP rehab 106 RAD
Number of households supported through Acquisition of Existing Units	750	1 NSP; 26 SNHF; x Homeownership LP
<b>Total</b>	<b>2,225</b>	

Table 12 – Number of Households Supported

**Discuss the difference between goals and outcomes and problems encountered in meeting these goals.**

Decisions about annual production and support are dependent upon the actual needs of the households, non-profits, and communities served. As a funding and support agency, DSHA responds to the requests for assistance and funding proposals that are presented. Overall, we are meeting or surpassing the projected needs.

During the FY2022 year

**Discuss how these outcomes will impact future annual action plans.**

DSHA bases its annual plans on the Consolidated Plan, consultations with local, non-profit, and for-profit providers and developers, and the trends of the previous years. Thus, projections may be adjusted, most likely to provide additional resources as available.

**Include the number of extremely low-income, low-income, and moderate-income persons served by each activity where information on income by family size is required to determine the eligibility of the activity.**

Number of Households Served	CDBG Actual	HOME Actual	HTF Actual
Extremely Low-income	73	14	10
Low-income	47	170	0
Moderate-income	46	90	0
<b>Total</b>	<b>166</b>	<b>400</b>	<b>10</b>

**Table 13 – Number of Households Served**

**Narrative Information**

**CDBG:**

The only beneficiaries for whom income is determined are participants in the Housing Rehabilitation programs. Delaware completed 167 CDBG funded rehabilitation projects plus 3 utility hook ups during the year. However, many of these were funded and reported in older years.

**HOME:**

Through the HOME program, x 29 homeowner households received rehabilitation assistance and 11 rental units were completed.

**HOPWA:**

All households receiving tenant rental assistance (100%) had incomes at or below 80% of the area median income (AMI): 25 (36.8%) households had extremely low incomes at or below 30% AMI; 4 (5.9%) households had very low incomes between 31% and 50% AMI; and 5 (7.4%) household had low incomes between 51% and 80% AMI.

**HTF:**

One HTF funded project was completed in FY2022. Port Penn is 10 units of permanent supportive housing in Wilmington which provided affordable housing to 10 extremely low-income households.



**CR-25 - Homeless and Other Special Needs 91.220(d, e); 91.320(d, e); 91.520(c)**  
**Evaluate the jurisdiction's progress in meeting its specific objectives for reducing and ending homelessness through:**

**Reaching out to homeless persons (especially unsheltered persons) and assessing their individual needs**

**Statewide Coordinated Intake System**

Through ESG and state funding, DSHA supports the statewide Continuum of Care's coordinated entry system (CES), administered by Housing Alliance Delaware (HAD). As part of operating the system, HAD conducts regular outreach to social service agencies, churches, day centers, and other places where people experiencing homelessness may seek assistance. Delaware's CES uses the VI-SPDAT assessment tool to assess households' needs and determine appropriate referrals and prioritization for rapid rehousing and permanent supportive housing.

**Code Purple**

With the support of volunteers from across Delaware, Code Purple locations provide safe and warm short-term housing and hot meals to individuals and families who are homeless when winter weather conditions make it difficult for anyone to be outside for extended periods. Code Purple sites typically are located at houses of worship and community shelters. Code Purple sites use volunteers to manage operations, with activation and implementation varying by county and site. Delaware 2-1-1 call center and a mobile app provide information to Delawareans needing to find shelter on the most inclement nights in Delaware. The Delaware Continuum of Care (CoC) has focused on engaging leadership from local Code Purple and day services/day centers initiatives in the CoC membership and Board to ensure these efforts are coordinated and integrated with the overall homeless assistance system.

**Addressing the emergency shelter and transitional housing needs of homeless persons**

DSHA administers ESG funds in Kent and Sussex Counties. As the lead agency in this process, DSHA has the opportunity to work closely with the shelters and Rapid Rehousing programs in these Counties. As the focus in the state's homeless services system is on permanent housing resources, DSHA did not fund the development of new shelters or transitional housing in FY2022.

In addition to shelter-based programs, there are a significant number of non-shelter service providers that target their services to homeless persons or families. These non-shelter services include day centers, the Code Purple shelters discussed above, substance abuse counseling, mental health counseling, HIV/AIDS testing and treatment, food and clothing, case management, job training and placement, and medical care. State funding administered by other state agencies also supports emergency shelter operations, services, and hotel vouchers for people experiencing homelessness when shelter beds are not available. The state Housing Development Fund has been used to create many of the shelters and other housing facilities serving people who are homeless in Delaware and is available for the new development and rehabilitation of emergency shelter, transitional housing facilities, permanent supportive housing, and other housing.

Delaware has also focused on establishing a strong system of rapid rehousing to help people experiencing homelessness get back into permanent housing. ESG funding as well as state funding support five rapid rehousing providers in Delaware. Two additional rapid rehousing providers specifically use VA Supportive Services for Veterans and their Families (SSVF) funding to assist veterans in Delaware.

Building an inventory of other permanent rental assistance is an important tool in Delaware to reduce chronic homelessness and help people exit homelessness more quickly. In FY2011, Delaware established the State Rental Assistance Program (SRAP), which provides rental assistance to people with disabilities, youth exiting foster care, and families for whom affordable housing is a barrier to reunification, as well as other populations under various special initiatives. During the program year, 706 households received SRAP assistance.

**Helping low-income individuals and families avoid becoming homeless, especially extremely low-income individuals and families and those who are: likely to become homeless after being discharged from publicly funded institutions and systems of care (such as health care facilities, mental health facilities, foster care and other youth facilities, and corrections programs and institutions); and, receiving assistance from public or private agencies that address housing, health, social services, employment, education, or youth needs**

Delaware invests significant state funding, both administered by DSHA and in other departments such as the Department of Health and Social Services (DHSS) in homelessness prevention. These are discussed in other areas of the CAPER as well, but key initiatives include:

- The Home4Good funding program launched in 2019 increasing funding for homelessness services via investment from the Housing Development Fund and Federal Home Loan Bank of Pittsburgh. In 2022, \$1,075,000 in funding was allocated to thirteen programs to address Rapid rehousing, providing a Housing Locator, and Street Outreach for persons who are experiencing homelessness or at risk of homelessness. These programs will impact nearly 1400 persons.
- The State Rental Assistance Program provides rental assistance for 649 households with special needs in Delaware, including people with physical, developmental, and intellectual disabilities, mental health needs, youth exiting foster care and families with child welfare system involvement for whom affordable housing is a barrier to reunification. Priorities include individuals who are exiting institutions, are at risk of entering institutions, and/or are homeless or at risk of homelessness.
- Administering other special voucher programs, including Section 811 Mainstream Vouchers and Family Unification Program vouchers, in partnership with sister state agencies and service providers, and the state funded HomeWorks program assisting families experiencing homelessness in three school districts.
- Administering project-based rental assistance via the Section 811 PRA Demo Program, and units set aside in Low Income Housing Tax Credit projects. 5% of units in all newly financed LIHTC projects must be set aside for special populations, and there are incentives for developers to set aside up to 10% of units.

In all of these initiatives, DSHA works closely with DHSS, Department of Services for Children, Youth, and their Families (DSCYF), service providers, and the Continuum of Care (Housing Alliance Delaware) to ensure the availability of supportive services, refer eligible households, and set priorities.

Reentry continued to be a state priority in FY2022. Delaware first participated in the National Criminal Justice Reform Project (NCJRP) planning process to establish a comprehensive plan to improve reentry and reduce recidivism in Delaware. DSHA staff were active in this process and led the Housing Workgroup of this initiative. This was further moved to implementation with the signing of Executive Order 24 establishing the Delaware Correctional Reentry Commission, which includes the Director of DSHA and several other cabinet secretaries and other state leaders. The Commission has a specific set of

objectives to improve reentry in the state, which are being addressed by seven subcommittees. DSHA staff co-chair the Housing Subcommittee, which is working to ensure improved pre-release housing planning to reduce releases to homelessness; increase availability of short-term rental assistance; reduce barriers to housing administered by the state's five Public Housing Authorities (PHAs); and improve information about housing resources. Using Recovery Housing Funds, DSHA awarded grants to two nonprofit organizations to purchase and renovate recovery houses. [Impact Life Inc.](#) operates Delaware's first-ever residential recovery farm in Seaford for ten women and children, and [atTACK Addiction Foundation](#) now operates a recovery house for ten men in Harbeson.

In September 2019, the state's five PHAs were awarded technical assistance from the Vera Institute for Justice to establish a Family Reunification Program to facilitate reentrant's ability to return to family living in PHA-administered housing, and review and revise their policies on access for people with conviction histories and justice system involvement. In July 2020, the five public housing authorities, Delaware Department of Correction, and the Delaware Center for Justice launched the Delaware Family Reentry Pilot (FRP) Program. The program gives individuals recently released from incarceration the opportunity to access safe and stable housing by reuniting with their families who live in public housing.

Approved participants will be permitted to live as temporary guests in the designated household for a period of one or two years, depending on their conviction history. Participants who successfully complete the temporary period while remaining in compliance with program guidelines may be officially added to the household's PHA lease. Initially, the pilot is being offered in properties that are owned and operated by public housing authorities. FRP remains a pilot program and plans to expand to Housing Choice Vouchers are still underway, and efforts to expand outreach to increase awareness of the program is ongoing. We have also identified some challenges related to public housing that has converted to Rental Assistance Demonstration (RAD) and will be working to address.

**Helping homeless persons (especially chronically homeless individuals and families, families with children, veterans and their families, and unaccompanied youth) make the transition to permanent housing and independent living, including shortening the period of time that individuals and families experience homelessness, facilitating access for homeless individuals and families to affordable housing units, and preventing individuals and families who were recently homeless from becoming homeless again**

Best practices and evidence-based demonstrations call for a transformation of our homeless assistance systems to focus on housing stability and system-wide outcomes. Focusing on housing stability allows communities to focus resources and address a person's long-term service needs, bridging the divide between the homeless assistance system and mainstream systems. DSHA is participating in the CoC's strengthened planning activities to:

- Create a vision for Delaware's homeless assistance system;
- Define Delaware's goals for preventing and ending homelessness;
- Defining the services, models, and outcomes to achieve that goal; and
- Implement and improve coordinated entry and assessment.

Delaware has created a statewide Continuum of Care that is aligned with the HEARTH Act regulations in composition and function. The board that governs this group meets regularly and has a System

Performance Committee that reviews data and produces an annual System Performance Report. DSHA is an active participant in the CoC membership, Board, and numerous committees.

In FY2022, DSHA:

- Funded Housing Alliance Delaware to support the Continuum of Care, DE-CMIS system, and community planning efforts, as well as to establish a certification and training program for the rapid rehousing providers in the state and other best practices;
- Continued rapid rehousing as a focus of its ESG funding program;
- Allocated state funding to homelessness prevention, rapid rehousing, and other initiatives to build the capacity of Delaware's homeless assistance system and implement the DE-CoC Action Plan to End Homelessness;
- Continued to require that funded agencies be active users of DE-CMIS and the Coordinated Intake system to ensure full participation;
- Continued to require adherence to permanent supportive housing standards and participation in DE-CMIS and coordinated entry for new housing facilities seeking capital funding from DSHA;
- Continued to administer the State Rental Assistance Program, which at any given time assists approximately 649 households at high risk of homelessness or who otherwise may be in institutional settings;
- Participated in numerous planning and implementation efforts related to special populations, including the Delaware Correctional Reentry Commission (DCRC); leadership of the DCRC Housing Subcommittee; Commission on Community-based Alternatives for People with Disabilities; Division of Substance Abuse and Mental Health (DSAMH) Advisory Council, Domestic Violence Task Force Housing Committee, and many others.

## **CR-30 - Public Housing 91.220(h); 91.320(j)**

### **Actions taken to address the needs of public housing**

DSHA last completed a Section 504 needs assessment and transition plan in 1991. On an aggregate basis across all DSHA sites, DSHA's public housing stock meets Section 504 requirements. As part of its current Fair Housing Plan, and as noted in our FY2014 Annual Action Plan, DSHA intended to begin a new 504 needs assessment and transition plan in 2014. DSHA is currently re-evaluating our plan and timeline for completing a new Section 504 Assessment and Transition Plan.

DSHA was approved for and converted previously funded Public Housing Developments including Liberty Couty (100 units), McLane Gardens, Peach Circle, and Holly Square (106 units) to the Rental Assistance Demonstration (RAD) program. As part of the Liberty Court conversion and the sale of four (4) Public Housing Scattered site units, Project Based Vouchers were also utilized at Iron Branch Apartments in Millsboro. During these conversions, additional accessible units are created.

### **Actions taken to encourage public housing residents to become more involved in management and participate in homeownership**

#### **Moving to Work**

DSHA's Moving To Work (MTW) program includes its public housing, Housing Choice Voucher, Capital Fund, and Resident Homeownership Programs. The goals and objectives under the DSHA MTW Program are outlined as follows:

- To reduce costs and achieve greater cost effectiveness by administrative reforms to the Public Housing and Housing Choice Voucher Programs;
- To give incentives to families who are employed or seeking employment and self-sufficiency; and
- To improve housing options for our residents by offering or coordinating the following resources:
  - Homeownership counseling and assistance;
  - Budget counseling;
  - Fair market housing counseling;
  - Assistance obtaining a Low Income Housing Tax Credit Unit;
  - MTW Savings Account as income increases;
  - Counseling to repair credit problems; and
  - Financial literacy education.

In FY2022, thirty-eight (38) MTW participants achieved housing self-sufficiency moving on to either homeownership or non-subsidized rental housing. Sixteen (16) of these participants moved into homeownership and twenty-two (22) moved to fair market rental housing. The MTW escrows accumulated by the residents provided essential funds that helped with closing costs and down-payments for homeownership and security/utility deposits for non-subsidized rental housing. Without these funds, many of the participants would not have been able to make the transition into homeownership or other fair market rental housing.

**Actions taken to provide assistance to troubled PHAs**

Not applicable.

## **CR-35 - Other Actions 91.220(j)-(k); 91.320(i)-(j)**

**Actions taken to remove or ameliorate the negative effects of public policies that serve as barriers to affordable housing such as land use controls, tax policies affecting land, zoning ordinances, building codes, fees and charges, growth limitations, and policies affecting the return on residential investment. 91.220 (j); 91.320 (i)**

In FY2022, DSHA continued to maximize the State's Growth Management framework to remove or mitigate the negative effects of public policies that may serve as barriers to affordable housing.

### **Delaware's Growth Management Framework**

The *Strategies for State Policy and Spending* was first adopted in 1999 and is updated every five years by the Governor's Cabinet Committee on State Planning Issues (CCSPI) to coordinate land use decision-making with the provision of infrastructure and services in a manner that make best use of Delaware's natural and fiscal resources. DSHA's Director is a member of the CCSPI and ensures that affordable housing is addressed in the following:

Comprehensive Plans – Communities with populations greater than 2,000 are required to include policies, statements, goals, and planning components that serve to define the community's strategy for providing affordable housing for current and future residents. During FY2022, DSHA reviewed and provided feedback on draft comprehensive plans from Bethany, South Bethany, Middletown, Lewes, and Odessa. DSHA provides housing information, reports, data sources, and best practices.

DSHA held several meetings with staff from the Office of State Planning Coordination over the last several months to discuss strategies to address the shortage of affordable housing.

Education, Training and Technical Assistance – DSHA offers technical assistance to local governments on various housing challenges and issues facing their communities. In FY2022, DSHA participated in the City of Lewes subcommittee for affordable housing and provided two presentations on accessory dwelling units. DSHA also met with officials from the Town of Bethany and presented information on accessory dwelling units.

Preliminary Land Use Service (PLUS) – Provides for state agency review of major land use proposals prior to submission to local governments. In FY2022, DSHA continued to strengthen comments from an affordable and fair housing perspective such as incorporating recommendations from the 2020 Statewide Analysis of Impediments to Fair Housing Choice (AI); as well as how land use decisions can have an adverse impact on racial and ethnic minorities.

### **Actions taken to address obstacles to meeting underserved needs. 91.220(k); 91.320(j)**

#### **DSHA Language Access Plan**

DSHA continually reviews Census data and other information to identify populations of people with limited English proficiency as part of its efforts to comply with Executive Order 13166, "Improving Access to Services for Persons with Limited English Proficiency." DSHA has translated all key program materials into Spanish, the second most common language spoken in Delaware after English. During FY2022, DSHA provided language assistance to 77 LEP clients and translated 12 documents and publications. DSHA provides reasonable accommodation for persons with language and/or disability barriers to access program information.

### **Downtown Development Districts (DDD) Program and Strong Neighborhood Housing Fund (SNHF)**

DSHA continued to collaborate efforts across agencies, public and private partners, and communities to support strategic neighborhood revitalization, community, and downtown development initiatives such as the Downtown Development Districts and Strong Neighborhoods Housing Fund (SNHF) programs. In FY2022, \$6.3 million in Downtown Development District (DDD) funds were reserved for 12 large projects and are expected to leverage \$67 million in private investment. In addition, 58 small projects and 8 large projects were completed in FY2022 receiving a total of \$4.7 million. Altogether, approximately \$11 million in DDD funds leveraged \$112 million in private investment in the state's most distressed areas. Activities included creating a range of housing opportunities, new businesses, and jobs through new construction, renovating vacant buildings, and supporting historic preservation.

### **State Rental Assistance Program**

A partnership between DSHA and several other state agencies, the State Rental Assistance Program (SRAP) provides tenant-based rental assistance to people with very low incomes who may need supportive services and rental assistance to live safely and independently in the community. The SRAP program is a vital part of Delaware's strategies to help people who are at high risk for homelessness or institutionalization make the transition to permanent housing and independent living, avoid becoming homeless or institutionalized, and address the housing and supportive services needs of people who are not homeless but have other special needs. Originally funded in FY2011 with \$1.5 million through the state General Assembly, allocations and other funding amounted to total program expenditures of \$6.9 million in FY2022. The Division of Substance Abuse and Mental Health (DSAMH) has recognized SRAP as a cost-effective and efficient means of meeting its obligations to create additional units of supportive but independent housing in the community as part of its Settlement Agreement with the U.S. Department of Justice. DSAMH has directed additional funds to the SRAP program specifically to serve DSAMH clients, increasing the total number of households that can be served through the program. As of June 30, 2023, 343 households with SRAP DSAMH vouchers were in leased units in FY2022.

### **Delaware Section 811 PRA Demonstration Program Award**

In 2013, Delaware was awarded a Section 811 PRA Demo grant of \$5.1 million, estimated to create and support 145 units of project-based rental assistance over 5 years. The program was designed to build on the existing SRAP partnerships and infrastructure, to create project-based rental assistance for people with disabilities in integrated settings with supportive services. To speed up the creation and occupancy of units, Delaware proposed to structure its Section 811 program to place units in existing DSHA-financed sites (HOME, LIHTC, or HDF) first. To increase inventory over the longer-term, DSHA built incentives into the Qualified Allocation Plans (QAPs) between 2014 and 2020 to produce units through new construction.

As of July 1, 2023, DSHA had fully executed Rental Assistance Contract (RAC) documents with 28 participating properties, representing 151 units. DSHA partnered with Emphasys.com to create a secure, web-based referral system designed to connect applicants for Section 811 housing with available and appropriate Section 811 units. The PAIR (Prescreening, Assessment, Intake and Referral) service interfaces with DelawareHousingSearch.org, the free online housing locator service operated by DSHA and its partners since 2012. Section 811 applicants are placed on a centralized Referral List, while property managers update real-time information regarding unit availability in the housing locator. The PAIR service was officially launched in June 2015. As of 7/1/2023, the Referral List contained 863 applicants, with 124 current tenants housed through the Section 811 referral process.



### **Delaware Section 811 Mainstream Vouchers**

In 2018, DSHA applied for and was awarded 50 vouchers under the HUD Section 811 Mainstream Voucher Program (previously called the 811 Mainstream Voucher Program). These are Housing Choice Vouchers reserved for nonelderly adults with disabilities, with a particular focus on people who are exiting institutions, and people who are experiencing homelessness. In 2020, DSHA was awarded 15 new HUD Mainstream Vouchers through the CARES Act allocation process. DSHA works with partnering agencies particularly DHSS and Housing Alliance Delaware (HAD), the entity responsible for managing the coordinated entry system in Delaware to target Mainstream Vouchers to individuals awaiting supportive housing who are also on DSHA's existing waiting list for Public Housing. Although coordinated outreach efforts have been slowed due to the coronavirus pandemic, 61 individuals had been placed in housing with a Mainstream Voucher as of July 1, 2023.

### **Homeownership Rehab and Emergency Repair**

DSHA allocates both state and federal (CDBG and HOME) resources to rehabilitation assistance for homeowners. This encompasses both major repairs through CDBG and HOME and emergency repairs funded through state resources. All of these programs allow accessibility modifications as an eligible use and indeed this is a high need and frequent use. Major accessibility modifications are more often through the major repair program, while emergency repair programs often manage smaller accessibility modifications, especially those needed urgently. In FY2022, there were 331 homes rehabilitated in the State entitlement area.

### **Moving to Work**

In FY2022, thirty-eight (38) MTW participants achieved housing self-sufficiency moving on to either homeownership or non-subsidized rental housing. Sixteen (16) of these participants moved into homeownership and twenty-two (22) moved to fair market rental housing. The MTW escrows accumulated by the residents provided essential funds that helped with closing costs and down-payments for homeownership and security/utility deposits for non-subsidized rental housing. Without these funds, many of the participants would not have been able to make the transition into homeownership or other fair market rental housing.

The MTW escrows accumulated by the residents provided essential funds that helped with closing costs and down-payments for homeownership and security/utility deposits for non-subsidized rental housing. Without these funds, many of the participants would not have been able to make the transition into homeownership or other fair market rental housing.

### **Accessible Units**

DSHA added incentives to its LIHTC Qualified Allocation Plan (QAP) for developers starting in 2010 to construct fully accessible units beyond the 5% required by Section 504, up to 20% of units in a property. Fully accessible units provide design elements and accommodation for a person with a disability that may include varied cabinet heights, wider hallway width, first floor bathroom and bedroom, and numerous other specifications. These incentives have resulted in a significant increase in the number of fully accessible units developed via the LIHTC, from previously only the required 5% to now 15 to 20% annually. The State Architectural Accessibility Board reviews all plans and DSHA ensures accessibility compliance at the sites. In FY2022, 54 additional accessible units were completed over the required 5% or 29 units for a total of 83 units, or 11% of the total 140 units.

### **Actions taken to reduce lead-based paint hazards. 91.220(k); 91.320(j)**

The CDBG Program Guidelines reference HUD's lead-based paint regulations and all applicants must demonstrate how the rehabilitation work will be conducted in accordance with these regulations. DSHA also requires any activity funded by the HDF or HOME Program, especially acquisition/rehab activities, to conduct an Environmental Site Assessment Phase 1. Grantees and housing rehabilitation contractors must be trained in lead-safe work practices and HUD's regulations. If lead-based paint is present, then it must be remediated as part of the construction process in accordance with local, state, and federal regulations.

DSHA continually cooperates with the Division of Public Health to facilitate lead-safe work practices training to contractors. Any individual performing lead-based paint activities in the State of Delaware must be certified by the Division of Public Health (DPH). After completing an approved training course, a person wishing to be certified must apply for Certification to DPH. The applicant must then pass the state certification (3rd party) exam. A certification fee is required, and the certification is valid for two years. Grantees are monitored for compliance with lead-based paint regulations and show that they are complying.

The Delaware Office of Lead Poisoning Prevention (OLPP) is now part of a new Office of Healthy Environments (OHE) in the Delaware Division of Public Health (DPH). The Healthy Homes and Lead Poisoning Prevention Program (HHLPP) under the OHE completed on-site assessments of housing units, and trained community partners to start their own Healthy Homes programs. All contractors, renovation contractors, maintenance workers who work in pre-1978 housing and child-occupied facilities are required to follow EPA's RRP Rule, as updated.

It should be noted that all housing receiving federal assistance must still comply with HUD's LSHR. HUD's Office of Healthy Homes and Lead Hazard Control (OHHLHC) website provides information on complying with the LSHR and RRP Rule. DSHA notified CDBG and HOME sub grantees about the new requirements and provides technical assistance as needed.

Late in FY2019, the State of Delaware passed HB89, AN ACT TO AMEND TITLE 16 OF THE DELAWARE CODE RELATING TO THE CHILDHOOD LEAD POISONING PREVENTION ACT. This is the bill to restart the Childhood Lead Poisoning Advisory Committee. DSHA was represented on this committee when it began meeting in 2019. The committee has continued to meet since 2019. In the 2021 annual report, the committee developed a comprehensive set of forty-four (44) program and policy recommendations for the Division of Public Health. The advisory committee prioritized the following for Delaware:

- The enactment of policies that mandate and enforce the use of lead safe and lead-free housing certificates.
- Remediation of currently known lead "hot spots".
- Lowering the threshold for case management and early intervention services for children already poisoned; and
- Increasing the rates of identification for already poisoned children via a blood lead test so that resources can be better allocated for intervention, remediation, and prevention of future poisoning.

## **Actions taken to reduce the number of poverty-level families. 91.220(k); 91.320(j)**

### **Supporting Community Initiatives**

Financial assistance to home buyers: Delaware continues to have homeownership rates well above the national average, in part due to the significant support the DSHA provides to low- and moderate-income home buyers. In FY2022 DSHA utilized the state-funded Homeownership Loan Program (HLP) to help 1,617 households become homeowners.

### **The Neighborhood Assistance Act**

DSHA administers the Neighborhood Assistance Act (NAA), a state charity tax credit. Through the NAA companies and individuals within Delaware, which contribute to eligible neighborhood organizations and nonprofits in impoverished areas, are eligible to receive state tax credits worth up to fifty percent of their donation. Organizations must be designated as 501C(3) organizations by the Internal Revenue Service and document that they provide neighborhood assistance in an impoverished area or provide neighborhood assistance for low- and moderate-income families. In FY2022, the program was again fully subscribed and the full \$1,000,000 in tax credits allocated. DSHA began administering the NAA program in FY2008 and since then 60 nonprofit agencies have been approved in support of 93 programs that benefit the Statewide target population of 80% AMI or less. The NAA program has assisted approved nonprofits in receiving approximately \$19.9 million in contributions from FY2008 through FY2022.

## **Actions taken to develop institutional structure. 91.220(k); 91.320(j)**

### **DelawareHousingSearch.org**

In FY2022, DSHA in partnership with a strong network of partners, including Socialserve.com, Inc. (now doing business as Emphasys.com), Wilmington Housing Authority, New Castle County, Kent County, Sussex County, the City of Wilmington, the Delaware Department of Health and Social Services, and Delaware Emergency Management Agency continued to maintain and promote DelawareHousingSearch.org.

DelawareHousingSearch.org is online and available 24/7 as a free web-based service and supported by a toll-free, multilingual call center. Emerging from an exceptionally challenging year, DelawareHousingSearch.org proved to be a critical resource to reach Delawareans in need of housing and other critical community resources. The advisory group members support DEHS collectively and use DEHS for their agency or government needs particular needs. In FY22, the group worked to add new landlords and inventory which is currently 27,037 units.

## **Actions taken to enhance coordination between public and private housing and social service agencies. 91.220(k); 91.320(j)**

DSHA works hard to leverage its limited resources with various community resources and programs. We have developed partnerships with numerous agencies and organizations to provide services and programs that would otherwise require DSHA resources or not be available. Examples of these partnerships include:

- Children and Families First provides pregnancy testing, family planning material, STD testing, treatment and counseling and also organizes resources for grandparents and relatives raising someone else's children.
- Child, Inc. provides one-on-one case management services upon request or referral and offers

parenting classes.

- NeighborGood Partners is one of DSHA's partners for the Rent Reporting Pilot Program, which is funded by the agency's SLFRF allocation, and helps to build low-income renters' credit by reporting their rental payment history to the credit bureaus. NeighborGood Partners conducts the eligibility review and intake for the program, and also provides referrals to financial coaching to applicants and program participants. Rental Assistance/Other financial assistance is offered by several organizations: Peoples Place II, First State Community Action Agency, Catholic Charities, Salvation Army, Casa San Francisco, State Service Centers, and local churches.
- First State Community Action Agency provides limited financial assistance, administers the Summer Food Service Program for Sussex County sites, and offers employment training at a center in Georgetown.
- Department of Labor provides all aspects of employment training, including assistance preparing resumes and applications, improving interviewing skills, and workplace training. DSHA serves on the Delaware Workforce Development Board which administers the state's requirements and initiatives for employment and job training.
- Delaware Technical and Community College, Kent County Poly-Tech, Sussex Tech, Delaware State University – All institutions have various courses available for general education as well as specific job training. They require a minimum number of participants to come to DSHA sites, but individuals can go to the schools for classes. Many courses are free of charge, based on income, or have a small fee. DSHA has installed GED tutorial software at multiple sites. The program is used by instructors giving group instruction and by residents who study independently.

### **Identify actions taken to overcome the effects of any impediments identified in the jurisdictions analysis of impediments to fair housing choice. 91.520(a)**

The Delaware State Fair Housing Consortium, comprised of all jurisdictions receiving federal housing funds and public housing authorities, adopted the 2020 Statewide Analysis of Impediments to Fair Housing Choice (AI). The goals, objectives and actions taken in 2022 are identified in the appendix along with a series of maps to demonstration efforts to expend housing choice.

#### **Geographic Distribution of Resources**

DSHA continued to review all DSHA programs to determine how and where to invest resources to expand housing choice in accordance with recommendations from the prior Analysis of impediments (AI) and were brought forward in the 2020 AI.

In FY2022, DSHA revised the Opportunity map using information from 2020 Market Value Analysis, developed by Reinvestment Fund as well as a new 2020 State Strategies layer from the Office of State Planning Coordination. The existing HUD-identified indicator for strong school proficiency was also included.

An additional layer was created to account for the areas that were characterized by a weak market and had a disproportionate share of assisted or subsidized housing.

- Areas of Opportunity are strong, high value markets, offering economic opportunity, high performing schools, and supportive infrastructure. However, these areas contain little affordable housing. New construction and preservation of affordable housing are prioritized and encouraged.

- Stable Areas are middle market areas where a balance of market rate and subsidized housing are supported.
- Distressed Areas are highly distressed neighborhoods suffering from blight and concentrated poverty. Strategies focus on stabilizing neighborhoods through increased homeownership, investment in existing homes and commercial areas, and people-based intervention strategies.
- Saturated areas are weak markets where at least 10% of all housing units are assisted or subsidized.

DSHA revised the Areas of Opportunity using with information from a new 2020 Market Value Analysis, developed by Reinvestment Fund as well as a new 2020 State Strategies layer from the Office of State Planning Coordination. The existing HUD-identified indicator for strong school proficiency was also included.

The identified Distressed Areas mapping is currently being updated by including the MVA, HUD-identified Racially/Ethnically Concentrated Areas of Poverty (R/ECAPS), and indicators of poor school proficiency to identify Distressed Areas, as well as other indicators of neighborhood distress.

Mapping can be found in the Appendices.

## **CR-40 - Monitoring 91.220 and 91.230**

**Describe the standards and procedures used to monitor activities carried out in furtherance of the plan and used to ensure long-term compliance with requirements of the programs involved, including minority business outreach and the comprehensive planning requirements**

DSHA has the responsibility of monitoring all housing activities covered by the FY2022 Action Plan, whether the activity is conducted directly by a unit of local government, a nonprofit housing agency or by DSHA itself. Monitoring is an ongoing process involving continual grantee communication and evaluation. The process involves frequent telephone contacts, written correspondence, analysis of performance reports and audits, and periodic on-site visits. These processes occur differently for each of the four programs to be discussed. Due to the pandemic, much of the monitoring of projects was temporarily placed on hold.

### **CDBG**

The monitoring process is divided into two components: regulatory, and performance compliance. Monitoring of regulatory compliance includes review of accountability and financial management, environmental impact, labor standards, civil rights, and fair housing, acquisition and relocation activities, and citizen participation.

Monitoring of performance compliance includes evaluation of project timeliness, components of eligibility, compliance with National Objectives, and an assessment of continuing capacity to carry out approved activities.

DSHA applies the following outcome standards:

- At least 70 percent of the funds must be spent on projects that benefit low- and moderate-income persons;
- 100 percent of the funds must be spent on eligible activities;
- 100 percent of the program funds must be obligated to local governments within 15 months of receiving the grant award, and DSHA staff uses checklists of all program components during their evaluations. These include Fair Housing Equal Opportunity (FHEO), Labor Standards, Rehabilitation Checklist, Financial Management Checklist, Section 3 Checklist, and Environmental Review Checklist.

DSHA staff monitors a sampling of rehabilitation activities on an annual basis. This monitoring consists of:

- Review of pertinent files for required documentation, compliance with program regulations and verification of the accuracy of information provided to DSHA;
- A visit to the project site to observe activities and ensure consistency with the application; and
- Results of the monitoring visit are submitted to the grantee generally within fifteen days of the monitoring visit.

In the event of a Determination of Concern, Finding of Deficient Performance or Finding of Noncompliance is indicated the grantee is required to present documentation to address the concern, resolve the deficiency, or implement a corrective action plan.

A follow-up visit may be necessary to verify corrective action or to provide technical assistance. When

DSHA's review indicates the grantee has provided satisfactory corrective action, a letter is sent to the grantee stating that the finding(s) has been cleared. All findings must be cleared before closeout.

DSHA can bar a grantee from applying for CDBG funds, withhold unallocated funds, require return of unexpended funds, or require repayment of expended funds if a grantee fails to provide satisfactory corrective action.

## **HOME**

DSHA ensures that recipients of HOME funds comply with the regulations through various monitoring activities. Monitoring activities include both desk and on-site reviews. DSHA is committed to ensuring compliance with federal regulations, ensuring production and accountability, and evaluating organizational and project performance throughout a project.

For HOME, the overall program standards that are addressed and verified include the following:

- All projects will meet all of the HOME statutory requirements, and will satisfy all HOME regulations in conformity with the DSHA Program Guidelines;
- No less than 90 percent of all HOME-assisted units in rental housing projects will rent to a tenant whose income does not exceed 60 percent of AMI at or below the maximum HOME rent limits (65 percent of AMI). In addition, no less than 20 percent of those units will rent to tenants at or below the low HOME rent limits (50 percent of AMI);
- No less than 100 percent of all HOME-assisted units in homeownership projects (both owner-occupied rehabilitation and down-payment closing cost assistance) will loan or grant funds to homeowners at or below 80 percent of AMI;
- 100 percent of the funds allocated for the previous two (2) program years will be committed to projects by the end of the second year; and
- 100 percent of the funds allocated for the previous five (5) program years will be expended by the end of the fifth year.

DSHA will require any Community Housing Development Organization (CHDO) to reapply for designation upon the event of a material change in the structure of the CHDO or at such other time as required by HUD. In addition, a CHDO must reapply for CHDO certification annually or each time additional CHDO funds are committed to the organization by completing the CHDO Questionnaire. DSHA requires all CHDOs receiving funding to certify that there has been no material change in their status that would affect such funding. DSHA monitoring can be broken down into the two phases of a typical project: 1) preconstruction and construction, and 2) in-service.

During the preconstruction and construction stage, DSHA ensures each recipient of HOME funding understands the program requirements applicable to their activity. These requirements include, but are not limited to, fair housing, financial management and accountability, environmental impacts, labor standards, procurement, lead-based paint, affirmative marketing, and acquisition and relocation activities. On-site monitoring occurs during the construction phase of an activity to ensure consistency with requirements and identify construction deficiencies. A portion of activity funds are withheld until any deficiencies have been corrected and all program reports have been submitted to DSHA's satisfaction.

In-service DSHA staff conducts annual on-site reviews of rental housing activities to ensure the activity sponsor maintains the following:

- Correct rent and utility allowance levels for all HOME-assisted units;

- Accurate annual re-certification of tenant income;
- Compliance with Uniform Physical Conditions Standards;
- Compliance with Affirmative Marketing Requirements; and
- Compliance with other requirements of the HOME Program Guidelines.

In addition, DSHA ensures the proper payment of loan installments and escrow deposits, as required in the project's loan documents.

#### Record Keeping

In accordance with DSHA policy and federal requirements, DSHA has established and maintains records to enable DSHA staff, HUD, auditors, and the general public to determine the status of each HOME project, as well as overall program progress and status. Records are maintained in written and electronic format and are available to the public upon request, subject to the Freedom of Information Act.

#### **ESG and HOPWA**

Service providers receiving ESG and/or funds are monitored annually. The annual monitoring visit occurs after the end of the program year and consists of a review of applicable files, programs, and processes of the agency. Areas examined include, but are not limited to, organization, environmental, conflicts of interest, insurance coverage, nondiscrimination and drug-free workplace policies, project activities and timelines, financial management and matching funds, procurement procedures, demographics, essential services, operations, homeless prevention, and rehabilitation activities.

Written documentation of any finding(s) is provided to the sponsor identifying areas of noncompliance and the actions required to correct them. Prior to any further grant awards, all finding(s) must be resolved and documented satisfactorily. For ESG and HOPWA, the overall program standards that are addressed and verified include the following:

- All grantees complete Quarterly Performance Reports every three months;
- No less than 100 percent of the services provided will be services that are eligible by ESG statutes and HUD regulations; and
- No less than 100 percent of the clients served will be eligible homeless families in accordance with HUD definition.



## **Citizen Participation Plan 91.105(d); 91.115(d)**

### **Describe the efforts to provide citizens with reasonable notice and an opportunity to comment on performance reports.**

The public was able to comment on the FY2022 CAPER from September 13, 2023, through September 27, 2023. Notice of availability of the CAPER was advertised in the Delaware State News and The News Journal. Additional notification was provided through DSHA Highlights with an email subscriber list of approximately 1,400 people. The CAPER is available for download from DSHA's website at [www.destatehousing.com/FormsAndInformation/capers.php](http://www.destatehousing.com/FormsAndInformation/capers.php). A paper copy of the CAPER was available for review at DSHA's main office at 18 The Green, Wilmington.

Spanish language access:

Placeholder for comments received through September 28<sup>th</sup>.

**CR-45 - CDBG 91.520(c)**

**Specify the nature of, and reasons for, any changes in the jurisdiction’s program objectives and indications of how the jurisdiction would change its programs as a result of its experiences.**

Through the Consolidated Planning process, constituents have confirmed Delaware’s efforts to maintain and improve the quality of life for low- and moderate-income residents. Comments received from citizens have been supportive of the CDBG Program’s housing emphasis and recognize the need to reduce substandard housing for low- and moderateincome persons as a priority. As a result of our experience, the following programmatic change was incorporated into the FY2022 Program Guidelines.

**Does this Jurisdiction have any open Brownfields Economic Development Initiative (BEDI) grants?**

No

**[BEDI grantees] Describe accomplishments and program outcomes during the last year.**

## **CR-50 - HOME 91.520(d)**

### **Include the results of on-site inspections of affordable rental housing assisted under the program to determine compliance with housing codes and other applicable regulations**

Please list those projects that should have been inspected on-site this program year based upon the schedule in §92.504(d). Indicate which of these were inspected and a summary of issues that were detected during the inspection. For those that were not inspected, please indicate the reason and how you will remedy the situation.

During FY2020 and 2021, DSHA did not perform any on-site inspections of HOME-assisted developments, as a result of the pandemic and social distancing requirements. During FY2022, Spectrum Inspection Group completed 44 home inspections. There are two properties left to be inspected and will be completed by December 31, 2023.

The monitoring includes physical inspections, review of tenant files and records, tenant rents, tenant selection and orientation, leases and security deposits, application processing, affirmative marketing plans, and general management policies. In addition to inspecting tenant incomes and rents, Uniform Physical Condition Standards (UPCS) were used during the physical inspection of units and also for all common areas in HOME-assisted properties. These areas include, but are not limited to, hallways, stairwells, laundry rooms, recreation rooms, lobbies, and all exterior areas.

### **Provide an assessment of the jurisdiction's affirmative marketing actions for HOME units. 92.351(b)**

DSHA has adopted affirmative marketing procedures and requirements for all HOME properties consisting of five or more units and requires all such developments to establish a plan to “affirmatively-further” fair housing. The Affirmative Marketing Plan is required to outline the actions the property developer will undertake to provide information and actively promote wider housing opportunities for all persons, while maintaining a nondiscriminatory environment of all aspects of Federally assisted housing during the HOME affordability period. Such actions include but are not limited to requiring EHO logotype or slogans in all press releases, solicitations, and communications; marketing and rental of all housing in accordance with Fair Housing laws; displaying Fair Housing posters in rental offices and on site; and keeping adequate records to determine compliance with all Fair Housing laws and requirements.

As part of the application process for HOME financing, DSHA requires submission of an AFHMP on form HUD-935.2A for each development. DSHA then reviews the Plan to ensure that the Affirmative Marketing Plan addresses the intended use of media, community contacts, and special outreach efforts and complies with other Fair Housing requirements. Incomplete or deficient Plans must be corrected prior to initial closing of the loan. DSHA monitors all completed developments and notifies owners of any corrective actions required to meet the objectives of the approved AFHMP. Failure by the owner to take corrections as directed by DSHA may subject the owner to penalties including withholding of State and Federal funds, disbarment under State and Federal Housing programs and prosecution under local, State and Federal Fair Housing laws. During the reporting period, no new rental developments were completed which required Affirmative Marketing actions.

**Refer to IDIS reports to describe the amount and use of program income for projects, including the number of projects and owner and tenant characteristics**

HOME Program activities completed in IDIS during the reporting period included the rehabilitation of 2 units of owner-occupied housing that promoted affordable housing by both alleviating substandard conditions and assisting owners in maintaining their homes.

**Describe other actions taken to foster and maintain affordable housing. 91.220(k) (STATES ONLY: Including the coordination of LIHTC with the development of affordable housing). 91.320(j)**

Through the many programs previously identified in the report, DSHA promotes affordable housing.

- DSHA allocates both state and federal (CDBG and HOME) resources to rehabilitation assistance for homeowners. This encompasses both major repairs through CDBG and HOME and emergency repairs funded through state resources. All of these programs allow accessibility modifications as an eligible use and indeed this is a high need and frequent use. Major accessibility modifications are more often through the major repair program, while emergency repair programs often manage smaller accessibility modifications, especially those needed urgently. In FY2022, there were 157 homes rehabilitated in the State entitlement area.
- DSHA allocates HOME funds for rehabilitation of affordable housing and construction of affordable housing.
- The State received Housing Trust Funds in the amount of \$2,982,433 for FY2022 and committed HTF funds totaling \$2,700,000 during FY2022. The total funds committed included funds for the acquisition and construction of Solomon's Court I & II, and for construction of 14 affordable housing units in the City of Wilmington.
- In FY2022, DSHA assisted 1,617 households to achieve homeownership through its Homeownership Loan Program (HLP). HLP is a statewide program that provides first mortgage financing at below-market interest rates to low- and moderate-income Delaware homebuyers.
- Program income from the Neighborhood Stabilization Programs (NSP) 1, 2 and 3 assisted one (1) family with financing to purchase homes.
- The Housing Development Fund (HDF) supported State-wide Emergency Repair Program (SERP) for 122 households.
- The Strong Neighborhoods Housing Fund (SNHF) also provided funding to address 26 vacant and abandoned homes to be rehabilitated or replaced with homeownership.
- DSHA administers the Low Income Tax Credit Program. The awards are based on criteria outlined in DSHA's Qualified Allocation Plan (QAP). Priority needs identified in the Needs Assessment and reflected in this Qualified Allocation Plan include:
  - i. Creation of new affordable rental housing, especially for families and especially in areas of opportunity for low-income households;
  - ii. Preservation of the State's existing affordable housing properties, especially federally subsidized properties and sites in poor physical condition; and
  - iii. Integrated, affordable units for people with disabilities and extremely low incomes, and other special populations that may need supportive services and rental assistance to live independently.

In 2022, DSHA awarded tax credits to 8 projects with 703 affordable housing units. FY2023 awards have not been made as of June 30, 2023.

## CR-55 - HOPWA 91.520(e)

### Identify the number of individuals assisted and the types of assistance provided

Table for report on the one-year goals for the number of households provided housing through the use of HOPWA activities for: short-term rent, mortgage, and utility assistance payments to prevent homelessness of the individual or family; tenant-based rental assistance; and units provided in housing facilities developed, leased, or operated with HOPWA funds.

Number of Households Served Through:	One-year Goal	Actual
Short-term rent, mortgage, and utility assistance to prevent homelessness of the individual or family	0	18
Tenant-based rental assistance	36	34
Units provided in permanent housing facilities developed, leased, or operated with HOPWA funds	0	0
Units provided in transitional short-term housing facilities developed, leased, or operated with HOPWA funds	0	0
Total	36	34

Table 14 – HOPWA Number of Households Served

### Narrative

Since 1997, DSHA has awarded Housing Opportunities for Persons with AIDS (HOPWA) funds to the Delaware HIV Consortium (The Consortium) to operate a Tenant Based Rental Assistance (TBRA) program for low-income persons living with HIV/AIDS in Kent and Sussex Counties, Delaware. COVID Funds were provided for Short Term Rental, Mortgage and Utility assistance (STRMU).

Program beneficiaries must be low-income persons living with HIV or AIDS. Total household income must fall within low-to-moderate income limits as defined by HUD. Clients must be referred to the TBRA program by HIV/AIDS case managers who ensure that their clients are receiving proper medical care and supportive services. The Consortium's housing staff screens applications and places eligible clients on the TBRA waiting list, which is updated monthly. Currently, the waiting time for rental assistance is approximately a year or less. Client eligibility determinations are reviewed on a regular basis and those who complete their waiting time and pass the eligibility screening review are interviewed by housing staff. The client is then given a 60-day timeframe to complete the process of becoming TBRA program participants. Program participants are reassessed for eligibility on an annual basis, through a recertification process involving a reassessment with a medical case manager, an annual housing inspection, and a review of client compliance with all HOPWA program requirements.

Assisted households then rent affordable units that meet HUD Housing Quality Standards (HQS) from private landlords within Kent and Sussex Counties. Affordability is determined using HUD Fair Market Rents. Rental assistance is calculated with the same HUD formula used by Public Housing Authorities

(PHAs) to determine rent subsidies. The rent subsidy is based upon household income and housing expenses, including rent and utilities, and covers the portion of housing costs in excess of 30 percent of the household's adjusted income, up to full monthly rent. Program beneficiaries must remain connected to HIV/AIDS case management services with access to appropriate health care and support services funded by the Ryan White program and other mainstream service providers.

#### Annual Performance under the Action Plan

In FY2022, HOPWA funding from the Delaware State Housing Authority provided rental assistance for 34 households, consisting of 34 persons living with HIV/AIDS and 34 other persons for a total of 68 persons assisted. This output is less than the FY2022 HOPWA contract goal of 36 households.

Housing Stability – Of the 34 TBRA households assisted in FY2022, 30 households (88%) remained in stable housing: one (1) transitioned to private housing, one (1) disconnected from care, and three (3) had a life changing event. There was a 94% housing stability outcome performance goal in this category.

Access to Care and Support – All clients are required to be enrolled in HIV/AIDS medical case management during their participation in the TBRA program, in order to be connected to medical care and supportive services consistent with their care plans. In FY2022, all households (100%) had housing plans as part of their case management service plans and all households (100%) had appropriate medical coverage and received a regular source of income. In addition, all households (100%) had contact with both their medical case managers and medical providers consistent with their service plans. These outcomes exceeded the 90% HOPWA performance goal for linkage to medical care and support services.

**CR-56 - HTF 91.520(h)**

**Describe the extent to which the grantee complied with its approved HTF allocation plan and the requirements of 24 CFR part 93.**

The State received \$2,982,433 for FY2022 and committed HTF funds totaling \$2,700,000 during FY2022. The total funds committed included funds for the acquisition and construction of Solomon’s Court I & II with 14 affordable housing units in the City of Wilmington.

One HTF funded project was completed in FY2022, and the development of Port Penn provided 10 units of permanent supportive housing in Wilmington.

Tenure Type	0 – 30% AMI	0% of 30+ to poverty line (when poverty line is higher than 30% AMI)	% of the higher of 30+ AMI or poverty line to 50% AMI	Total Occupied Units	Units Completed, Not Occupied	Total Completed Units
Rental	10	0	0	10	0	10
Homebuyer	0	0	0	0	0	0

**Table 15 - CR-56 HTF Units in HTF activities completed during the period**



### CR-58 – Section 3

Identify the number of individuals assisted and the types of assistance provided

Total Labor Hours	CDBG	HOME	ESG	HOPWA	HTF
-------------------	------	------	-----	-------	-----

Table 15 – Total Labor Hours

Qualitative Efforts - Number of Activities by Program	CDBG	HOME	ESG	HOPWA	HTF
---	------	------	-----	-------	-----

Table 16 – Qualitative Efforts - Number of Activities by Program

### Narrative

There were no Section 3 covered projects.

# CR-60 - ESG 91.520(g) (ESG Recipients only)

ESG Supplement to the CAPER in *e-snaps*

## For Paperwork Reduction Act

### 1. Recipient Information—All Recipients Complete

#### Basic Grant Information

Recipient Name	DELAWARE
Organizational DUNS Number	611186909
UEI	
EIN/TIN Number	510116653
Identify the Field Office	PHILADELPHIA
Identify CoC(s) in which the recipient or subrecipient(s) will provide ESG assistance	Delaware Statewide CoC

#### ESG Contact Name

Prefix	Ms
First Name	JANELL
Middle Name	
Last Name	STANTON
Suffix	
Title	Community Development Analyst II

#### ESG Contact Address

Street Address 1	18 The Green
Street Address 2	
City	Dover
State	DE
ZIP Code	-
Phone Number	3027394263
Extension	219
Fax Number	3027392416
Email Address	JANELL@DESTATEHOUSING.COM

#### ESG Secondary Contact

Prefix	
First Name	ALICE
Last Name	DAVIS
Suffix	
Title	HOUSING DEVELOPMENT ADMINISTRATOR
Phone Number	3027394263
Extension	268
Email Address	ALICE@DESTATEHOUSING.COM

**2. Reporting Period—All Recipients Complete**

**Program Year Start Date** 07/01/2022  
**Program Year End Date** 06/30/2023

**3a. Subrecipient Form – Complete one form for each subrecipient**

**Subrecipient or Contractor Name:** People’s Place II – Safe House –  
**City:** MILFORD  
**State:** DE  
**Zip Code:** 19963  
**DUNS Number:** 053684296  
**UEI:** JV2VTZ2DLBD4  
**Is subrecipient a victim services provider:** Y  
**Subrecipient Organization Type:** Other Non-Profit Organization  
**ESG Subgrant or Contract Award Amount:** \$16,000

**Subrecipient or Contractor Name:** WHATCOAT Social Service Agency  
**City:** DOVER  
**State:** DE  
**Zip Code:**19904  
**DUNS Number:** 053684296  
**UEI:** JV2VTZ2DLBD4  
**Is subrecipient a victim services provider:** N  
**Subrecipient Organization Type:** Other Non-Profit Organization  
**ESG Subgrant or Contract Award Amount:** \$18,000

**Subrecipient or Contractor Name:** Catholic Charities  
**City:** Wilmington  
**State:** DE  
**Zip Code:** 19805, 3309  
**DUNS Number:** 125160754  
**UEI:** LYAFSMJ18MG6  
**Is subrecipient a victim services provider:** N  
**Subrecipient Organization Type:** Other Non-Profit Organization  
**ESG Subgrant or Contract Award Amount:** \$80,247

**Subrecipient or Contractor Name:** Sussex Community Crisis Housing Services

**City:** Georgetown

**State:** DE

**Zip Code:** 19947, 1243

**DUNS Number:**

**UEI:**

**Is subrecipient a victim services provider:** N

**Subrecipient Organization Type:** Other Non-Profit Organization

**ESG Subgrant or Contract Award Amount:** \$28,000

**Subrecipient or Contractor Name:** The Shepherd Place

**City:** Dover

**State:** DE

**Zip Code:** 19904, 4804

**DUNS Number:**

**UEI:** CF14RE4FVU84

**Is subrecipient a victim services provider:** N

**Subrecipient Organization Type:** Other Non-Profit Organization

**ESG Subgrant or Contract Award Amount:** \$22,000

**Subrecipient or Contractor Name:** People's Place II Abriendo Shelter

**City:** Milford

**State:** DE

**Zip Code:** 19963, 1579

**DUNS Number:** 053684296

**UEI:** JV2VTZ2DLBD4

**Is subrecipient a victim services provider:** Y

**Subrecipient Organization Type:** Other Non-Profit Organization

**ESG Subgrant or Contract Award Amount:** \$15,000

**Subrecipient or Contractor Name:** Casa San Francisco

**City:** Milton

**State:** DE

**Zip Code:** 19968, 1601

**DUNS Number:** 125160754

**UEI:** LYAFSMJ18MG6

**Is subrecipient a victim services provider:** N

**Subrecipient Organization Type:** Other Non-Profit Organization

**ESG Subgrant or Contract Award Amount:** \$31,146

**CR-65 - Persons Assisted – SEE SAGE REPORT**

**4. Persons Served**

**4a. Complete for Homelessness Prevention Activities**

<b>Number of Persons in Households</b>	<b>Total</b>
Adults	0
Children	0
Don't Know/Refused/Other	0
Missing Information	0
<b>Total</b>	<b>0</b>

**Table 16 – Household Information for Homeless Prevention Activities**

**4b. Complete for Rapid Re-Housing Activities**

<b>Number of Persons in Households</b>	<b>Total</b>
Adults	0
Children	0
Don't Know/Refused/Other	0
Missing Information	0
<b>Total</b>	<b>0</b>

**Table 17 – Household Information for Rapid Re-Housing Activities**

**4c. Complete for Shelter**

<b>Number of Persons in Households</b>	<b>Total</b>
Adults	0
Children	0
Don't Know/Refused/Other	0
Missing Information	0
<b>Total</b>	<b>0</b>

**Table 18 – Shelter Information**

**4d. Street Outreach**

<b>Number of Persons in Households</b>	<b>Total</b>
Adults	0
Children	0
Don't Know/Refused/Other	0
Missing Information	0
<b>Total</b>	<b>0</b>

**Table 19 – Household Information for Street Outreach**

**4e. Totals for all Persons Served with ESG**

<b>Number of Persons in Households</b>	<b>Total</b>
Adults	0
Children	0
Don't Know/Refused/Other	0
Missing Information	0
<b>Total</b>	<b>0</b>

**Table 20 – Household Information for Persons Served with ESG**

**5. Gender—Complete for All Activities**

	<b>Total</b>
Male	0
Female	0
Transgender	0
Don't Know/Refused/Other	0
Missing Information	0
<b>Total</b>	<b>0</b>

**Table 21 – Gender Information**

**6. Age—Complete for All Activities**

	<b>Total</b>
Under 18	0
18-24	0
25 and over	0
Don't Know/Refused/Other	0
Missing Information	0
<b>Total</b>	<b>0</b>

**Table 22 – Age Information**

**7. Special Populations Served—Complete for All Activities**

**Number of Persons in Households**

<b>Subpopulation</b>	<b>Total</b>	<b>Total Persons Served – Prevention</b>	<b>Total Persons Served – RRH</b>	<b>Total Persons Served in Emergency Shelters</b>
Veterans	0	0	0	0
Victims of Domestic Violence	0	0	0	0
Elderly	0	0	0	0
HIV/AIDS	0	0	0	0
Chronically Homeless	0	0	0	0
<b>Persons with Disabilities:</b>				
Severely Mentally Ill	0	0	0	0
Chronic Substance Abuse	0	0	0	0
Other Disability	0	0	0	0
Total (Unduplicated if possible)	0	0	0	0

**Table 23 – Special Population Served**

## CR-70 – ESG 91.520(g) - Assistance Provided and Outcomes

### 10. Shelter Utilization

Number of New Units - Rehabbed	0
Number of New Units - Conversion	0
Total Number of bed-nights available	43,800
Total Number of bed-nights provided	22,005
Capacity Utilization	50.24%

Table 24 – Shelter Capacity

### 11. Project Outcomes Data measured under the performance standards developed in consultation with the CoC(s)

As part of the ESG Application process, applicants must describe the expected outcomes from the proposed project and if a returning applicant, prior year outcomes. Applicants must include:

- Increased accessibility to affordable housing;
- Overall reduction in the number of persons who experience homelessness;
- Reduction in the length of homelessness;
- Reduction in returns to homelessness;
- Length of time between CMIS referral and assistance.

These outcomes are in line with the CoC's performance standards.



## CR-75 – Expenditures

### 11. Expenditures

#### 11a. ESG Expenditures for Homelessness Prevention

	Dollar Amount of Expenditures in Program Year		
	2020	2021	2022
Expenditures for Rental Assistance	0	0	0
Expenditures for Housing Relocation and Stabilization Services - Financial Assistance	0	0	0
Expenditures for Housing Relocation & Stabilization Services - Services	0	0	0
Expenditures for Homeless Prevention under Emergency Shelter Grants Program	0	77,100	
<b>Subtotal Homelessness Prevention</b>	<b>0</b>	<b>0</b>	<b>0</b>

Table 25 – ESG Expenditures for Homelessness Prevention

#### 11b. ESG Expenditures for Rapid Re-Housing

	Dollar Amount of Expenditures in Program Year		
	2020	2021	2022
Expenditures for Rental Assistance	0	0	0
Expenditures for Housing Relocation and Stabilization Services - Financial Assistance	0	0	0
Expenditures for Housing Relocation & Stabilization Services - Services	0	0	0
Expenditures for Homeless Assistance under Emergency Shelter Grants Program	0	0	0
<b>Subtotal Rapid Re-Housing</b>	<b>0</b>	<b>2,555.64</b>	<b>0</b>

Table 26 – ESG Expenditures for Rapid Re-Housing

#### 11c. ESG Expenditures for Emergency Shelter

	Dollar Amount of Expenditures in Program Year		
	2020	2021	2022
Essential Services	0	0	0
Operations	0	142,337	130,146
Renovation	0	0	0
Major Rehab	0	0	0
Conversion	0	0	0
<b>Subtotal</b>	<b>0</b>	<b>25,595.05</b>	<b>130,146</b>

Table 27 – ESG Expenditures for Emergency Shelter

**11d. Other Grant Expenditures**

	<b>Dollar Amount of Expenditures in Program Year</b>		
	<b>2020</b>	<b>2021</b>	<b>2022</b>
Street Outreach	0	0	0
HMIS	0		0
Administration	0	<b>17,792</b>	0

**Table 28 - Other Grant Expenditures**

**11e. Total ESG Grant Funds**

<b>Total ESG Funds Expended</b>	<b>2020</b>	<b>2021</b>	<b>2022</b>
	0	237,229	130,146

**Table 29 - Total ESG Funds Expended**

**11f. Match Source**

	<b>2020</b>	<b>2021</b>	<b>2022</b>
Other Non-ESG HUD Funds	0	0	0
Other Federal Funds	0	0	0
State Government	0	0	
Local Government	0	0	
Private Funds	0	0	
Other	0	0	
Fees	0	0	
Program Income	0	0	
<b>Total Match Amount</b>	<b>0</b>	<b>0</b>	

**Table 30 - Other Funds Expended on Eligible ESG Activities**

**11g. Total**

<b>Total Amount of Funds Expended on ESG Activities</b>	<b>2020</b>	<b>2021</b>	<b>2022</b>
	0		

**Table 31 - Total Amount of Funds Expended on ESG Activities**

## **Appendix**

1. Affidavit of publication
2. PR26 CDBG and CDBG CV and PR03
3. HOPWA CAPER and ESG SAGE
4. Fair Housing with maps
5. Housing Recovery Program
6. Additional IDIS reports for Public Display only
  - a. PR23 CDBG
  - b. PR23 HOME



Office of Community Planning and Development  
 U.S. Department of Housing and Urban Development  
 Integrated Disbursement and Information System  
 PR26 - CDBG Financial Summary Report  
 Program Year 2022  
 DELAWARE , DE

DATE: 09-12-23  
 TIME: 16:35  
 PAGE: 1

PART I: SUMMARY OF CDBG RESOURCES

01 UNEXPENDED CDBG FUNDS AT END OF PREVIOUS PROGRAM YEAR	464,664.90
02 ENTITLEMENT GRANT	2,642,996.00
03 SURPLUS URBAN RENEWAL	0.00
04 SECTION 108 GUARANTEED LOAN FUNDS	0.00
05 CURRENT YEAR PROGRAM INCOME	76,738.10
05a CURRENT YEAR SECTION 108 PROGRAM INCOME (FOR SI TYPE)	0.00
06 FUNDS RETURNED TO THE LINE-OF-CREDIT	0.00
06a FUNDS RETURNED TO THE LOCAL CDBG ACCOUNT	0.00
07 ADJUSTMENT TO COMPUTE TOTAL AVAILABLE	2,150,991.30
08 TOTAL AVAILABLE (SUM, LINES 01-07)	5,335,390.30

PART II: SUMMARY OF CDBG EXPENDITURES

09 DISBURSEMENTS OTHER THAN SECTION 108 REPAYMENTS AND PLANNING/ADMINISTRATION	3,045,478.33
10 ADJUSTMENT TO COMPUTE TOTAL AMOUNT SUBJECT TO LOW/MOD BENEFIT	0.00
11 AMOUNT SUBJECT TO LOW/MOD BENEFIT (LINE 09 + LINE 10)	3,045,478.33
12 DISBURSED IN IDIS FOR PLANNING/ADMINISTRATION	371,223.24
13 DISBURSED IN IDIS FOR SECTION 108 REPAYMENTS	0.00
14 ADJUSTMENT TO COMPUTE TOTAL EXPENDITURES	0.00
15 TOTAL EXPENDITURES (SUM, LINES 11-14)	3,416,701.57
16 UNEXPENDED BALANCE (LINE 08 - LINE 15)	1,918,688.73

PART III: LOWMOD BENEFIT THIS REPORTING PERIOD

17 EXPENDED FOR LOW/MOD HOUSING IN SPECIAL AREAS	0.00
18 EXPENDED FOR LOW/MOD MULTI-UNIT HOUSING	0.00
19 DISBURSED FOR OTHER LOW/MOD ACTIVITIES	3,037,299.85
20 ADJUSTMENT TO COMPUTE TOTAL LOW/MOD CREDIT	0.00
21 TOTAL LOW/MOD CREDIT (SUM, LINES 17-20)	3,037,299.85
22 PERCENT LOW/MOD CREDIT (LINE 21/LINE 11)	99.73%

LOW/MOD BENEFIT FOR MULTI-YEAR CERTIFICATIONS

23 PROGRAM YEARS(PY) COVERED IN CERTIFICATION	PY: 0 PY: 0 PY: 0
24 CUMULATIVE NET EXPENDITURES SUBJECT TO LOW/MOD BENEFIT CALCULATION	0.00
25 CUMULATIVE EXPENDITURES BENEFITING LOW/MOD PERSONS	0.00
26 PERCENT BENEFIT TO LOW/MOD PERSONS (LINE 25/LINE 24)	0.00%

PART IV: PUBLIC SERVICE (PS) CAP CALCULATIONS

27 DISBURSED IN IDIS FOR PUBLIC SERVICES	0.00
28 PS UNLIQUIDATED OBLIGATIONS AT END OF CURRENT PROGRAM YEAR	0.00
29 PS UNLIQUIDATED OBLIGATIONS AT END OF PREVIOUS PROGRAM YEAR	0.00
30 ADJUSTMENT TO COMPUTE TOTAL PS OBLIGATIONS	0.00
31 TOTAL PS OBLIGATIONS (LINE 27 + LINE 28 - LINE 29 + LINE 30)	0.00
32 ENTITLEMENT GRANT	2,642,996.00
33 PRIOR YEAR PROGRAM INCOME	37,075.58
34 ADJUSTMENT TO COMPUTE TOTAL SUBJECT TO PS CAP	0.00
35 TOTAL SUBJECT TO PS CAP (SUM, LINES 32-34)	2,680,071.58
36 PERCENT FUNDS OBLIGATED FOR PS ACTIVITIES (LINE 31/LINE 35)	0.00%

PART V: PLANNING AND ADMINISTRATION (PA) CAP

37 DISBURSED IN IDIS FOR PLANNING/ADMINISTRATION	371,223.24
38 PA UNLIQUIDATED OBLIGATIONS AT END OF CURRENT PROGRAM YEAR	0.00
39 PA UNLIQUIDATED OBLIGATIONS AT END OF PREVIOUS PROGRAM YEAR	0.00
40 ADJUSTMENT TO COMPUTE TOTAL PA OBLIGATIONS	0.00
41 TOTAL PA OBLIGATIONS (LINE 37 + LINE 38 - LINE 39 +LINE 40)	371,223.24
42 ENTITLEMENT GRANT	2,642,996.00
43 CURRENT YEAR PROGRAM INCOME	76,738.10
44 ADJUSTMENT TO COMPUTE TOTAL SUBJECT TO PA CAP	0.00
45 TOTAL SUBJECT TO PA CAP (SUM, LINES 42-44)	2,719,734.10
46 PERCENT FUNDS OBLIGATED FOR PA ACTIVITIES (LINE 41/LINE 45)	13.65%



Office of Community Planning and Development  
 U.S. Department of Housing and Urban Development  
 Integrated Disbursement and Information System  
 PR26 - CDBG Financial Summary Report  
 Program Year 2022  
 DELAWARE , DE

DATE: 09-12-23  
 TIME: 16:35  
 PAGE: 2

LINE 17 DETAIL: ACTIVITIES TO CONSIDER IN DETERMINING THE AMOUNT TO ENTER ON LINE 17

No data returned for this view. This might be because the applied filter excludes all data.

LINE 18 DETAIL: ACTIVITIES TO CONSIDER IN DETERMINING THE AMOUNT TO ENTER ON LINE 18

No data returned for this view. This might be because the applied filter excludes all data.

LINE 19 DETAIL: ACTIVITIES INCLUDED IN THE COMPUTATION OF LINE 19

Plan Year	IDIS Project	IDIS Activity	Voucher Number	Activity Name	Matrix Code	National Objective	Drawn Amount
2019	3	1915	6675000	Dover Census Tract 412 Rehab	14A	LMH	\$19,997.75
2019	3	1915	6698638	Dover Census Tract 412 Rehab	14A	LMH	\$55.00
2019	3	1916	6680862	Felton Area Rehab	14A	LMH	\$9,360.00
2019	3	1916	6698638	Felton Area Rehab	14A	LMH	\$4,440.00
2019	3	1916	6709621	Felton Area Rehab	14A	LMH	\$14,167.00
2019	3	1916	6720704	Felton Area Rehab	14A	LMH	\$4,767.00
2019	3	1916	6734105	Felton Area Rehab	14A	LMH	\$1,002.00
2019	3	1917	6680862	Hartly Area Rehab	14A	LMH	\$2,800.00
2019	3	1918	6680862	High Point MHP Rehab	14A	LMH	\$12,625.00
2019	3	1918	6701775	High Point MHP Rehab	14A	LMH	\$55.00
2019	3	1920	6675000	Kentwoods MHP Rehab	14A	LMH	\$4,305.00
2019	3	1920	6680862	Kentwoods MHP Rehab	14A	LMH	\$7,014.00
2019	3	1921	6653762	Kent County FY19 Scattered Sites Rehab	14A	LMH	\$9,917.85
2019	3	1921	6675000	Kent County FY19 Scattered Sites Rehab	14A	LMH	\$12,850.00
2019	3	1921	6680862	Kent County FY19 Scattered Sites Rehab	14A	LMH	\$8,399.00
2019	3	1921	6698638	Kent County FY19 Scattered Sites Rehab	14A	LMH	\$25,348.00
2019	3	1921	6701775	Kent County FY19 Scattered Sites Rehab	14A	LMH	\$19,985.00
2019	3	1921	6709621	Kent County FY19 Scattered Sites Rehab	14A	LMH	\$5,550.00
2019	3	1921	6720704	Kent County FY19 Scattered Sites Rehab	14A	LMH	\$19,142.00
2019	3	1921	6744980	Kent County FY19 Scattered Sites Rehab	14A	LMH	\$11,099.00
2019	3	1921	6754105	Kent County FY19 Scattered Sites Rehab	14A	LMH	\$5,738.00
2019	3	1921	6771499	Kent County FY19 Scattered Sites Rehab	14A	LMH	\$54,570.00
2019	3	1923	6653762	Smyrna Rehab	14A	LMH	\$1,189.00
2019	3	1923	6680862	Smyrna Rehab	14A	LMH	\$8,545.00
2019	3	1923	6709621	Smyrna Rehab	14A	LMH	\$10,000.00
2020	7	1982	6671055	East Kent County Area Rehab	14A	LMH	\$11,375.00
2020	7	1983	6671055	East Woodside Rehab	14A	LMH	\$7,000.00
2020	7	1983	6698730	East Woodside Rehab	14A	LMH	\$11,050.00
2020	7	1983	6701724	East Woodside Rehab	14A	LMH	\$11,850.00
2020	7	1984	6734209	Farmington Area Rehab	14A	LMH	\$9,020.00
2020	7	1984	6745370	Farmington Area Rehab	14A	LMH	\$1,490.00
2020	7	1984	6754181	Farmington Area Rehab	14A	LMH	\$9,127.00
2020	7	1985	6745370	Frederica Area Rehab	14A	LMH	\$600.00
2020	7	1986	6771531	Magnolia Area Rehab	14A	LMH	\$895.00
2020	7	1989	6698730	Kent County Scattered Sites Rehab	14A	LMH	\$7,118.00
2020	7	1989	6701724	Kent County Scattered Sites Rehab	14A	LMH	\$28,845.00
2020	7	1989	6709629	Kent County Scattered Sites Rehab	14A	LMH	\$20,089.00
2020	7	1989	6720709	Kent County Scattered Sites Rehab	14A	LMH	\$17,130.00
2020	7	1989	6734209	Kent County Scattered Sites Rehab	14A	LMH	\$29,250.00
2020	7	1989	6745370	Kent County Scattered Sites Rehab	14A	LMH	\$4,375.00
2020	7	1989	6754181	Kent County Scattered Sites Rehab	14A	LMH	\$6,844.00
2020	7	1989	6771531	Kent County Scattered Sites Rehab	14A	LMH	\$10,999.00
2020	8	1964	6659052	Bridgeville Rehab	14A	LMH	\$1,300.00
2020	8	1965	6659052	Cedar Creek Rehab	14A	LMH	\$900.00
2020	8	1965	6674329	Cedar Creek Rehab	14A	LMH	\$4,618.00
2020	8	1967	6659052	Delmar Rehab	14A	LMH	\$23,500.00
2020	8	1967	6674329	Delmar Rehab	14A	LMH	\$650.00
2020	8	1970	6659052	Handicap Accessibility Home Improvements	14A	LMH	\$9,250.00
2020	8	1976	6659052	Scattered Sites Roof Rehabilitations	14A	LMH	\$7,433.00
2020	8	1979	6659052	Sussex County Scattered Sites Rehab	14A	LMH	\$20,000.00



Office of Community Planning and Development  
 U.S. Department of Housing and Urban Development  
 Integrated Disbursement and Information System

DATE: 09-12-23  
 TIME: 16:35  
 PAGE: 3

PR26 - CDBG Financial Summary Report

Program Year 2022

DELAWARE , DE

Plan Year	IDIS Project	IDIS Activity	Voucher Number	Activity Name	Matrix Code	National Objective	Drawn Amount
2020	8	1979	6674329	Sussex County Scattered Sites Rehab	14A	LMH	\$2,800.00
2020	8	1980	6659052	Seaford Rehab	14A	LMH	\$9,100.00
2021	4	2064	6659381	Blades Rehab	14A	LMH	\$56,800.00
2021	4	2064	6720311	Blades Rehab	14A	LMH	\$650.00
2021	4	2064	6755352	Blades Rehab	14A	LMH	\$21,000.00
2021	4	2065	6659381	Ellendale Rehab	14A	LMH	\$8,815.00
2021	4	2065	6692864	Ellendale Rehab	14A	LMH	\$28,200.00
2021	4	2065	6720311	Ellendale Rehab	14A	LMH	\$21,850.00
2021	4	2067	6659381	Georgetown Rehab	14A	LMH	\$34,895.00
2021	4	2067	6692864	Georgetown Rehab	14A	LMH	\$9,255.00
2021	4	2067	6720311	Georgetown Rehab	14A	LMH	\$650.00
2021	4	2068	6659381	Greentop Rehab	14A	LMH	\$37,540.00
2021	4	2068	6692864	Greentop Rehab	14A	LMH	\$19,660.00
2021	4	2069	6659381	Handicap Accessibility Home Improvements	14A	LMH	\$7,960.00
2021	4	2070	6659381	Laurel Rehab	14A	LMH	\$13,302.00
2021	4	2070	6692864	Laurel Rehab	14A	LMH	\$49,602.00
2021	4	2070	6720311	Laurel Rehab	14A	LMH	\$16,801.00
2021	4	2071	6659381	Milford Rehab	14A	LMH	\$63,940.00
2021	4	2071	6692864	Milford Rehab	14A	LMH	\$36,410.00
2021	4	2071	6755352	Milford Rehab	14A	LMH	\$1,300.00
2021	4	2072	6659381	Millsboro Rehab	14A	LMH	\$54,395.00
2021	4	2072	6720311	Millsboro Rehab	14A	LMH	\$650.00
2021	4	2073	6659381	Milton Rehab	14A	LMH	\$950.00
2021	4	2073	6692864	Milton Rehab	14A	LMH	\$900.00
2021	4	2073	6720311	Milton Rehab	14A	LMH	\$34,442.48
2021	4	2073	6755352	Milton Rehab	14A	LMH	\$25,425.00
2021	4	2074	6659381	Rural Selbyville Rehab	14A	LMH	\$8,675.00
2021	4	2076	6659381	Scattered Site Roof Rehabilitations	14A	LMH	\$91,408.00
2021	4	2076	6692864	Scattered Site Roof Rehabilitations	14A	LMH	\$4,406.00
2021	4	2077	6659381	Scattered Site Emergency Home Repairs	14A	LMH	\$55,824.00
2021	4	2077	6692864	Scattered Site Emergency Home Repairs	14A	LMH	\$7,401.00
2021	4	2078	6659381	Scattered Site Water/Sewer Hookups	14A	LMH	\$6,350.00
2021	4	2078	6692864	Scattered Site Water/Sewer Hookups	14A	LMH	\$6,500.00
2021	4	2079	6659381	Scattered Site Housing Rehabilitation	14A	LMH	\$90,759.00
2021	4	2079	6692864	Scattered Site Housing Rehabilitation	14A	LMH	\$120,766.00
2021	4	2079	6720311	Scattered Site Housing Rehabilitation	14A	LMH	\$32,579.00
2021	4	2079	6755352	Scattered Site Housing Rehabilitation	14A	LMH	\$24,827.25
2021	4	2080	6659381	Seaford Rehab	14A	LMH	\$10,170.00
2021	4	2080	6692864	Seaford Rehab	14A	LMH	\$23,770.00
2021	4	2080	6720311	Seaford Rehab	14A	LMH	\$650.00
2021	4	2081	6659381	West Rehoboth Rehab	14A	LMH	\$31,900.00
2021	4	2081	6692864	West Rehoboth Rehab	14A	LMH	\$18,815.00
2021	4	2081	6720311	West Rehoboth Rehab	14A	LMH	\$650.00
2021	5	2105	6745450	Kent County Scattered Site Rehabilitation	14A	LMH	\$11,385.00
2021	5	2105	6754200	Kent County Scattered Site Rehabilitation	14A	LMH	\$19,195.00
2021	5	2105	6771563	Kent County Scattered Site Rehabilitation	14A	LMH	\$18,850.00
2021	5	2108	6771563	Cheswold Area Rehab	14A	LMH	\$11,400.00
2021	5	2110	6720715	Holly Hills MHP Rehab	14A	LMH	\$7,716.00
2021	5	2110	6734217	Holly Hills MHP Rehab	14A	LMH	\$10,200.00
2021	5	2110	6745450	Holly Hills MHP Rehab	14A	LMH	\$21,119.75
2021	5	2110	6754200	Holly Hills MHP Rehab	14A	LMH	\$55.00
2021	5	2110	6771563	Holly Hills MHP Rehab	14A	LMH	\$6,300.00
2021	5	2112	6771563	Rodney Village Rehab	14A	LMH	\$550.00
2021	5	2114	6734217	Smyrna Rehab	14A	LMH	\$13,589.00
2021	5	2114	6754200	Smyrna Rehab	14A	LMH	\$891.00
2022	4	2136	6720583	Bethel Rehab	14A	LMH	\$44,269.00
2022	4	2137	6720583	Blades Rehab	14A	LMH	\$900.00
2022	4	2137	6755372	Blades Rehab	14A	LMH	\$19,600.00
2022	4	2138	6720583	Bridgeville Rehab	14A	LMH	\$2,700.00
2022	4	2138	6755372	Bridgeville Rehab	14A	LMH	\$37,705.00
2022	4	2139	6720583	Cool Spring Rehab	14A	LMH	\$900.00
2022	4	2139	6755372	Cool Spring Rehab	14A	LMH	\$53,250.00
2022	4	2140	6720583	Coverdale Rehab	14A	LMH	\$11,000.00
2022	4	2140	6755372	Coverdale Rehab	14A	LMH	\$35,826.00
2022	4	2141	6720583	Diamond Acres Rehab	14A	LMH	\$43,070.00
2022	4	2141	6755372	Diamond Acres Rehab	14A	LMH	\$28,435.00
2022	4	2142	6720583	Frankford Rehab	14A	LMH	\$18,320.00
2022	4	2142	6755372	Frankford Rehab	14A	LMH	\$7,525.00
2022	4	2143	6720583	Handicap Accessibility Home Improvements	14A	LMH	\$11,500.00
2022	4	2143	6755372	Handicap Accessibility Home Improvements	14A	LMH	\$35,035.00
2022	4	2144	6720583	Laurel Rehab	14A	LMH	\$43,799.00



Office of Community Planning and Development  
 U.S. Department of Housing and Urban Development  
 Integrated Disbursement and Information System  
 PR26 - CDBG Financial Summary Report  
 Program Year 2022  
 DELAWARE , DE

DATE: 09-12-23  
 TIME: 16:35  
 PAGE: 4

Plan Year	IDIS Project	IDIS Activity	Voucher Number	Activity Name	Matrix Code	National Objective	Drawn Amount
2022	4	2144	6755372	Laurel Rehab	14A	LMH	\$27,050.00
2022	4	2145	6755372	Milford Rehab	14A	LMH	\$900.00
2022	4	2147	6755372	Mount Joy Rehab	14A	LMH	\$15,480.00
2022	4	2149	6696718	Scattered Site Roof Rehabilitations	14A	LMH	\$11,050.00
2022	4	2149	6720583	Scattered Site Roof Rehabilitations	14A	LMH	\$116,697.00
2022	4	2149	6755372	Scattered Site Roof Rehabilitations	14A	LMH	\$34,253.00
2022	4	2150	6720583	Scattered Site Emergency Home Repairs	14A	LMH	\$33,750.00
2022	4	2150	6755372	Scattered Site Emergency Home Repairs	14A	LMH	\$36,750.00
2022	4	2151	6720583	Scattered Site Water/Sewer Hookups	14A	LMH	\$3,800.00
2022	4	2152	6696718	Scattered Site Housing Rehabilitation	14A	LMH	\$15,289.00
2022	4	2152	6720583	Scattered Site Housing Rehabilitation	14A	LMH	\$21,045.00
2022	4	2152	6755372	Scattered Site Housing Rehabilitation	14A	LMH	\$194,695.00
2022	4	2153	6720583	Seaford Rehab	14A	LMH	\$2,700.00
2022	4	2153	6755372	Seaford Rehab	14A	LMH	\$98,816.00
2022	4	2154	6720583	Selbyville Rehab	14A	LMH	\$31,125.00
2022	4	2154	6755372	Selbyville Rehab	14A	LMH	\$73,875.00
					14A	Matrix Code	\$2,852,731.08
2021	4	2075	6659381	Rehabilitation Program Delivery	14H	LMH	\$25,000.00
2021	5	2106	6703993	Kent County Rehabilitation Program Delivery	14H	LMH	\$17,629.38
2021	5	2106	6730096	Kent County Rehabilitation Program Delivery	14H	LMH	\$19,979.39
2022	4	2146	6696718	Milton Rehab	14H	LMH	\$26,660.00
2022	4	2146	6720583	Milton Rehab	14H	LMH	\$650.00
2022	4	2146	6755372	Milton Rehab	14H	LMH	\$900.00
2022	4	2148	6696718	Rehabilitation Program Delivery	14H	LMH	\$31,250.00
2022	4	2148	6720583	Rehabilitation Program Delivery	14H	LMH	\$31,250.00
2022	4	2148	6755372	Rehabilitation Program Delivery	14H	LMH	\$31,250.00
					14H	Matrix Code	\$184,568.77
<b>Total</b>							<b>\$3,037,299.85</b>

LINE 27 DETAIL: ACTIVITIES INCLUDED IN THE COMPUTATION OF LINE 27

No data returned for this view. This might be because the applied filter excludes all data.

LINE 37 DETAIL: ACTIVITIES INCLUDED IN THE COMPUTATION OF LINE 37

Plan Year	IDIS Project	IDIS Activity	Voucher Number	Activity Name	Matrix Code	National Objective	Drawn Amount
2021	4	2063	6659381	Sussex County FY2021 CDBG General Administration	21A		\$25,000.00
2021	5	2082	6685470	Kent County FY2021 CDBG General Administration	21A		\$31,621.98
2021	5	2082	6730096	Kent County FY2021 CDBG General Administration	21A		\$23,998.57
2022	4	2135	6696718	Sussex County FY2022 CDBG General Administration	21A		\$31,250.00
2022	4	2135	6720583	Sussex County FY2022 CDBG General Administration	21A		\$31,250.00
2022	4	2135	6755372	Sussex County FY2022 CDBG General Administration	21A		\$31,250.00
					21A	Matrix Code	\$174,370.55
2021	3	2062	6657074	2021 State of Delaware CDBG General Administration	21J		\$5,318.96
2021	3	2062	6665228	2021 State of Delaware CDBG General Administration	21J		\$53,000.00
2021	3	2062	6667449	2021 State of Delaware CDBG General Administration	21J		\$15,661.89
2021	3	2062	6673295	2021 State of Delaware CDBG General Administration	21J		\$4,233.06
2021	3	2062	6676858	2021 State of Delaware CDBG General Administration	21J		\$401.73
2021	3	2062	6680569	2021 State of Delaware CDBG General Administration	21J		\$2,364.66
2021	3	2062	6685517	2021 State of Delaware CDBG General Administration	21J		\$2,364.68
2021	3	2062	6685938	2021 State of Delaware CDBG General Administration	21J		\$1,171.45
2021	3	2062	6688825	2021 State of Delaware CDBG General Administration	21J		\$2,364.68
2021	3	2062	6694188	2021 State of Delaware CDBG General Administration	21J		\$2,364.69
2021	3	2062	6694436	2021 State of Delaware CDBG General Administration	21J		\$1,564.90
2021	3	2062	6703435	2021 State of Delaware CDBG General Administration	21J		\$2,301.76
2022	3	2134	6701610	2022 State of Delaware CDBG General Administration	21J		\$1,863.02
2022	3	2134	6704174	2022 State of Delaware CDBG General Administration	21J		\$2,239.79
2022	3	2134	6707952	2022 State of Delaware CDBG General Administration	21J		\$2,032.70
2022	3	2134	6708070	2022 State of Delaware CDBG General Administration	21J		\$1,863.00
2022	3	2134	6714042	2022 State of Delaware CDBG General Administration	21J		\$822.60
2022	3	2134	6716359	2022 State of Delaware CDBG General Administration	21J		\$2,536.79
2022	3	2134	6718884	2022 State of Delaware CDBG General Administration	21J		\$2,780.94
2022	3	2134	6722929	2022 State of Delaware CDBG General Administration	21J		\$25,000.00
2022	3	2134	6725910	2022 State of Delaware CDBG General Administration	21J		\$1,862.99





Office of Community Planning and Development  
 U.S. Department of Housing and Urban Development  
 Integrated Disbursement and Information System

DATE: 09-12-23  
 TIME: 16:35  
 PAGE: 5

PR26 - CDBG Financial Summary Report

Program Year 2022

DELAWARE , DE

Plan Year	IDIS Project	IDIS Activity	Voucher Number	Activity Name	Matrix Code	National Objective	Drawn Amount
2022	3	2134	6728827	2022 State of Delaware CDBG General Administration	21J		\$1,658.22
2022	3	2134	6733413	2022 State of Delaware CDBG General Administration	21J		\$1,248.22
2022	3	2134	6739303	2022 State of Delaware CDBG General Administration	21J		\$1,248.20
2022	3	2134	6741232	2022 State of Delaware CDBG General Administration	21J		\$410.01
2022	3	2134	6746985	2022 State of Delaware CDBG General Administration	21J		\$1,248.22
2022	3	2134	6748667	2022 State of Delaware CDBG General Administration	21J		\$1,248.22
2022	3	2134	6753075	2022 State of Delaware CDBG General Administration	21J		\$524.50
2022	3	2134	6753081	2022 State of Delaware CDBG General Administration	21J		\$609.09
2022	3	2134	6764656	2022 State of Delaware CDBG General Administration	21J		\$3,158.88
2022	3	2134	6766337	2022 State of Delaware CDBG General Administration	21J		\$45,000.00
2022	3	2134	6771324	2022 State of Delaware CDBG General Administration	21J		\$2,947.91
2022	3	2134	6780600	2022 State of Delaware CDBG General Administration	21J		\$2,435.66
2022	3	2134	6785951	2022 State of Delaware CDBG General Administration	21J		\$1,001.27
					21J	Matrix Code	\$196,852.69
<b>Total</b>							<b>\$371,223.24</b>



**PART I: SUMMARY OF CDBG-CV RESOURCES**

01 CDBG-CV GRANT	6,588,288.00
02 FUNDS RETURNED TO THE LINE-OF-CREDIT	0.00
03 FUNDS RETURNED TO THE LOCAL CDBG ACCOUNT	0.00
04 TOTAL CDBG-CV FUNDS AWARDED	6,588,288.00

**PART II: SUMMARY OF CDBG-CV EXPENDITURES**

05 DISBURSEMENTS OTHER THAN SECTION 108 REPAYMENTS AND PLANNING/ADMINISTRATION	5,621,570.06
06 DISBURSED IN IDIS FOR PLANNING/ADMINISTRATION	345,509.22
07 DISBURSED IN IDIS FOR SECTION 108 REPAYMENTS	0.00
08 TOTAL EXPENDITURES (SUM, LINES 05 - 07)	5,967,079.28
09 UNEXPENDED BALANCE (LINE 04 - LINE8 )	621,208.72

**PART III: LOWMOD BENEFIT FOR THE CDBG-CV GRANT**

10 EXPENDED FOR LOW/MOD HOUSING IN SPECIAL AREAS	0.00
11 EXPENDED FOR LOW/MOD MULTI-UNIT HOUSING	0.00
12 DISBURSED FOR OTHER LOW/MOD ACTIVITIES	5,571,570.06
13 TOTAL LOW/MOD CREDIT (SUM, LINES 10 - 12)	5,571,570.06
14 AMOUNT SUBJECT TO LOW/MOD BENEFIT (LINE 05)	5,621,570.06
15 PERCENT LOW/MOD CREDIT (LINE 13/LINE 14)	99.11%

**PART IV: PUBLIC SERVICE (PS) CALCULATIONS**

16 DISBURSED IN IDIS FOR PUBLIC SERVICES	5,621,570.06
17 CDBG-CV GRANT	6,588,288.00
18 PERCENT OF FUNDS DISBURSED FOR PS ACTIVITIES (LINE 16/LINE 17)	85.33%

**PART V: PLANNING AND ADMINISTRATION (PA) CAP**

19 DISBURSED IN IDIS FOR PLANNING/ADMINISTRATION	345,509.22
20 CDBG-CV GRANT	6,588,288.00
21 PERCENT OF FUNDS DISBURSED FOR PA ACTIVITIES (LINE 19/LINE 20)	5.24%



LINE 10 DETAIL: ACTIVITIES TO CONSIDER IN DETERMINING THE AMOUNT TO ENTER ON LINE 10

No data returned for this view. This might be because the applied filter excludes all data.

LINE 11 DETAIL: ACTIVITIES TO CONSIDER IN DETERMINING THE AMOUNT TO ENTER ON LINE 11

No data returned for this view. This might be because the applied filter excludes all data.

LINE 12 DETAIL: ACTIVITIES INCLUDED IN THE COMPUTATION OF LINE 12

Plan Year	IDIS Project	IDIS Activity	Voucher Number	Activity Name	Matrix Code	National Objective	Drawn Amount	
2020	17	2028	6506684	DSSC (KC) CV-1 Hotel/Motel Vouchers	05Z	LMC	\$50,743.61	
			6510656	DSSC (KC) CV-1 Hotel/Motel Vouchers	05Z	LMC	\$365,379.39	
		2029	6504496	DSSC (SC) CDBG CV1 Hotel/Motel Vouchers	05Z	LMC	\$627,767.00	
			2030	6518688	DSSC CDBG-CV2/3 Statewide Hotel/Motel Vouchers	05Z	LMC	\$654,425.03
		6523945		DSSC CDBG-CV2/3 Statewide Hotel/Motel Vouchers	05Z	LMC	\$584,240.02	
		6537528		DSSC CDBG-CV2/3 Statewide Hotel/Motel Vouchers	05Z	LMC	\$432,829.86	
		6539255		DSSC CDBG-CV2/3 Statewide Hotel/Motel Vouchers	05Z	LMC	\$172,647.05	
		6547410		DSSC CDBG-CV2/3 Statewide Hotel/Motel Vouchers	05Z	LMC	\$132,681.97	
		6548779		DSSC CDBG-CV2/3 Statewide Hotel/Motel Vouchers	05Z	LMC	\$200,179.83	
		6555593		DSSC CDBG-CV2/3 Statewide Hotel/Motel Vouchers	05Z	LMC	\$220,470.44	
		6555675		DSSC CDBG-CV2/3 Statewide Hotel/Motel Vouchers	05Z	LMC	\$202,525.80	
		2044		6543720	Lighthouse for Broken Wings Hotel/Motel Vouchers	05Z	LMC	\$96,000.00
		2045		6628553	Love Inc Hotel/Motel Vouchers	05Z	LMC	\$4,703.05
				6631943	Love Inc Hotel/Motel Vouchers	05Z	LMC	\$6,081.03
				6631947	Love Inc Hotel/Motel Vouchers	05Z	LMC	\$12,080.31
				6638115	Love Inc Hotel/Motel Vouchers	05Z	LMC	\$3,032.83
				6640049	Love Inc Hotel/Motel Vouchers	05Z	LMC	\$3,667.66
				6647176	Love Inc Hotel/Motel Vouchers	05Z	LMC	\$7,859.95
				6647187	Love Inc Hotel/Motel Vouchers	05Z	LMC	\$5,426.78
				6667042	Love Inc Hotel/Motel Vouchers	05Z	LMC	\$8,672.09
				6672320	Love Inc Hotel/Motel Vouchers	05Z	LMC	\$21,561.95
			6681435	Love Inc Hotel/Motel Vouchers	05Z	LMC	\$4,568.05	
			6682686	Love Inc Hotel/Motel Vouchers	05Z	LMC	\$9,760.59	
			6692342	Love Inc Hotel/Motel Vouchers	05Z	LMC	\$8,665.93	
			6707687	Love Inc Hotel/Motel Vouchers	05Z	LMC	\$23,991.17	
			6713318	Love Inc Hotel/Motel Vouchers	05Z	LMC	\$12,182.59	
			6753143	Love Inc Hotel/Motel Vouchers	05Z	LMC	\$30,069.30	
			6761918	Love Inc Hotel/Motel Vouchers	05Z	LMC	\$20,012.47	
			6768468	Love Inc Hotel/Motel Vouchers	05Z	LMC	\$8,664.92	
			6783128	Love Inc Hotel/Motel Vouchers	05Z	LMC	\$12,862.58	
		6795296	Love Inc Hotel/Motel Vouchers	05Z	LMC	\$13,277.22		
		2046	6804671	Love Inc Hotel/Motel Vouchers	05Z	LMC	\$9,932.98	
			6492342	Code Purple Kent County Delaware Hotel/Motel Vouchers	05Z	LMC	\$9,411.92	
			6504276	Code Purple Kent County Delaware Hotel/Motel Vouchers	05Z	LMC	\$25,087.36	
			6523902	Code Purple Kent County Delaware Hotel/Motel Vouchers	05Z	LMC	\$4,448.32	
			6582354	Code Purple Kent County Delaware Hotel/Motel Vouchers	05Z	LMC	\$17,649.98	
			6601138	Code Purple Kent County Delaware Hotel/Motel Vouchers	05Z	LMC	\$4,174.45	



Office of Community Planning and Development  
 U.S. Department of Housing and Urban Development  
 Integrated Disbursement and Information System  
 PR26 - CDBG-CV Financial Summary Report  
 DELAWARE , DE

DATE: 09-12-23  
 TIME: 16:35  
 PAGE: 3

Plan Year	IDIS Project	IDIS Activity	Voucher Number	Activity Name	Matrix Code	National Objective	Drawn Amount	
2020	17	2046	6718682	Code Purple Kent County Delaware Hotel/Motel Vouchers	05Z	LMC	\$43,227.97	
		2047	6490623	Community Resource Center Hotel/Motel Vouchers	05Z	LMC	\$4,513.44	
			6500996	Community Resource Center Hotel/Motel Vouchers	05Z	LMC	\$2,976.44	
			6501002	Community Resource Center Hotel/Motel Vouchers	05Z	LMC	\$7,749.87	
			6506984	Community Resource Center Hotel/Motel Vouchers	05Z	LMC	\$6,956.94	
			6527963	Community Resource Center Hotel/Motel Vouchers	05Z	LMC	\$4,546.39	
			6542576	Community Resource Center Hotel/Motel Vouchers	05Z	LMC	\$16,141.59	
			6553557	Community Resource Center Hotel/Motel Vouchers	05Z	LMC	\$3,789.47	
			6563969	Community Resource Center Hotel/Motel Vouchers	05Z	LMC	\$15,543.69	
			6572952	Community Resource Center Hotel/Motel Vouchers	05Z	LMC	\$4,586.85	
			6587288	Community Resource Center Hotel/Motel Vouchers	05Z	LMC	\$9,653.55	
			6592933	Community Resource Center Hotel/Motel Vouchers	05Z	LMC	\$9,719.52	
			6608680	Community Resource Center Hotel/Motel Vouchers	05Z	LMC	\$3,921.76	
			6616309	Community Resource Center Hotel/Motel Vouchers	05Z	LMC	\$8,118.62	
			6628964	Community Resource Center Hotel/Motel Vouchers	05Z	LMC	\$1,781.87	
		2190	6744200	Lighthouse for Broken Wings Hotel/Motel Vouchers	05Z	LMC	\$61,183.46	
	6753087		Lighthouse for Broken Wings Hotel/Motel Vouchers	05Z	LMC	\$60,708.36		
	6796888		Lighthouse for Broken Wings Hotel/Motel Vouchers	05Z	LMC	\$66,146.37		
		2191	6788671	DSSC CDBG-CV2/3 Statewide Hotel/Motel Vouchers	05Z	LMC	\$5,700.00	
		19	2041	6603716	Catholic Charities CDBG CV2-3 Subsistence Payments	05Q	LMC	\$27,149.48
				6616121	Catholic Charities CDBG CV2-3 Subsistence Payments	05Q	LMC	\$21,537.19
				6628556	Catholic Charities CDBG CV2-3 Subsistence Payments	05Q	LMC	\$11,217.60
				6638910	Catholic Charities CDBG CV2-3 Subsistence Payments	05Q	LMC	\$12,878.33
				6650353	Catholic Charities CDBG CV2-3 Subsistence Payments	05Q	LMC	\$28,817.95
				6663267	Catholic Charities CDBG CV2-3 Subsistence Payments	05Q	LMC	\$35,167.33
				6675596	Catholic Charities CDBG CV2-3 Subsistence Payments	05Q	LMC	\$18,254.12
				6692487	Catholic Charities CDBG CV2-3 Subsistence Payments	05Q	LMC	\$9,876.12
				6713315	Catholic Charities CDBG CV2-3 Subsistence Payments	05Q	LMC	\$35,101.88
			2042	6553810	Family Promise of Northern New Castle County CDBG CV2-3 Subsistence Payments	05Q	LMC	\$2,558.82
				6593383	Family Promise of Northern New Castle County CDBG CV2-3 Subsistence Payments	05Q	LMC	\$127,398.41
				6608338	Family Promise of Northern New Castle County CDBG CV2-3 Subsistence Payments	05Q	LMC	\$18,058.82
				6616870	Family Promise of Northern New Castle County CDBG CV2-3 Subsistence Payments	05Q	LMC	\$1,983.95
			2043	6486630	Lutheran Community Services CDBG CV2-3 Subsistence Payments	05Q	LMC	\$81,773.32
				6504149	Lutheran Community Services CDBG CV2-3 Subsistence Payments	05Q	LMC	\$44,364.81
		6531628		Lutheran Community Services CDBG CV2-3 Subsistence Payments	05Q	LMC	\$18,868.81	
		6575789		Lutheran Community Services CDBG CV2-3 Subsistence Payments	05Q	LMC	\$4,993.06	
		2049	6750113	Sussex County CV1 Subsistence Payments	05Q	LMC	\$50,000.00	
			6754831	Sussex County CV1 Subsistence Payments	05Q	LMC	\$24,810.13	
		20	2038	6647683	Community Legal Aid Society CV2-3 Legal Services	05C	LMC	\$2,031.98
				6702437	Community Legal Aid Society CV2-3 Legal Services	05C	LMC	\$45,455.29
				6720471	Community Legal Aid Society CV2-3 Legal Services	05C	LMC	\$117,464.06
				6769266	Community Legal Aid Society CV2-3 Legal Services	05C	LMC	\$161,624.15
				6773173	Community Legal Aid Society CV2-3 Legal Services	05C	LMC	\$124,309.94
				6805965	Community Legal Aid Society CV2-3 Legal Services	05C	LMC	\$75,489.27
				6795187	Sussex County CV1 Legal Services	05C	LMC	\$5,109.91
	21	2037	6542572	Boys and Girls Club of Delaware CV2-3 Food and Food Delivery	05E	LMC	\$8,407.73	
			6548336	Boys and Girls Club of Delaware CV2-3 Food and Food Delivery	05E	LMC	\$8,908.49	
			6555596	Boys and Girls Club of Delaware CV2-3 Food and Food Delivery	05E	LMC	\$9,337.61	
			6570813	Boys and Girls Club of Delaware CV2-3 Food and Food Delivery	05E	LMC	\$7,400.45	
			6610241	Boys and Girls Club of Delaware CV2-3 Food and Food Delivery	05E	LMC	\$24,500.50	
			6616280	Boys and Girls Club of Delaware CV2-3 Food and Food Delivery	05E	LMC	\$8,318.91	
			2051	6776212	Sussex County CV1 Food and Food Delivery	05E	LMC	\$25,000.00
	6799236	Sussex County CV1 Food and Food Delivery		05E	LMC	\$8,700.00		
<b>Total</b>							<b>\$5,571,570.06</b>	

LINE 16 DETAIL: ACTIVITIES INCLUDED IN THE COMPUTATION OF LINE 16



Office of Community Planning and Development  
 U.S. Department of Housing and Urban Development  
 Integrated Disbursement and Information System  
 PR26 - CDBG-CV Financial Summary Report  
 DELAWARE , DE

DATE: 09-12-23  
 TIME: 16:35  
 PAGE: 4

Plan Year	IDIS Project	IDIS Activity	Voucher Number	Activity Name	Matrix Code	National Objective	Drawn Amount	
2020	17	2028	6506684	DSSC (KC) CV-1 Hotel/Motel Vouchers	05Z	LMC	\$50,743.61	
			6510656	DSSC (KC) CV-1 Hotel/Motel Vouchers	05Z	LMC	\$365,379.39	
		2029	6504496	DSSC (SC) CDBG CV1 Hotel/Motel Vouchers	05Z	LMC	\$627,767.00	
			2030	6518688	DSSC CDBG-CV2/3 Statewide Hotel/Motel Vouchers	05Z	LMC	\$654,425.03
		6523945		DSSC CDBG-CV2/3 Statewide Hotel/Motel Vouchers	05Z	LMC	\$584,240.02	
		6537528		DSSC CDBG-CV2/3 Statewide Hotel/Motel Vouchers	05Z	LMC	\$432,829.86	
		6539255		DSSC CDBG-CV2/3 Statewide Hotel/Motel Vouchers	05Z	LMC	\$172,647.05	
		6547410		DSSC CDBG-CV2/3 Statewide Hotel/Motel Vouchers	05Z	LMC	\$132,681.97	
		6548779		DSSC CDBG-CV2/3 Statewide Hotel/Motel Vouchers	05Z	LMC	\$200,179.83	
		6555593		DSSC CDBG-CV2/3 Statewide Hotel/Motel Vouchers	05Z	LMC	\$220,470.44	
		6555675		DSSC CDBG-CV2/3 Statewide Hotel/Motel Vouchers	05Z	LMC	\$202,525.80	
		2044		6543720	Lighthouse for Broken Wings Hotel/Motel Vouchers	05Z	LMC	\$96,000.00
		2045		6628553	Love Inc Hotel/Motel Vouchers	05Z	LMC	\$4,703.05
				6631943	Love Inc Hotel/Motel Vouchers	05Z	LMC	\$6,081.03
				6631947	Love Inc Hotel/Motel Vouchers	05Z	LMC	\$12,080.31
				6638115	Love Inc Hotel/Motel Vouchers	05Z	LMC	\$3,032.83
				6640049	Love Inc Hotel/Motel Vouchers	05Z	LMC	\$3,667.66
				6647176	Love Inc Hotel/Motel Vouchers	05Z	LMC	\$7,859.95
				6647187	Love Inc Hotel/Motel Vouchers	05Z	LMC	\$5,426.78
				6667042	Love Inc Hotel/Motel Vouchers	05Z	LMC	\$8,672.09
			6672320	Love Inc Hotel/Motel Vouchers	05Z	LMC	\$21,561.95	
			6681435	Love Inc Hotel/Motel Vouchers	05Z	LMC	\$4,568.05	
			6682686	Love Inc Hotel/Motel Vouchers	05Z	LMC	\$9,760.59	
			6692342	Love Inc Hotel/Motel Vouchers	05Z	LMC	\$8,665.93	
			6707687	Love Inc Hotel/Motel Vouchers	05Z	LMC	\$23,991.17	
			6713318	Love Inc Hotel/Motel Vouchers	05Z	LMC	\$12,182.59	
			6753143	Love Inc Hotel/Motel Vouchers	05Z	LMC	\$30,069.30	
			6761918	Love Inc Hotel/Motel Vouchers	05Z	LMC	\$20,012.47	
			6768468	Love Inc Hotel/Motel Vouchers	05Z	LMC	\$8,664.92	
		6783128	Love Inc Hotel/Motel Vouchers	05Z	LMC	\$12,862.58		
		6795296	Love Inc Hotel/Motel Vouchers	05Z	LMC	\$13,277.22		
		6804671	Love Inc Hotel/Motel Vouchers	05Z	LMC	\$9,932.98		
		2046	6492342	Code Purple Kent County Delaware Hotel/Motel Vouchers	05Z	LMC	\$9,411.92	
			6504276	Code Purple Kent County Delaware Hotel/Motel Vouchers	05Z	LMC	\$25,087.36	
			6523902	Code Purple Kent County Delaware Hotel/Motel Vouchers	05Z	LMC	\$4,448.32	
			6582354	Code Purple Kent County Delaware Hotel/Motel Vouchers	05Z	LMC	\$17,649.98	
			6601138	Code Purple Kent County Delaware Hotel/Motel Vouchers	05Z	LMC	\$4,174.45	
		2047	6718682	Code Purple Kent County Delaware Hotel/Motel Vouchers	05Z	LMC	\$43,227.97	
			6490623	Community Resource Center Hotel/Motel Vouchers	05Z	LMC	\$4,513.44	
			6500996	Community Resource Center Hotel/Motel Vouchers	05Z	LMC	\$2,976.44	
			6501002	Community Resource Center Hotel/Motel Vouchers	05Z	LMC	\$7,749.87	
			6506984	Community Resource Center Hotel/Motel Vouchers	05Z	LMC	\$6,956.94	
			6527963	Community Resource Center Hotel/Motel Vouchers	05Z	LMC	\$4,546.39	
			6542576	Community Resource Center Hotel/Motel Vouchers	05Z	LMC	\$16,141.59	
			6553557	Community Resource Center Hotel/Motel Vouchers	05Z	LMC	\$3,789.47	
			6563969	Community Resource Center Hotel/Motel Vouchers	05Z	LMC	\$15,543.69	
			6572952	Community Resource Center Hotel/Motel Vouchers	05Z	LMC	\$4,586.85	
			6587288	Community Resource Center Hotel/Motel Vouchers	05Z	LMC	\$9,653.55	
			6592933	Community Resource Center Hotel/Motel Vouchers	05Z	LMC	\$9,719.52	
		2190	6608680	Community Resource Center Hotel/Motel Vouchers	05Z	LMC	\$3,921.76	
			6616309	Community Resource Center Hotel/Motel Vouchers	05Z	LMC	\$8,118.62	
			6628964	Community Resource Center Hotel/Motel Vouchers	05Z	LMC	\$1,781.87	
			6744200	Lighthouse for Broken Wings Hotel/Motel Vouchers	05Z	LMC	\$61,183.46	
			6753087	Lighthouse for Broken Wings Hotel/Motel Vouchers	05Z	LMC	\$60,708.36	
			6796888	Lighthouse for Broken Wings Hotel/Motel Vouchers	05Z	LMC	\$66,146.37	
			6788671	DSSC CDBG-CV2/3 Statewide Hotel/Motel Vouchers	05Z	LMC	\$5,700.00	
		2041	6603716	Catholic Charities CDBG CV2-3 Subsistence Payments	05Q	LMC	\$27,149.48	
6616121	Catholic Charities CDBG CV2-3 Subsistence Payments		05Q	LMC	\$21,537.19			
6628556	Catholic Charities CDBG CV2-3 Subsistence Payments		05Q	LMC	\$11,217.60			
6638910	Catholic Charities CDBG CV2-3 Subsistence Payments		05Q	LMC	\$12,878.33			
6650353	Catholic Charities CDBG CV2-3 Subsistence Payments		05Q	LMC	\$28,817.95			



Office of Community Planning and Development  
 U.S. Department of Housing and Urban Development  
 Integrated Disbursement and Information System  
 PR26 - CDBG-CV Financial Summary Report  
 DELAWARE , DE

DATE: 09-12-23  
 TIME: 16:35  
 PAGE: 5

Plan Year	IDIS Project	IDIS Activity	Voucher Number	Activity Name	Matrix Code	National Objective	Drawn Amount	
2020	19	2041	6663267	Catholic Charities CDBG CV2-3 Subsistence Payments	05Q	LMC	\$35,167.33	
			6675596	Catholic Charities CDBG CV2-3 Subsistence Payments	05Q	LMC	\$18,254.12	
			6692487	Catholic Charities CDBG CV2-3 Subsistence Payments	05Q	LMC	\$9,876.12	
		2042	6713315	Catholic Charities CDBG CV2-3 Subsistence Payments	05Q	LMC	\$35,101.88	
			6553810	Family Promise of Northern New Castle County CDBG CV2-3 Subsistence Payments	05Q	LMC	\$2,558.82	
			6593383	Family Promise of Northern New Castle County CDBG CV2-3 Subsistence Payments	05Q	LMC	\$127,398.41	
		2043	6608338	Family Promise of Northern New Castle County CDBG CV2-3 Subsistence Payments	05Q	LMC	\$18,058.82	
			6616870	Family Promise of Northern New Castle County CDBG CV2-3 Subsistence Payments	05Q	LMC	\$1,983.95	
			6486630	Lutheran Community Services CDBG CV2-3 Subsistence Payments	05Q	LMC	\$81,773.32	
		2049	6504149	Lutheran Community Services CDBG CV2-3 Subsistence Payments	05Q	LMC	\$44,364.81	
			6531628	Lutheran Community Services CDBG CV2-3 Subsistence Payments	05Q	LMC	\$18,868.81	
			6575789	Lutheran Community Services CDBG CV2-3 Subsistence Payments	05Q	LMC	\$4,993.06	
		20	2038	6750113	Sussex County CV1 Subsistence Payments	05Q	LMC	\$50,000.00
				6754831	Sussex County CV1 Subsistence Payments	05Q	LMC	\$24,810.13
				6647683	Community Legal Aid Society CV2-3 Legal Services	05C	LMC	\$2,031.98
	6702437			Community Legal Aid Society CV2-3 Legal Services	05C	LMC	\$45,455.29	
	6720471			Community Legal Aid Society CV2-3 Legal Services	05C	LMC	\$117,464.06	
	6769266			Community Legal Aid Society CV2-3 Legal Services	05C	LMC	\$161,624.15	
	2050		6773173	Community Legal Aid Society CV2-3 Legal Services	05C	LMC	\$124,309.94	
			6805965	Community Legal Aid Society CV2-3 Legal Services	05C	LMC	\$75,489.27	
			6795187	Sussex County CV1 Legal Services	05C	LMC	\$5,109.91	
			2037	6542572	Boys and Girls Club of Delaware CV2-3 Food and Food Delivery	05E	LMC	\$8,407.73
				6548336	Boys and Girls Club of Delaware CV2-3 Food and Food Delivery	05E	LMC	\$8,908.49
				6555596	Boys and Girls Club of Delaware CV2-3 Food and Food Delivery	05E	LMC	\$9,337.61
	2051	6570813	Boys and Girls Club of Delaware CV2-3 Food and Food Delivery	05E	LMC	\$7,400.45		
		6610241	Boys and Girls Club of Delaware CV2-3 Food and Food Delivery	05E	LMC	\$24,500.50		
		6616280	Boys and Girls Club of Delaware CV2-3 Food and Food Delivery	05E	LMC	\$8,318.91		
	22	2104	6776212	Sussex County CV1 Food and Food Delivery	05E	LMC	\$25,000.00	
			6799236	Sussex County CV1 Food and Food Delivery	05E	LMC	\$8,700.00	
			6594871	Sussex County CV1 Health Supportive Services	05M	URG	\$50,000.00	
	<b>Total</b>							<b>\$5,621,570.06</b>

LINE 19 DETAIL: ACTIVITIES INCLUDED IN THE COMPUTATION OF LINE 19

Plan Year	IDIS Project	IDIS Activity	Voucher Number	Activity Name	Matrix Code	National Objective	Drawn Amount
2020	9	2003	6421537	2020 State CDBG-CV1 Administration	21J		\$1,106.23
			6424043	2020 State CDBG-CV1 Administration	21J		\$1,106.23
			6428328	2020 State CDBG-CV1 Administration	21J		\$1,106.23
			6428785	2020 State CDBG-CV1 Administration	21J		\$1,202.11
			6432910	2020 State CDBG-CV1 Administration	21J		\$1,106.21
			6437357	2020 State CDBG-CV1 Administration	21J		\$1,106.21
			6441861	2020 State CDBG-CV1 Administration	21J		\$1,106.69
			6445813	2020 State CDBG-CV1 Administration	21J		\$1,087.84
			6456009	2020 State CDBG-CV1 Administration	21J		\$2,192.86
			6460309	2020 State CDBG-CV1 Administration	21J		\$1,105.86
			6460795	2020 State CDBG-CV1 Administration	21J		\$7.91
			6465225	2020 State CDBG-CV1 Administration	21J		\$673.52
			6465836	2020 State CDBG-CV1 Administration	21J		\$938.15
			6467476	2020 State CDBG-CV1 Administration	21J		\$196.94
			6470222	2020 State CDBG-CV1 Administration	21J		\$953.70
			6475669	2020 State CDBG-CV1 Administration	21J		\$941.48
			6481101	2020 State CDBG-CV1 Administration	21J		\$1,276.22
			6484953	2020 State CDBG-CV1 Administration	21J		\$280.68
			6486864	2020 State CDBG-CV1 Administration	21J		\$503.08
			6486867	2020 State CDBG-CV1 Administration	21J		\$1,412.57
			6492362	2020 State CDBG-CV1 Administration	21J		\$1,276.20



Office of Community Planning and Development  
 U.S. Department of Housing and Urban Development  
 Integrated Disbursement and Information System  
 PR26 - CDBG-CV Financial Summary Report  
 DELAWARE , DE

DATE: 09-12-23  
 TIME: 16:35  
 PAGE: 6

Plan Year	IDIS Project	IDIS Activity	Voucher Number	Activity Name	Matrix Code	National Objective	Drawn Amount
2020	9	2003	6497702	2020 State CDBG-CV1 Administration	21J		\$1,105.85
			6502916	2020 State CDBG-CV1 Administration	21J		\$1,108.51
			6507613	2020 State CDBG-CV1 Administration	21J		\$938.16
			6509312	2020 State CDBG-CV1 Administration	21J		\$335.37
			6512711	2020 State CDBG-CV1 Administration	21J		\$140.34
			6517989	2020 State CDBG-CV1 Administration	21J		\$938.16
			6519663	2020 State CDBG-CV1 Administration	21J		\$337.30
			6524259	2020 State CDBG-CV1 Administration	21J		\$2,050.91
			6532055	2020 State CDBG-CV1 Administration	21J		\$1,268.32
			6534182	2020 State CDBG-CV1 Administration	21J		\$631.57
			6535485	2020 State CDBG-CV1 Administration	21J		\$1,115.39
			6540936	2020 State CDBG-CV1 Administration	21J		\$1,115.37
			6546749	2020 State CDBG-CV1 Administration	21J		\$479.41
			6548180	2020 State CDBG-CV1 Administration	21J		\$1,115.38
			6552640	2020 State CDBG-CV1 Administration	21J		\$1,115.36
			6559023	2020 State CDBG-CV1 Administration	21J		\$1,115.36
			6559278	2020 State CDBG-CV1 Administration	21J		\$479.41
			6562369	2020 State CDBG-CV1 Administration	21J		\$1,115.35
			6567553	2020 State CDBG-CV1 Administration	21J		\$1,558.68
			6574160	2020 State CDBG-CV1 Administration	21J		\$810.77
			6574784	2020 State CDBG-CV1 Administration	21J		\$1,020.71
			6578664	2020 State CDBG-CV1 Administration	21J		\$810.78
			6592015	2020 State CDBG-CV1 Administration	21J		\$7,575.09
			6594598	2020 State CDBG-CV1 Administration	21J		\$313.36
			6596382	2020 State CDBG-CV1 Administration	21J		\$770.64
			6600075	2020 State CDBG-CV1 Administration	21J		\$1,055.32
			6603705	2020 State CDBG-CV1 Administration	21J		\$810.68
			6607423	2020 State CDBG-CV1 Administration	21J		\$1,118.68
			6615487	2020 State CDBG-CV1 Administration	21J		\$1,182.72
			6618388	2020 State CDBG-CV1 Administration	21J		\$1,236.12
			6624674	2020 State CDBG-CV1 Administration	21J		\$1,169.37
			6633238	2020 State CDBG-CV1 Administration	21J		\$1,171.30
			6639834	2020 State CDBG-CV1 Administration	21J		\$1,406.04
			6646384	2020 State CDBG-CV1 Administration	21J		\$1,284.65
			6652240	2020 State CDBG-CV1 Administration	21J		\$2,059.36
			6657074	2020 State CDBG-CV1 Administration	21J		\$1,630.40
			6667449	2020 State CDBG-CV1 Administration	21J		\$1,118.71
			6673295	2020 State CDBG-CV1 Administration	21J		\$1,408.08
			6676858	2020 State CDBG-CV1 Administration	21J		\$943.71
			6680569	2020 State CDBG-CV1 Administration	21J		\$842.14
			6685517	2020 State CDBG-CV1 Administration	21J		\$842.14
			6685938	2020 State CDBG-CV1 Administration	21J		\$565.94
			6688825	2020 State CDBG-CV1 Administration	21J		\$842.14
			6694188	2020 State CDBG-CV1 Administration	21J		\$842.13
			6701610	2020 State CDBG-CV1 Administration	21J		\$1,116.24
			6703435	2020 State CDBG-CV1 Administration	21J		\$844.18
			6704174	2020 State CDBG-CV1 Administration	21J		\$1,369.24
			6707952	2020 State CDBG-CV1 Administration	21J		\$1,109.73
			6708070	2020 State CDBG-CV1 Administration	21J		\$1,116.26
			6716359	2020 State CDBG-CV1 Administration	21J		\$2,306.60
			6718884	2020 State CDBG-CV1 Administration	21J		\$2,480.19
			6725910	2020 State CDBG-CV1 Administration	21J		\$1,116.29
			6728827	2020 State CDBG-CV1 Administration	21J		\$2,253.04
			6733413	2020 State CDBG-CV1 Administration	21J		\$1,116.28
			6739303	2020 State CDBG-CV1 Administration	21J		\$1,116.26
			6741232	2020 State CDBG-CV1 Administration	21J		\$1,132.13
			6746985	2020 State CDBG-CV1 Administration	21J		\$1,116.27
			6748667	2020 State CDBG-CV1 Administration	21J		\$1,130.89
			6753081	2020 State CDBG-CV1 Administration	21J		\$43.52
			6764656	2020 State CDBG-CV1 Administration	21J		\$1,666.47
			6771324	2020 State CDBG-CV1 Administration	21J		\$2,343.49



Office of Community Planning and Development  
 U.S. Department of Housing and Urban Development  
 Integrated Disbursement and Information System  
 PR26 - CDBG-CV Financial Summary Report  
 DELAWARE , DE

DATE: 09-12-23  
 TIME: 16:35  
 PAGE: 7

Plan Year	IDIS Project	IDIS Activity	Voucher Number	Activity Name	Matrix Code	National Objective	Drawn Amount	
2020	9	2003	6780600	2020 State CDBG-CV1 Administration	21J		\$1,719.46	
			6785951	2020 State CDBG-CV1 Administration	21J		\$737.89	
			6787542	2020 State CDBG-CV1 Administration	21J		\$573.76	
			6796193	2020 State CDBG-CV1 Administration	21J		\$600.64	
			6811998	2020 State CDBG-CV1 Administration	21J		\$2,842.36	
			6812778	2020 State CDBG-CV1 Administration	21J		\$631.77	
		2048	6594871	Sussex County CV1 General Administration	21A		\$15,000.00	
			6750115	Sussex County CV1 General Administration	21A		\$15,000.00	
		10	2004	6421537	General State Administration of the State of Delaware's CDBG-CV2 and -CV3 programs	21J		\$2,497.52
				6424043	General State Administration of the State of Delaware's CDBG-CV2 and -CV3 programs	21J		\$2,497.52
	6428328			General State Administration of the State of Delaware's CDBG-CV2 and -CV3 programs	21J		\$2,497.53	
	6428785			General State Administration of the State of Delaware's CDBG-CV2 and -CV3 programs	21J		\$2,223.62	
	6432910			General State Administration of the State of Delaware's CDBG-CV2 and -CV3 programs	21J		\$2,497.52	
	6437357			General State Administration of the State of Delaware's CDBG-CV2 and -CV3 programs	21J		\$2,497.53	
	6441861			General State Administration of the State of Delaware's CDBG-CV2 and -CV3 programs	21J		\$2,498.55	
	6445813			General State Administration of the State of Delaware's CDBG-CV2 and -CV3 programs	21J		\$2,412.00	
	6456009			General State Administration of the State of Delaware's CDBG-CV2 and -CV3 programs	21J		\$4,964.55	
	6460309			General State Administration of the State of Delaware's CDBG-CV2 and -CV3 programs	21J		\$2,496.94	
	6460795			General State Administration of the State of Delaware's CDBG-CV2 and -CV3 programs	21J		\$18.42	
	6465225			General State Administration of the State of Delaware's CDBG-CV2 and -CV3 programs	21J		\$1,571.55	
	6465836			General State Administration of the State of Delaware's CDBG-CV2 and -CV3 programs	21J		\$1,658.51	
	6467476			General State Administration of the State of Delaware's CDBG-CV2 and -CV3 programs	21J		\$347.39	
	6470222			General State Administration of the State of Delaware's CDBG-CV2 and -CV3 programs	21J		\$1,681.97	
	6475669	General State Administration of the State of Delaware's CDBG-CV2 and -CV3 programs	21J		\$1,664.34			
	6481101	General State Administration of the State of Delaware's CDBG-CV2 and -CV3 programs	21J		\$2,894.45			
6484953	General State Administration of the State of Delaware's CDBG-CV2 and -CV3 programs	21J		\$496.60				
6486864	General State Administration of the State of Delaware's CDBG-CV2 and -CV3 programs	21J		\$2,515.36				
6486867	General State Administration of the State of Delaware's CDBG-CV2 and -CV3 programs	21J		\$3,039.60				
6492362	General State Administration of the State of Delaware's CDBG-CV2 and -CV3 programs	21J		\$2,894.43				
6497702	General State Administration of the State of Delaware's CDBG-CV2 and -CV3 programs	21J		\$2,496.97				
6502916	General State Administration of the State of Delaware's CDBG-CV2 and -CV3 programs	21J		\$2,056.00				
6507613	General State Administration of the State of Delaware's CDBG-CV2 and -CV3 programs	21J		\$1,658.49				
6509312	General State Administration of the State of Delaware's CDBG-CV2 and -CV3 programs	21J		\$1,676.92				
6512711	General State Administration of the State of Delaware's CDBG-CV2 and -CV3 programs	21J		\$248.30				
6517989	General State Administration of the State of Delaware's CDBG-CV2 and -CV3 programs	21J		\$1,658.51				
6519663	General State Administration of the State of Delaware's CDBG-CV2 and -CV3 programs	21J		\$1,686.59				
6524259	General State Administration of the State of Delaware's CDBG-CV2 and -CV3 programs	21J		\$4,173.23				





Office of Community Planning and Development  
 U.S. Department of Housing and Urban Development  
 Integrated Disbursement and Information System  
 PR26 - CDBG-CV Financial Summary Report  
 DELAWARE , DE

DATE: 09-12-23  
 TIME: 16:35  
 PAGE: 8

Plan Year	IDIS Project	IDIS Activity	Voucher Number	Activity Name	Matrix Code	National Objective	Drawn Amount
2020	10	2004	6532055	General State Administration of the State of Delaware's CDBG-CV2 and -CV3 programs	21J		\$3,286.33
			6534182	General State Administration of the State of Delaware's CDBG-CV2 and -CV3 programs	21J		\$1,213.69
			6535485	General State Administration of the State of Delaware's CDBG-CV2 and -CV3 programs	21J		\$2,521.65
			6540936	General State Administration of the State of Delaware's CDBG-CV2 and -CV3 programs	21J		\$2,521.65
			6546749	General State Administration of the State of Delaware's CDBG-CV2 and -CV3 programs	21J		\$944.56
			6548180	General State Administration of the State of Delaware's CDBG-CV2 and -CV3 programs	21J		\$2,521.68
			6552640	General State Administration of the State of Delaware's CDBG-CV2 and -CV3 programs	21J		\$2,521.68
			6559023	General State Administration of the State of Delaware's CDBG-CV2 and -CV3 programs	21J		\$2,521.64
			6559278	General State Administration of the State of Delaware's CDBG-CV2 and -CV3 programs	21J		\$944.56
			6562369	General State Administration of the State of Delaware's CDBG-CV2 and -CV3 programs	21J		\$2,521.68
			6567553	General State Administration of the State of Delaware's CDBG-CV2 and -CV3 programs	21J		\$3,554.13
			6574160	General State Administration of the State of Delaware's CDBG-CV2 and -CV3 programs	21J		\$1,810.97
			6574784	General State Administration of the State of Delaware's CDBG-CV2 and -CV3 programs	21J		\$2,004.04
			6578664	General State Administration of the State of Delaware's CDBG-CV2 and -CV3 programs	21J		\$1,810.97
			6592015	General State Administration of the State of Delaware's CDBG-CV2 and -CV3 programs	21J		\$13,146.99
			6594598	General State Administration of the State of Delaware's CDBG-CV2 and -CV3 programs	21J		\$470.04
			6596382	General State Administration of the State of Delaware's CDBG-CV2 and -CV3 programs	21J		\$1,750.73
			6600075	General State Administration of the State of Delaware's CDBG-CV2 and -CV3 programs	21J		\$1,582.97
			6603705	General State Administration of the State of Delaware's CDBG-CV2 and -CV3 programs	21J		\$1,810.81
			6607423	General State Administration of the State of Delaware's CDBG-CV2 and -CV3 programs	21J		\$2,213.28
			6615487	General State Administration of the State of Delaware's CDBG-CV2 and -CV3 programs	21J		\$2,656.67
			6618388	General State Administration of the State of Delaware's CDBG-CV2 and -CV3 programs	21J		\$2,736.77
			6624674	General State Administration of the State of Delaware's CDBG-CV2 and -CV3 programs	21J		\$2,636.66
			6633238	General State Administration of the State of Delaware's CDBG-CV2 and -CV3 programs	21J		\$2,693.10
			6639834	General State Administration of the State of Delaware's CDBG-CV2 and -CV3 programs	21J		\$3,471.46
			6646384	General State Administration of the State of Delaware's CDBG-CV2 and -CV3 programs	21J		\$3,002.72
			6652240	General State Administration of the State of Delaware's CDBG-CV2 and -CV3 programs	21J		\$4,293.10
			6657074	General State Administration of the State of Delaware's CDBG-CV2 and -CV3 programs	21J		\$4,115.58
			6667449	General State Administration of the State of Delaware's CDBG-CV2 and -CV3 programs	21J		\$5,593.54
			6673295	General State Administration of the State of Delaware's CDBG-CV2 and -CV3 programs	21J		\$3,443.05
			6674071	General State Administration of the State of Delaware's CDBG-CV2 and -CV3 programs	21J		\$8,814.97
			6676858	General State Administration of the State of Delaware's CDBG-CV2 and -CV3 programs	21J		\$1,573.65
			6680569	General State Administration of the State of Delaware's CDBG-CV2 and -CV3 programs	21J		\$2,041.15



Office of Community Planning and Development  
 U.S. Department of Housing and Urban Development  
 Integrated Disbursement and Information System  
 PR26 - CDBG-CV Financial Summary Report  
 DELAWARE , DE

DATE: 09-12-23  
 TIME: 16:35  
 PAGE: 9

Plan Year	IDIS Project	IDIS Activity	Voucher Number	Activity Name	Matrix Code	National Objective	Drawn Amount
2020	10	2004	6685517	General State Administration of the State of Delaware's CDBG-CV2 and -CV3 programs	21J		\$2,041.16
			6685938	General State Administration of the State of Delaware's CDBG-CV2 and -CV3 programs	21J		\$1,242.02
			6688825	General State Administration of the State of Delaware's CDBG-CV2 and -CV3 programs	21J		\$2,041.13
			6694188	General State Administration of the State of Delaware's CDBG-CV2 and -CV3 programs	21J		\$2,041.15
			6701610	General State Administration of the State of Delaware's CDBG-CV2 and -CV3 programs	21J		\$1,648.55
			6703435	General State Administration of the State of Delaware's CDBG-CV2 and -CV3 programs	21J		\$2,044.99
			6704174	General State Administration of the State of Delaware's CDBG-CV2 and -CV3 programs	21J		\$2,009.18
			6707952	General State Administration of the State of Delaware's CDBG-CV2 and -CV3 programs	21J		\$2,373.29
			6708070	General State Administration of the State of Delaware's CDBG-CV2 and -CV3 programs	21J		\$1,648.56
			6716359	General State Administration of the State of Delaware's CDBG-CV2 and -CV3 programs	21J		\$3,829.91
			6718884	General State Administration of the State of Delaware's CDBG-CV2 and -CV3 programs	21J		\$4,137.06
			6725910	General State Administration of the State of Delaware's CDBG-CV2 and -CV3 programs	21J		\$1,648.58
			6728827	General State Administration of the State of Delaware's CDBG-CV2 and -CV3 programs	21J		\$3,734.70
			6733413	General State Administration of the State of Delaware's CDBG-CV2 and -CV3 programs	21J		\$1,648.57
			6739303	General State Administration of the State of Delaware's CDBG-CV2 and -CV3 programs	21J		\$1,648.56
			6741232	General State Administration of the State of Delaware's CDBG-CV2 and -CV3 programs	21J		\$2,076.92
			6746985	General State Administration of the State of Delaware's CDBG-CV2 and -CV3 programs	21J		\$1,648.57
			6748667	General State Administration of the State of Delaware's CDBG-CV2 and -CV3 programs	21J		\$1,663.18
			6753081	General State Administration of the State of Delaware's CDBG-CV2 and -CV3 programs	21J		\$217.53
			6771324	General State Administration of the State of Delaware's CDBG-CV2 and -CV3 programs	21J		\$3,169.29
			6780600	General State Administration of the State of Delaware's CDBG-CV2 and -CV3 programs	21J		\$2,758.17
			6785951	General State Administration of the State of Delaware's CDBG-CV2 and -CV3 programs	21J		\$1,164.91
			6787542	General State Administration of the State of Delaware's CDBG-CV2 and -CV3 programs	21J		\$783.73
			6796193	General State Administration of the State of Delaware's CDBG-CV2 and -CV3 programs	21J		\$920.01
			6811998	General State Administration of the State of Delaware's CDBG-CV2 and -CV3 programs	21J		\$4,068.83
			6812778	General State Administration of the State of Delaware's CDBG-CV2 and -CV3 programs	21J		\$968.23
<b>Total</b>							<b>\$345,509.22</b>



U.S. Department of Housing and Urban Development  
 Office of Community Planning and Development  
 Integrated Disbursement and Information System  
 CDBG Activity Summary Report (GPR) for Program Year 2022  
 DELAWARE

Date: 12-Sep-2023  
 Time: 15:33  
 Page: 1

**PGM Year:** 2018  
**Project:** 0002 - KENT COUNTY FY2018 CDBG PROGRAM  
**IDIS Activity:** 1810 - Scattered Sites Rehab  
**Status:** Completed 9/6/2022 12:00:00 AM  
**Location:** ,  
**Objective:** Provide decent affordable housing  
**Outcome:** Affordability  
**Matrix Code:** Rehab; Single-Unit Residential (14A)      **National Objective:** LMH

**Activity to prevent, prepare for, and respond to Coronavirus:** No

**Initial Funding Date:** 10/02/2018

**Description:**  
 Rehabilitation of eighteen single-family dwelling units countywide.

**Financing**

	Fund Type	Grant Year	Grant	Funded Amount	Drawn In Program Year	Drawn Thru Program Year
CDBG	EN	2018	B18DC100001	\$252,118.55	\$0.00	\$252,118.55
	PI			\$48,690.45	\$0.00	\$48,690.45
<b>Total</b>	<b>Total</b>			<b>\$300,809.00</b>	<b>\$0.00</b>	<b>\$300,809.00</b>

**Proposed Accomplishments**

Housing Units : 18

**Actual Accomplishments**

Number assisted:

	Owner		Renter		Total		Person	
	Total	Hispanic	Total	Hispanic	Total	Hispanic	Total	Hispanic
White:	7	0	0	0	7	0	0	0
Black/African American:	7	0	0	0	7	0	0	0
Asian:	1	0	0	0	1	0	0	0
American Indian/Alaskan Native:	0	0	0	0	0	0	0	0
Native Hawaiian/Other Pacific Islander:	0	0	0	0	0	0	0	0
American Indian/Alaskan Native & White:	0	0	0	0	0	0	0	0
Asian White:	0	0	0	0	0	0	0	0
Black/African American & White:	2	0	0	0	2	0	0	0
American Indian/Alaskan Native & Black/African American:	1	0	0	0	1	0	0	0
Other multi-racial:	3	1	0	0	3	1	0	0
Asian/Pacific Islander:	0	0	0	0	0	0	0	0
Hispanic:	0	0	0	0	0	0	0	0



U.S. Department of Housing and Urban Development  
 Office of Community Planning and Development  
 Integrated Disbursement and Information System  
 CDBG Activity Summary Report (GPR) for Program Year 2022  
 DELAWARE

Date: 12-Sep-2023  
 Time: 15:33  
 Page: 2

<b>Total:</b>	<b>21</b>	<b>1</b>	<b>0</b>	<b>0</b>	<b>21</b>	<b>1</b>	<b>0</b>	<b>0</b>
Female-headed Households:	14		0		14			
<i>Income Category:</i>								
	<b>Owner</b>	<b>Renter</b>	<b>Total</b>	<b>Person</b>				
Extremely Low	3	0	3	0				
Low Mod	14	0	14	0				
Moderate	4	0	4	0				
Non Low Moderate	0	0	0	0				
Total	21	0	21	0				
Percent Low/Mod	100.0%		100.0%					

**Annual Accomplishments**

Years	Accomplishment Narrative	# Benefiting
2018	Activity to rehabilitate of eighteen single-family dwelling units countywide has completed twenty-one units, and is complete.	



U.S. Department of Housing and Urban Development  
 Office of Community Planning and Development  
 Integrated Disbursement and Information System  
 CDBG Activity Summary Report (GPR) for Program Year 2022  
 DELAWARE

Date: 12-Sep-2023  
 Time: 15:33  
 Page: 3

**PGM Year:** 2018  
**Project:** 0002 - KENT COUNTY FY2018 CDBG PROGRAM  
**IDIS Activity:** 1812 - Kent Scattered Emergency Repairs  
**Status:** Completed 8/8/2022 12:00:00 AM  
**Location:** ,  
**Objective:** Provide decent affordable housing  
**Outcome:** Affordability  
**Matrix Code:** Rehab; Single-Unit Residential (14A)      **National Objective:** LMH

**Activity to prevent, prepare for, and respond to Coronavirus:** No

**Initial Funding Date:** 10/02/2018

**Description:**  
 Emergency home repairs for six single-family dwelling units countywide.

**Financing**

	Fund Type	Grant Year	Grant	Funded Amount	Drawn In Program Year	Drawn Thru Program Year
CDBG	EN	2018	B18DC100001	\$25,975.00	\$0.00	\$25,975.00
<b>Total</b>	<b>Total</b>			<b>\$25,975.00</b>	<b>\$0.00</b>	<b>\$25,975.00</b>

**Proposed Accomplishments**

Housing Units : 6

**Actual Accomplishments**

*Number assisted:*

	Owner		Renter		Total		Person	
	Total	Hispanic	Total	Hispanic	Total	Hispanic	Total	Hispanic
White:	2	0	0	0	2	0	0	0
Black/African American:	2	0	0	0	2	0	0	0
Asian:	0	0	0	0	0	0	0	0
American Indian/Alaskan Native:	0	0	0	0	0	0	0	0
Native Hawaiian/Other Pacific Islander:	0	0	0	0	0	0	0	0
American Indian/Alaskan Native & White:	0	0	0	0	0	0	0	0
Asian White:	0	0	0	0	0	0	0	0
Black/African American & White:	0	0	0	0	0	0	0	0
American Indian/Alaskan Native & Black/African American:	0	0	0	0	0	0	0	0
Other multi-racial:	0	0	0	0	0	0	0	0
Asian/Pacific Islander:	0	0	0	0	0	0	0	0
Hispanic:	0	0	0	0	0	0	0	0
<b>Total:</b>	<b>4</b>	<b>0</b>	<b>0</b>	<b>0</b>	<b>4</b>	<b>0</b>	<b>0</b>	<b>0</b>



U.S. Department of Housing and Urban Development  
 Office of Community Planning and Development  
 Integrated Disbursement and Information System  
 CDBG Activity Summary Report (GPR) for Program Year 2022  
 DELAWARE

Date: 12-Sep-2023  
 Time: 15:33  
 Page: 4

Female-headed Households: 3 0 3

*Income Category:*

	<b>Owner</b>	<b>Renter</b>	<b>Total</b>	<b>Person</b>
Extremely Low	0	0	0	0
Low Mod	1	0	1	0
Moderate	3	0	3	0
Non Low Moderate	0	0	0	0
Total	4	0	4	0
Percent Low/Mod	100.0%		100.0%	

**Annual Accomplishments**

<b>Years</b>	<b>Accomplishment Narrative</b>	<b># Benefitting</b>
2018	Emergency home repairs activity for six single-family dwelling units countywide has completed four units and is complete.	



U.S. Department of Housing and Urban Development  
 Office of Community Planning and Development  
 Integrated Disbursement and Information System  
 CDBG Activity Summary Report (GPR) for Program Year 2022  
 DELAWARE

Date: 12-Sep-2023  
 Time: 15:33  
 Page: 5

**PGM Year:** 2018  
**Project:** 0002 - KENT COUNTY FY2018 CDBG PROGRAM  
**IDIS Activity:** 1814 - Star Hill/Briar Park Rehab  
**Status:** Completed 8/8/2022 3:26:13 PM  
**Location:** ,  
**Objective:** Provide decent affordable housing  
**Outcome:** Affordability  
**Matrix Code:** Rehab; Single-Unit Residential (14A)      **National Objective:** LMH

**Activity to prevent, prepare for, and respond to Coronavirus:** No

**Initial Funding Date:** 10/02/2018

**Description:**  
 Rehabilitation of four single-family dwelling units in target area.

**Financing**

	Fund Type	Grant Year	Grant	Funded Amount	Drawn In Program Year	Drawn Thru Program Year
CDBG	EN	2018	B18DC100001	\$50,570.00	\$0.00	\$50,570.00
<b>Total</b>	<b>Total</b>			<b>\$50,570.00</b>	<b>\$0.00</b>	<b>\$50,570.00</b>

**Proposed Accomplishments**

Housing Units : 4

**Actual Accomplishments**

*Number assisted:*

	Owner		Renter		Total		Person	
	Total	Hispanic	Total	Hispanic	Total	Hispanic	Total	Hispanic
White:	1	0	0	0	1	0	0	0
Black/African American:	1	0	0	0	1	0	0	0
Asian:	0	0	0	0	0	0	0	0
American Indian/Alaskan Native:	0	0	0	0	0	0	0	0
Native Hawaiian/Other Pacific Islander:	0	0	0	0	0	0	0	0
American Indian/Alaskan Native & White:	0	0	0	0	0	0	0	0
Asian White:	0	0	0	0	0	0	0	0
Black/African American & White:	0	0	0	0	0	0	0	0
American Indian/Alaskan Native & Black/African American:	0	0	0	0	0	0	0	0
Other multi-racial:	0	0	0	0	0	0	0	0
Asian/Pacific Islander:	0	0	0	0	0	0	0	0
Hispanic:	0	0	0	0	0	0	0	0
<b>Total:</b>	<b>2</b>	<b>0</b>	<b>0</b>	<b>0</b>	<b>2</b>	<b>0</b>	<b>0</b>	<b>0</b>



U.S. Department of Housing and Urban Development  
 Office of Community Planning and Development  
 Integrated Disbursement and Information System  
 CDBG Activity Summary Report (GPR) for Program Year 2022  
 DELAWARE

Date: 12-Sep-2023  
 Time: 15:33  
 Page: 6

Female-headed Households: 0 0 0

*Income Category:*

	<b>Owner</b>	<b>Renter</b>	<b>Total</b>	<b>Person</b>
Extremely Low	0	0	0	0
Low Mod	0	0	0	0
Moderate	2	0	2	0
Non Low Moderate	0	0	0	0
Total	2	0	2	0
Percent Low/Mod	100.0%		100.0%	

**Annual Accomplishments**

<b>Years</b>	<b>Accomplishment Narrative</b>	<b># Benefitting</b>
2018	Activity to rehabilitate four single-family dwelling units in target area has completed two units and is complete.	





U.S. Department of Housing and Urban Development  
 Office of Community Planning and Development  
 Integrated Disbursement and Information System  
 CDBG Activity Summary Report (GPR) for Program Year 2022  
 DELAWARE

Date: 12-Sep-2023  
 Time: 15:33  
 Page: 7

**PGM Year:** 2019  
**Project:** 0002 - 2019 State CDBG Administration  
**IDIS Activity:** 1895 - 2019 Delaware State CDBG General Administration  
**Status:** Completed 12/2/2022 12:00:00 AM  
**Location:** ,  
**Objective:**  
**Outcome:**  
**Matrix Code:** State Administration (21J) **National Objective:**

**Activity to prevent, prepare for, and respond to Coronavirus:** No

**Initial Funding Date:** 08/30/2019

**Description:**

General Administration of the Delaware FY2019 State CDBG Program is complete.

**Financing**

	Fund Type	Grant Year	Grant	Funded Amount	Drawn In Program Year	Drawn Thru Program Year
CDBG	EN	2019	B19DC100001	\$171,427.00	\$0.00	\$171,427.00
<b>Total</b>	<b>Total</b>			<b>\$171,427.00</b>	<b>\$0.00</b>	<b>\$171,427.00</b>

**Proposed Accomplishments**

**Actual Accomplishments**

*Number assisted:*

	<b>Owner</b>		<b>Renter</b>		<b>Total</b>		<b>Person</b>	
	Total	Hispanic	Total	Hispanic	Total	Hispanic	Total	Hispanic
White:					0	0		
Black/African American:					0	0		
Asian:					0	0		
American Indian/Alaskan Native:					0	0		
Native Hawaiian/Other Pacific Islander:					0	0		
American Indian/Alaskan Native & White:					0	0		
Asian White:					0	0		
Black/African American & White:					0	0		
American Indian/Alaskan Native & Black/African American:					0	0		
Other multi-racial:					0	0		
Asian/Pacific Islander:					0	0		
Hispanic:					0	0		
<b>Total:</b>	<b>0</b>	<b>0</b>	<b>0</b>	<b>0</b>	<b>0</b>	<b>0</b>	<b>0</b>	<b>0</b>

Female-headed Households:

0



U.S. Department of Housing and Urban Development  
Office of Community Planning and Development  
Integrated Disbursement and Information System  
CDBG Activity Summary Report (GPR) for Program Year 2022  
DELAWARE

Date: 12-Sep-2023

Time: 15:33

Page: 8

*Income Category:*

	<b>Owner</b>	<b>Renter</b>	<b>Total</b>	<b>Person</b>
Extremely Low			0	
Low Mod			0	
Moderate			0	
Non Low Moderate			0	
Total	0	0	0	0
Percent Low/Mod				

**Annual Accomplishments**

No data returned for this view. This might be because the applied filter excludes all data.



U.S. Department of Housing and Urban Development  
 Office of Community Planning and Development  
 Integrated Disbursement and Information System  
 CDBG Activity Summary Report (GPR) for Program Year 2022  
 DELAWARE

Date: 12-Sep-2023  
 Time: 15:33  
 Page: 9

**PGM Year:** 2019  
**Project:** 0003 - KENT COUNTY FY2019 CDBG PROGRAM  
**IDIS Activity:** 1913 - Canterbury Crossing MHP Rehab  
**Status:** Completed 4/5/2023 12:00:00 AM  
**Location:** ,  
**Objective:** Provide decent affordable housing  
**Outcome:** Affordability  
**Matrix Code:** Rehab; Single-Unit Residential (14A)      **National Objective:** LMH

**Activity to prevent, prepare for, and respond to Coronavirus:** No

**Initial Funding Date:** 08/30/2019

**Description:**  
 Rehabilitation of four single-family dwelling units in target area.

**Financing**

	Fund Type	Grant Year	Grant	Funded Amount	Drawn In Program Year	Drawn Thru Program Year
CDBG	EN	2019	B19DC100001	\$28,050.00	\$0.00	\$28,050.00
<b>Total</b>	<b>Total</b>			<b>\$28,050.00</b>	<b>\$0.00</b>	<b>\$28,050.00</b>

**Proposed Accomplishments**

Housing Units : 4

**Actual Accomplishments**

Number assisted:

	Owner		Renter		Total		Person	
	Total	Hispanic	Total	Hispanic	Total	Hispanic	Total	Hispanic
White:	0	0	0	0	0	0		0
Black/African American:	2	0	0	0	2	0	0	0
Asian:	0	0	0	0	0	0	0	0
American Indian/Alaskan Native:	0	0	0	0	0	0	0	0
Native Hawaiian/Other Pacific Islander:	0	0	0	0	0	0	0	0
American Indian/Alaskan Native & White:	0	0	0	0	0	0	0	0
Asian White:	0	0	0	0	0	0	0	0
Black/African American & White:	0	0	0	0	0	0	0	0
American Indian/Alaskan Native & Black/African American:	0	0	0	0	0	0	0	0
Other multi-racial:	0	0	0	0	0	0	0	0
Asian/Pacific Islander:	0	0	0	0	0	0	0	0
Hispanic:	0	0	0	0	0	0	0	0
<b>Total:</b>	<b>2</b>	<b>0</b>	<b>0</b>	<b>0</b>	<b>2</b>	<b>0</b>	<b>0</b>	<b>0</b>



U.S. Department of Housing and Urban Development  
 Office of Community Planning and Development  
 Integrated Disbursement and Information System  
 CDBG Activity Summary Report (GPR) for Program Year 2022  
 DELAWARE

Female-headed Households:

1 0 1

*Income Category:*

	<b>Owner</b>	<b>Renter</b>	<b>Total</b>	<b>Person</b>
Extremely Low	1	0	1	0
Low Mod	1	0	1	0
Moderate	1	0	1	0
Non Low Moderate	0	0	0	0
Total	3	0	3	0
Percent Low/Mod	100.0%		100.0%	

**Annual Accomplishments**

<b>Years</b>	<b>Accomplishment Narrative</b>	<b># Benefitting</b>
2019	Activity to rehabilitate four single-family dwelling units in target area has two units complete, and one unit under open contract.	
2022	Activity to rehabilitate four single-family dwelling units in target area has completed two units and is complete.	



U.S. Department of Housing and Urban Development  
 Office of Community Planning and Development  
 Integrated Disbursement and Information System  
 CDBG Activity Summary Report (GPR) for Program Year 2022  
 DELAWARE

Date: 12-Sep-2023  
 Time: 15:33  
 Page: 11

**PGM Year:** 2019  
**Project:** 0003 - KENT COUNTY FY2019 CDBG PROGRAM  
**IDIS Activity:** 1914 - Clayton Rehab  
**Status:** Completed 2/15/2023 12:00:00 AM  
**Location:** ,  
**Objective:** Provide decent affordable housing  
**Outcome:** Affordability  
**Matrix Code:** Rehab; Single-Unit Residential (14A)      **National Objective:** LMH

**Activity to prevent, prepare for, and respond to Coronavirus:** No

**Initial Funding Date:** 08/30/2019

**Description:**  
 Rehabilitation of four single-family dwelling units in target area.

**Financing**

	Fund Type	Grant Year	Grant	Funded Amount	Drawn In Program Year	Drawn Thru Program Year
CDBG	EN	2019	B19DC100001	\$34,344.00	\$0.00	\$34,344.00
<b>Total</b>	<b>Total</b>			<b>\$34,344.00</b>	<b>\$0.00</b>	<b>\$34,344.00</b>

**Proposed Accomplishments**

Housing Units : 4

**Actual Accomplishments**

Number assisted:

	Owner		Renter		Total		Person	
	Total	Hispanic	Total	Hispanic	Total	Hispanic	Total	Hispanic
White:	2	0	0	0	2	0	0	0
Black/African American:	0	0	0	0	0	0	0	0
Asian:	0	0	0	0	0	0	0	0
American Indian/Alaskan Native:	0	0	0	0	0	0	0	0
Native Hawaiian/Other Pacific Islander:	0	0	0	0	0	0	0	0
American Indian/Alaskan Native & White:	0	0	0	0	0	0	0	0
Asian White:	0	0	0	0	0	0	0	0
Black/African American & White:	0	0	0	0	0	0	0	0
American Indian/Alaskan Native & Black/African American:	0	0	0	0	0	0	0	0
Other multi-racial:	0	0	0	0	0	0	0	0
Asian/Pacific Islander:	0	0	0	0	0	0	0	0
Hispanic:	0	0	0	0	0	0	0	0
<b>Total:</b>	<b>2</b>	<b>0</b>	<b>0</b>	<b>0</b>	<b>2</b>	<b>0</b>	<b>0</b>	<b>0</b>



U.S. Department of Housing and Urban Development  
 Office of Community Planning and Development  
 Integrated Disbursement and Information System  
 CDBG Activity Summary Report (GPR) for Program Year 2022  
 DELAWARE

Date: 12-Sep-2023  
 Time: 15:33  
 Page: 12

Female-headed Households: 2 0 2

*Income Category:*

	<b>Owner</b>	<b>Renter</b>	<b>Total</b>	<b>Person</b>
Extremely Low	0	0	0	0
Low Mod	1	0	1	0
Moderate	1	0	1	0
Non Low Moderate	0	0	0	0
Total	2	0	2	0
Percent Low/Mod	100.0%		100.0%	

**Annual Accomplishments**

<b>Years</b>	<b>Accomplishment Narrative</b>	<b># Benefitting</b>
2019	Activity to rehabilitate four single-family dwelling units in target area has two units completed and is complete.	
2022		



U.S. Department of Housing and Urban Development  
 Office of Community Planning and Development  
 Integrated Disbursement and Information System  
 CDBG Activity Summary Report (GPR) for Program Year 2022  
 DELAWARE

Date: 12-Sep-2023  
 Time: 15:33  
 Page: 13

**PGM Year:** 2019  
**Project:** 0003 - KENT COUNTY FY2019 CDBG PROGRAM  
**IDIS Activity:** 1915 - Dover Census Tract 412 Rehab  
**Status:** Completed 3/6/2023 12:00:00 AM  
**Location:** ,  
**Objective:** Provide decent affordable housing  
**Outcome:** Affordability  
**Matrix Code:** Rehab; Single-Unit Residential (14A)      **National Objective:** LMH

**Activity to prevent, prepare for, and respond to Coronavirus:** No

**Initial Funding Date:** 08/30/2019

**Description:**  
 Rehabilitation of four single-family dwelling units in target area.

**Financing**

	Fund Type	Grant Year	Grant	Funded Amount	Drawn In Program Year	Drawn Thru Program Year
CDBG	EN	2019	B19DC100001	\$20,452.75	\$20,052.75	\$20,452.75
<b>Total</b>	<b>Total</b>			<b>\$20,452.75</b>	<b>\$20,052.75</b>	<b>\$20,452.75</b>

**Proposed Accomplishments**

Housing Units : 4

**Actual Accomplishments**

*Number assisted:*

	<b>Owner</b>		<b>Renter</b>		<b>Total</b>		<b>Person</b>	
	Total	Hispanic	Total	Hispanic	Total	Hispanic	Total	Hispanic
White:	1	0	0	0	1	0	0	0
Black/African American:	2	0	0	0	2	0	0	0
Asian:	0	0	0	0	0	0	0	0
American Indian/Alaskan Native:	0	0	0	0	0	0	0	0
Native Hawaiian/Other Pacific Islander:	0	0	0	0	0	0	0	0
American Indian/Alaskan Native & White:	0	0	0	0	0	0	0	0
Asian White:	0	0	0	0	0	0	0	0
Black/African American & White:	0	0	0	0	0	0	0	0
American Indian/Alaskan Native & Black/African American:	0	0	0	0	0	0	0	0
Other multi-racial:	0	0	0	0	0	0	0	0
Asian/Pacific Islander:	0	0	0	0	0	0	0	0
Hispanic:	0	0	0	0	0	0	0	0
<b>Total:</b>	<b>3</b>	<b>0</b>	<b>0</b>	<b>0</b>	<b>3</b>	<b>0</b>	<b>0</b>	<b>0</b>



U.S. Department of Housing and Urban Development  
 Office of Community Planning and Development  
 Integrated Disbursement and Information System  
 CDBG Activity Summary Report (GPR) for Program Year 2022  
 DELAWARE

Date: 12-Sep-2023  
 Time: 15:33  
 Page: 14

Female-headed Households: 1 0 1

*Income Category:*

	<b>Owner</b>	<b>Renter</b>	<b>Total</b>	<b>Person</b>
Extremely Low	1	0	1	0
Low Mod	2	0	2	0
Moderate	0	0	0	0
Non Low Moderate	0	0	0	0
Total	3	0	3	0
Percent Low/Mod	100.0%		100.0%	

**Annual Accomplishments**

<b>Years</b>	<b>Accomplishment Narrative</b>	<b># Benefitting</b>
2019	Activity to rehabilitate four single-family dwelling units in target area has three units under open contract and two units out to bid.	
2022	Activity to rehabilitate four single-family dwelling units in target area has completed three units and is complete.	





U.S. Department of Housing and Urban Development  
 Office of Community Planning and Development  
 Integrated Disbursement and Information System  
 CDBG Activity Summary Report (GPR) for Program Year 2022  
 DELAWARE

Date: 12-Sep-2023  
 Time: 15:33  
 Page: 15

**PGM Year:** 2019  
**Project:** 0003 - KENT COUNTY FY2019 CDBG PROGRAM  
**IDIS Activity:** 1916 - Felton Area Rehab  
**Status:** Completed 4/21/2023 12:00:00 AM  
**Location:** ,  
**Objective:** Provide decent affordable housing  
**Outcome:** Affordability  
**Matrix Code:** Rehab; Single-Unit Residential (14A)      **National Objective:** LMH

**Activity to prevent, prepare for, and respond to Coronavirus:** No

**Initial Funding Date:** 08/30/2019

**Description:**  
 Rehabilitation of four single-family dwelling units in target area.

**Financing**

	Fund Type	Grant Year	Grant	Funded Amount	Drawn In Program Year	Drawn Thru Program Year
CDBG	EN	2019	B19DC100001	\$100,234.00	\$33,736.00	\$100,234.00
<b>Total</b>	<b>Total</b>			<b>\$100,234.00</b>	<b>\$33,736.00</b>	<b>\$100,234.00</b>

**Proposed Accomplishments**

Housing Units : 4

**Actual Accomplishments**

*Number assisted:*

	Owner		Renter		Total		Person	
	Total	Hispanic	Total	Hispanic	Total	Hispanic	Total	Hispanic
White:	0	0	0	0	0	0		0
Black/African American:	2	0	0	0	2	0	0	0
Asian:	0	0	0	0	0	0	0	0
American Indian/Alaskan Native:	0	0	0	0	0	0	0	0
Native Hawaiian/Other Pacific Islander:	0	0	0	0	0	0	0	0
American Indian/Alaskan Native & White:	0	0	0	0	0	0	0	0
Asian White:	0	0	0	0	0	0	0	0
Black/African American & White:	0	0	0	0	0	0	0	0
American Indian/Alaskan Native & Black/African American:	0	0	0	0	0	0	0	0
Other multi-racial:	0	0	0	0	0	0	0	0
Asian/Pacific Islander:	0	0	0	0	0	0	0	0
Hispanic:	0	0	0	0	0	0	0	0
<b>Total:</b>	<b>2</b>	<b>0</b>	<b>0</b>	<b>0</b>	<b>2</b>	<b>0</b>	<b>0</b>	<b>0</b>



U.S. Department of Housing and Urban Development  
 Office of Community Planning and Development  
 Integrated Disbursement and Information System  
 CDBG Activity Summary Report (GPR) for Program Year 2022  
 DELAWARE

Date: 12-Sep-2023  
 Time: 15:33  
 Page: 16

Female-headed Households: 2 0 2

*Income Category:*

	<b>Owner</b>	<b>Renter</b>	<b>Total</b>	<b>Person</b>
Extremely Low	1	0	1	0
Low Mod	1	0	1	0
Moderate	1	0	1	0
Non Low Moderate	0	0	0	0
Total	3	0	3	0
Percent Low/Mod	100.0%		100.0%	

**Annual Accomplishments**

<b>Years</b>	<b>Accomplishment Narrative</b>	<b># Benefitting</b>
2019	Activity to rehabilitate four single-family dwelling units in target area has completed two units and has one unit under open contract.	
2022	Activity to rehabilitate four single-family dwelling units in target area has completed three units and is complete.	



U.S. Department of Housing and Urban Development  
 Office of Community Planning and Development  
 Integrated Disbursement and Information System  
 CDBG Activity Summary Report (GPR) for Program Year 2022  
 DELAWARE

Date: 12-Sep-2023  
 Time: 15:33  
 Page: 17

**PGM Year:** 2019  
**Project:** 0003 - KENT COUNTY FY2019 CDBG PROGRAM  
**IDIS Activity:** 1917 - Hartly Area Rehab  
**Status:** Completed 3/6/2023 12:00:00 AM  
**Location:** ,  
**Objective:** Provide decent affordable housing  
**Outcome:** Affordability  
**Matrix Code:** Rehab; Single-Unit Residential (14A)      **National Objective:** LMH

**Activity to prevent, prepare for, and respond to Coronavirus:** No

**Initial Funding Date:** 08/30/2019

**Description:**  
 Rehabilitation of four single-family dwelling units in target area.

**Financing**

	Fund Type	Grant Year	Grant	Funded Amount	Drawn In Program Year	Drawn Thru Program Year
CDBG	EN	2019	B19DC100001	\$40,777.00	\$2,800.00	\$40,777.00
<b>Total</b>	<b>Total</b>			<b>\$40,777.00</b>	<b>\$2,800.00</b>	<b>\$40,777.00</b>

**Proposed Accomplishments**

Housing Units : 4

**Actual Accomplishments**

*Number assisted:*

	<b>Owner</b>		<b>Renter</b>		<b>Total</b>		<b>Person</b>	
	Total	Hispanic	Total	Hispanic	Total	Hispanic	Total	Hispanic
White:	1	0	0	0	1	0	0	0
Black/African American:	0	0	0	0	0	0	0	0
Asian:	0	0	0	0	0	0	0	0
American Indian/Alaskan Native:	0	0	0	0	0	0	0	0
Native Hawaiian/Other Pacific Islander:	0	0	0	0	0	0	0	0
American Indian/Alaskan Native & White:	0	0	0	0	0	0	0	0
Asian White:	0	0	0	0	0	0	0	0
Black/African American & White:	0	0	0	0	0	0	0	0
American Indian/Alaskan Native & Black/African American:	0	0	0	0	0	0	0	0
Other multi-racial:	0	0	0	0	0	0	0	0
Asian/Pacific Islander:	0	0	0	0	0	0	0	0
Hispanic:	0	0	0	0	0	0	0	0
<b>Total:</b>	<b>1</b>	<b>0</b>	<b>0</b>	<b>0</b>	<b>1</b>	<b>0</b>	<b>0</b>	<b>0</b>



U.S. Department of Housing and Urban Development  
 Office of Community Planning and Development  
 Integrated Disbursement and Information System  
 CDBG Activity Summary Report (GPR) for Program Year 2022  
 DELAWARE

Date: 12-Sep-2023  
 Time: 15:33  
 Page: 18

Female-headed Households: 0 0 0

*Income Category:*

	<b>Owner</b>	<b>Renter</b>	<b>Total</b>	<b>Person</b>
Extremely Low	0	0	0	0
Low Mod	0	0	0	0
Moderate	1	0	1	0
Non Low Moderate	0	0	0	0
Total	1	0	1	0
Percent Low/Mod	100.0%		100.0%	

**Annual Accomplishments**

<b>Years</b>	<b>Accomplishment Narrative</b>	<b># Benefitting</b>
2019	Activity to rehabilitate four single-family dwelling units in target area has one unit under open contract.	
2021	1 unit underway	
2022	Activity to rehabilitate four single-family dwelling units in target area has completed one unit and is complete.	



U.S. Department of Housing and Urban Development  
 Office of Community Planning and Development  
 Integrated Disbursement and Information System  
 CDBG Activity Summary Report (GPR) for Program Year 2022  
 DELAWARE

Date: 12-Sep-2023  
 Time: 15:33  
 Page: 19

**PGM Year:** 2019  
**Project:** 0003 - KENT COUNTY FY2019 CDBG PROGRAM  
**IDIS Activity:** 1918 - High Point MHP Rehab  
**Status:** Completed 8/31/2023 12:00:00 AM  
**Location:** ,  
**Objective:** Provide decent affordable housing  
**Outcome:** Affordability  
**Matrix Code:** Rehab; Single-Unit Residential (14A)      **National Objective:** LMH

**Activity to prevent, prepare for, and respond to Coronavirus:** No

**Initial Funding Date:** 08/30/2019

**Description:**  
 Rehabilitation of four single-family dwelling units in target area.

**Financing**

	Fund Type	Grant Year	Grant	Funded Amount	Drawn In Program Year	Drawn Thru Program Year
CDBG	EN	2019	B19DC100001	\$31,400.00	\$12,680.00	\$31,400.00
<b>Total</b>	<b>Total</b>			<b>\$31,400.00</b>	<b>\$12,680.00</b>	<b>\$31,400.00</b>

**Proposed Accomplishments**

Housing Units : 4

**Actual Accomplishments**

*Number assisted:*

	Owner		Renter		Total		Person	
	Total	Hispanic	Total	Hispanic	Total	Hispanic	Total	Hispanic
White:	1	0	0	0	1	0	0	0
Black/African American:	0	0	0	0	0	0	0	0
Asian:	0	0	0	0	0	0	0	0
American Indian/Alaskan Native:	0	0	0	0	0	0	0	0
Native Hawaiian/Other Pacific Islander:	0	0	0	0	0	0	0	0
American Indian/Alaskan Native & White:	0	0	0	0	0	0	0	0
Asian White:	0	0	0	0	0	0	0	0
Black/African American & White:	0	0	0	0	0	0	0	0
American Indian/Alaskan Native & Black/African American:	1	0	0	0	1	0	0	0
Other multi-racial:	0	0	0	0	0	0	0	0
Asian/Pacific Islander:	0	0	0	0	0	0	0	0
Hispanic:	0	0	0	0	0	0	0	0
<b>Total:</b>	<b>2</b>	<b>0</b>	<b>0</b>	<b>0</b>	<b>2</b>	<b>0</b>	<b>0</b>	<b>0</b>



U.S. Department of Housing and Urban Development  
Office of Community Planning and Development  
Integrated Disbursement and Information System  
CDBG Activity Summary Report (GPR) for Program Year 2022  
DELAWARE

Date: 12-Sep-2023  
Time: 15:33  
Page: 20

Female-headed Households:

1 0 1

*Income Category:*

	<b>Owner</b>	<b>Renter</b>	<b>Total</b>	<b>Person</b>
Extremely Low	1	0	1	0
Low Mod	1	0	1	0
Moderate	0	0	0	0
Non Low Moderate	0	0	0	0
Total	2	0	2	0
Percent Low/Mod	100.0%		100.0%	

**Annual Accomplishments**

<b>Years</b>	<b>Accomplishment Narrative</b>	<b># Benefitting</b>
2019		
2021	Activity to rehabilitate four single-family dwelling units in target area has one unit complete, one unit under open contract, and one unit out to bid.	
2022	Activity to rehabilitate four single-family dwelling units in target area has completed two units and is complete.	



U.S. Department of Housing and Urban Development  
 Office of Community Planning and Development  
 Integrated Disbursement and Information System  
 CDBG Activity Summary Report (GPR) for Program Year 2022  
 DELAWARE

Date: 12-Sep-2023  
 Time: 15:33  
 Page: 21

**PGM Year:** 2019  
**Project:** 0003 - KENT COUNTY FY2019 CDBG PROGRAM  
**IDIS Activity:** 1920 - Kentwoods MHP Rehab  
**Status:** Completed 4/21/2023 12:00:00 AM  
**Location:** ,  
**Objective:** Provide decent affordable housing  
**Outcome:** Affordability  
**Matrix Code:** Rehab; Single-Unit Residential (14A)      **National Objective:** LMH

**Activity to prevent, prepare for, and respond to Coronavirus:** No

**Initial Funding Date:** 08/30/2019

**Description:**  
 Rehabilitation of four single-family dwelling units in target area.

**Financing**

	Fund Type	Grant Year	Grant	Funded Amount	Drawn In Program Year	Drawn Thru Program Year
CDBG	EN	2019	B19DC100001	\$19,832.00	\$11,319.00	\$19,832.00
<b>Total</b>	<b>Total</b>			<b>\$19,832.00</b>	<b>\$11,319.00</b>	<b>\$19,832.00</b>

**Proposed Accomplishments**

Housing Units : 4

**Actual Accomplishments**

*Number assisted:*

	Owner		Renter		Total		Person	
	Total	Hispanic	Total	Hispanic	Total	Hispanic	Total	Hispanic
White:	1	0	0	0	1	0	0	0
Black/African American:	0	0	0	0	0	0	0	0
Asian:	0	0	0	0	0	0	0	0
American Indian/Alaskan Native:	0	0	0	0	0	0	0	0
Native Hawaiian/Other Pacific Islander:	0	0	0	0	0	0	0	0
American Indian/Alaskan Native & White:	0	0	0	0	0	0	0	0
Asian White:	0	0	0	0	0	0	0	0
Black/African American & White:	0	0	0	0	0	0	0	0
American Indian/Alaskan Native & Black/African American:	0	0	0	0	0	0	0	0
Other multi-racial:	0	0	0	0	0	0	0	0
Asian/Pacific Islander:	0	0	0	0	0	0	0	0
Hispanic:	0	0	0	0	0	0	0	0
<b>Total:</b>	<b>1</b>	<b>0</b>	<b>0</b>	<b>0</b>	<b>1</b>	<b>0</b>	<b>0</b>	<b>0</b>



U.S. Department of Housing and Urban Development  
 Office of Community Planning and Development  
 Integrated Disbursement and Information System  
 CDBG Activity Summary Report (GPR) for Program Year 2022  
 DELAWARE

Date: 12-Sep-2023  
 Time: 15:33  
 Page: 22

Female-headed Households:

1 0 1

Income Category:

	Owner	Renter	Total	Person
Extremely Low	1	0	1	0
Low Mod	0	0	0	0
Moderate	0	0	0	0
Non Low Moderate	0	0	0	0
Total	1	0	1	0
Percent Low/Mod	100.0%		100.0%	

**Annual Accomplishments**

Years	Accomplishment Narrative	# Benefitting
2019		
2021	Activity to rehabilitate four single-family dwelling units in target area has one unit under contract, and one unit out to bid.	
2022	Activity to rehabilitate four single-family dwelling units in target area has completed one unit and is complete.	





U.S. Department of Housing and Urban Development  
 Office of Community Planning and Development  
 Integrated Disbursement and Information System  
 CDBG Activity Summary Report (GPR) for Program Year 2022  
 DELAWARE

Date: 12-Sep-2023  
 Time: 15:33  
 Page: 23

**PGM Year:** 2019  
**Project:** 0003 - KENT COUNTY FY2019 CDBG PROGRAM  
**IDIS Activity:** 1921 - Kent County FY19 Scattered Sites Rehab  
**Status:** Open  
**Location:** ,  
**Objective:** Provide decent affordable housing  
**Outcome:** Affordability  
**Matrix Code:** Rehab; Single-Unit Residential (14A)      **National Objective:** LMH

**Activity to prevent, prepare for, and respond to Coronavirus:** No

**Initial Funding Date:** 08/30/2019

**Description:**

Rehabilitation of fourteen single-family dwelling units countywide.

**Financing**

	Fund Type	Grant Year	Grant	Funded Amount	Drawn In Program Year	Drawn Thru Program Year
CDBG	EN	2019	B19DC100001	\$340,779.25	\$134,616.28	\$303,554.43
	PI			\$43,357.57	\$37,982.57	\$43,357.57
<b>Total</b>	<b>Total</b>			<b>\$384,136.82</b>	<b>\$172,598.85</b>	<b>\$346,912.00</b>

**Proposed Accomplishments**

Housing Units : 14

**Actual Accomplishments**

*Number assisted:*

	Owner		Renter		Total		Person	
	Total	Hispanic	Total	Hispanic	Total	Hispanic	Total	Hispanic
White:	4	0	0	0	4	0	0	0
Black/African American:	1	0	0	0	1	0	0	0
Asian:	1	1	0	0	1	1	0	0
American Indian/Alaskan Native:	0	0	0	0	0	0	0	0
Native Hawaiian/Other Pacific Islander:	0	0	0	0	0	0	0	0
American Indian/Alaskan Native & White:	0	0	0	0	0	0	0	0
Asian White:	1	0	0	0	1	0	0	0
Black/African American & White:	0	0	0	0	0	0	0	0
American Indian/Alaskan Native & Black/African American:	0	0	0	0	0	0	0	0
Other multi-racial:	1	1	0	0	1	1	0	0
Asian/Pacific Islander:	0	0	0	0	0	0	0	0
Hispanic:	0	0	0	0	0	0	0	0



U.S. Department of Housing and Urban Development  
 Office of Community Planning and Development  
 Integrated Disbursement and Information System  
 CDBG Activity Summary Report (GPR) for Program Year 2022  
 DELAWARE

Date: 12-Sep-2023  
 Time: 15:33  
 Page: 24

<b>Total:</b>	<b>8</b>	<b>2</b>	<b>0</b>	<b>0</b>	<b>8</b>	<b>2</b>	<b>0</b>	<b>0</b>
Female-headed Households:	5		0		5			
<i>Income Category:</i>								
	<b>Owner</b>	<b>Renter</b>	<b>Total</b>	<b>Person</b>				
Extremely Low	3	0	3	0				
Low Mod	4	0	4	0				
Moderate	1	0	1	0				
Non Low Moderate	0	0	0	0				
Total	8	0	8	0				
Percent Low/Mod	100.0%		100.0%					

**Annual Accomplishments**

<b>Years</b>	<b>Accomplishment Narrative</b>	<b># Benefitting</b>
2019	Activity to rehabilitate fourteen single-family dwelling units countywide has four units complete, 5 units under open contract, and seven units out to bid.	
2022	Activity to rehabilitate fourteen single-family dwelling units countywide completed eight additional units.	



U.S. Department of Housing and Urban Development  
 Office of Community Planning and Development  
 Integrated Disbursement and Information System  
 CDBG Activity Summary Report (GPR) for Program Year 2022  
 DELAWARE

Date: 12-Sep-2023  
 Time: 15:33  
 Page: 25

**PGM Year:** 2019  
**Project:** 0003 - KENT COUNTY FY2019 CDBG PROGRAM  
**IDIS Activity:** 1923 - Smyrna Rehab

**Status:** Completed 4/21/2023 12:00:00 AM  
**Location:** ,

**Objective:** Provide decent affordable housing  
**Outcome:** Affordability  
**Matrix Code:** Rehab; Single-Unit Residential (14A)      **National Objective:** LMH

**Activity to prevent, prepare for, and respond to Coronavirus:** No

**Initial Funding Date:** 08/30/2019

**Description:**

Rehabilitation of four single-family dwelling units in target area.

**Financing**

	Fund Type	Grant Year	Grant	Funded Amount	Drawn In Program Year	Drawn Thru Program Year
CDBG	EN	2019	B19DC100001	\$38,531.00	\$18,545.00	\$38,531.00
	PI			\$1,189.00	\$1,189.00	\$1,189.00
<b>Total</b>	<b>Total</b>			<b>\$39,720.00</b>	<b>\$19,734.00</b>	<b>\$39,720.00</b>

**Proposed Accomplishments**

Housing Units : 4

**Actual Accomplishments**

Number assisted:

	Owner		Renter		Total		Person	
	Total	Hispanic	Total	Hispanic	Total	Hispanic	Total	Hispanic
White:	1	0	0	0	1	0	0	0
Black/African American:	0	0	0	0	0	0	0	0
Asian:	0	0	0	0	0	0	0	0
American Indian/Alaskan Native:	0	0	0	0	0	0	0	0
Native Hawaiian/Other Pacific Islander:	0	0	0	0	0	0	0	0
American Indian/Alaskan Native & White:	0	0	0	0	0	0	0	0
Asian White:	0	0	0	0	0	0	0	0
Black/African American & White:	0	0	0	0	0	0	0	0
American Indian/Alaskan Native & Black/African American:	0	0	0	0	0	0	0	0
Other multi-racial:	0	0	0	0	0	0	0	0
Asian/Pacific Islander:	0	0	0	0	0	0	0	0
Hispanic:	0	0	0	0	0	0	0	0



U.S. Department of Housing and Urban Development  
 Office of Community Planning and Development  
 Integrated Disbursement and Information System  
 CDBG Activity Summary Report (GPR) for Program Year 2022  
 DELAWARE

Date: 12-Sep-2023  
 Time: 15:33  
 Page: 26

<b>Total:</b>	<b>1</b>	<b>0</b>	<b>0</b>	<b>0</b>	<b>1</b>	<b>0</b>	<b>0</b>	<b>0</b>
Female-headed Households:	1		0		1			
<i>Income Category:</i>								
	<b>Owner</b>	<b>Renter</b>	<b>Total</b>	<b>Person</b>				
Extremely Low	1	0	1	0				
Low Mod	0	0	0	0				
Moderate	0	0	0	0				
Non Low Moderate	0	0	0	0				
Total	1	0	1	0				
Percent Low/Mod	100.0%		100.0%					

**Annual Accomplishments**

<b>Years</b>	<b>Accomplishment Narrative</b>	<b># Benefitting</b>
2019		
2021	Activity to rehabilitate four single-family dwelling units in target area has two units under contract.	
2022	Rehabilitation of four single-family dwelling units in target area has completed one unit and is complete.	



U.S. Department of Housing and Urban Development  
 Office of Community Planning and Development  
 Integrated Disbursement and Information System  
 CDBG Activity Summary Report (GPR) for Program Year 2022  
 DELAWARE

Date: 12-Sep-2023  
 Time: 15:33  
 Page: 27

**PGM Year:** 2020  
**Project:** 0006 - 2020 State CDBG Administration  
**IDIS Activity:** 1962 - 2020 State CDBG Administration  
**Status:** Completed 12/2/2022 12:00:00 AM  
**Location:** ,  
**Objective:**  
**Outcome:**  
**Matrix Code:** State Administration (21J)      **National Objective:**

**Activity to prevent, prepare for, and respond to Coronavirus:** No

**Initial Funding Date:** 10/20/2020

**Description:**

General Administration of the State of Delaware FY2020 CDBG Program is complete.

**Financing**

	Fund Type	Grant Year	Grant	Funded Amount	Drawn In Program Year	Drawn Thru Program Year
CDBG	EN	2020	B20DC100001	\$175,205.00	\$0.00	\$175,205.00
<b>Total</b>	<b>Total</b>			<b>\$175,205.00</b>	<b>\$0.00</b>	<b>\$175,205.00</b>

**Proposed Accomplishments**

**Actual Accomplishments**

*Number assisted:*

	Owner		Renter		Total		Person	
	Total	Hispanic	Total	Hispanic	Total	Hispanic	Total	Hispanic
White:					0	0		
Black/African American:					0	0		
Asian:					0	0		
American Indian/Alaskan Native:					0	0		
Native Hawaiian/Other Pacific Islander:					0	0		
American Indian/Alaskan Native & White:					0	0		
Asian White:					0	0		
Black/African American & White:					0	0		
American Indian/Alaskan Native & Black/African American:					0	0		
Other multi-racial:					0	0		
Asian/Pacific Islander:					0	0		
Hispanic:					0	0		
<b>Total:</b>	<b>0</b>	<b>0</b>	<b>0</b>	<b>0</b>	<b>0</b>	<b>0</b>	<b>0</b>	<b>0</b>

Female-headed Households:

0



U.S. Department of Housing and Urban Development  
Office of Community Planning and Development  
Integrated Disbursement and Information System  
CDBG Activity Summary Report (GPR) for Program Year 2022  
DELAWARE

Date: 12-Sep-2023

Time: 15:33

Page: 28

*Income Category:*

	<b>Owner</b>	<b>Renter</b>	<b>Total</b>	<b>Person</b>
Extremely Low			0	
Low Mod			0	
Moderate			0	
Non Low Moderate			0	
Total	0	0	0	0
Percent Low/Mod				

**Annual Accomplishments**

No data returned for this view. This might be because the applied filter excludes all data.



U.S. Department of Housing and Urban Development  
 Office of Community Planning and Development  
 Integrated Disbursement and Information System  
 CDBG Activity Summary Report (GPR) for Program Year 2022  
 DELAWARE

Date: 12-Sep-2023  
 Time: 15:33  
 Page: 29

**PGM Year:** 2020  
**Project:** 0008 - SUSSEX COUNTY FY2020 CDBG PROGRAM  
**IDIS Activity:** 1963 - Sussex County FY2020 CDBG General Administration  
**Status:** Completed 8/3/2022 12:00:00 AM  
**Location:** ,  
**Objective:**  
**Outcome:**  
**Matrix Code:** General Program Administration (21A)      **National Objective:**

**Activity to prevent, prepare for, and respond to Coronavirus:** No

**Initial Funding Date:** 10/20/2020

**Description:**

General administration of Sussex County's FY2020 CDBG program is complete.

**Financing**

	Fund Type	Grant Year	Grant	Funded Amount	Drawn In Program Year	Drawn Thru Program Year
CDBG	EN	2020	B20DC100001	\$125,000.00	\$0.00	\$125,000.00
<b>Total</b>	<b>Total</b>			<b>\$125,000.00</b>	<b>\$0.00</b>	<b>\$125,000.00</b>

**Proposed Accomplishments**

**Actual Accomplishments**

*Number assisted:*

	Owner		Renter		Total		Person	
	Total	Hispanic	Total	Hispanic	Total	Hispanic	Total	Hispanic
White:					0	0		
Black/African American:					0	0		
Asian:					0	0		
American Indian/Alaskan Native:					0	0		
Native Hawaiian/Other Pacific Islander:					0	0		
American Indian/Alaskan Native & White:					0	0		
Asian White:					0	0		
Black/African American & White:					0	0		
American Indian/Alaskan Native & Black/African American:					0	0		
Other multi-racial:					0	0		
Asian/Pacific Islander:					0	0		
Hispanic:					0	0		
<b>Total:</b>	<b>0</b>	<b>0</b>	<b>0</b>	<b>0</b>	<b>0</b>	<b>0</b>	<b>0</b>	<b>0</b>

Female-headed Households:

0



U.S. Department of Housing and Urban Development  
Office of Community Planning and Development  
Integrated Disbursement and Information System  
CDBG Activity Summary Report (GPR) for Program Year 2022  
DELAWARE

Date: 12-Sep-2023

Time: 15:33

Page: 30

*Income Category:*

	<b>Owner</b>	<b>Renter</b>	<b>Total</b>	<b>Person</b>
Extremely Low			0	
Low Mod			0	
Moderate			0	
Non Low Moderate			0	
Total	0	0	0	0
Percent Low/Mod				

**Annual Accomplishments**

No data returned for this view. This might be because the applied filter excludes all data.





U.S. Department of Housing and Urban Development  
 Office of Community Planning and Development  
 Integrated Disbursement and Information System  
 CDBG Activity Summary Report (GPR) for Program Year 2022  
 DELAWARE

Date: 12-Sep-2023  
 Time: 15:33  
 Page: 31

**PGM Year:** 2020  
**Project:** 0008 - SUSSEX COUNTY FY2020 CDBG PROGRAM  
**IDIS Activity:** 1964 - Bridgeville Rehab  
**Status:** Completed 6/30/2022 12:00:00 AM  
**Location:** ,  
**Objective:** Provide decent affordable housing  
**Outcome:** Affordability  
**Matrix Code:** Rehab; Single-Unit Residential (14A)      **National Objective:** LMH

**Activity to prevent, prepare for, and respond to Coronavirus:** No

**Initial Funding Date:** 10/20/2020

**Description:**  
 Rehabilitation of four single-family dwelling units in target area.

**Financing**

	Fund Type	Grant Year	Grant	Funded Amount	Drawn In Program Year	Drawn Thru Program Year
CDBG	EN	2020	B20DC100001	\$64,000.00	\$1,300.00	\$64,000.00
<b>Total</b>	<b>Total</b>			<b>\$64,000.00</b>	<b>\$1,300.00</b>	<b>\$64,000.00</b>

**Proposed Accomplishments**

Housing Units : 4

**Actual Accomplishments**

*Number assisted:*

	Owner		Renter		Total		Person	
	Total	Hispanic	Total	Hispanic	Total	Hispanic	Total	Hispanic
White:	0	0	0	0	0	0		0
Black/African American:	3	0	0	0	3	0	0	0
Asian:	0	0	0	0	0	0	0	0
American Indian/Alaskan Native:	0	0	0	0	0	0	0	0
Native Hawaiian/Other Pacific Islander:	0	0	0	0	0	0	0	0
American Indian/Alaskan Native & White:	0	0	0	0	0	0	0	0
Asian White:	0	0	0	0	0	0	0	0
Black/African American & White:	0	0	0	0	0	0	0	0
American Indian/Alaskan Native & Black/African American:	0	0	0	0	0	0	0	0
Other multi-racial:	0	0	0	0	0	0	0	0
Asian/Pacific Islander:	0	0	0	0	0	0	0	0
Hispanic:	0	0	0	0	0	0	0	0
<b>Total:</b>	<b>3</b>	<b>0</b>	<b>0</b>	<b>0</b>	<b>3</b>	<b>0</b>	<b>0</b>	<b>0</b>





U.S. Department of Housing and Urban Development  
 Office of Community Planning and Development  
 Integrated Disbursement and Information System  
 CDBG Activity Summary Report (GPR) for Program Year 2022  
 DELAWARE

Date: 12-Sep-2023  
 Time: 15:33  
 Page: 33

**PGM Year:** 2020  
**Project:** 0008 - SUSSEX COUNTY FY2020 CDBG PROGRAM  
**IDIS Activity:** 1965 - Cedar Creek Rehab  
**Status:** Completed 6/30/2022 12:00:00 AM  
**Location:** ,  
**Objective:** Provide decent affordable housing  
**Outcome:** Affordability  
**Matrix Code:** Rehab; Single-Unit Residential (14A)      **National Objective:** LMH

**Activity to prevent, prepare for, and respond to Coronavirus:** No

**Initial Funding Date:** 10/20/2020

**Description:**

Rehabilitation of four single-family dwelling units in target area.

**Financing**

	Fund Type	Grant Year	Grant	Funded Amount	Drawn In Program Year	Drawn Thru Program Year
CDBG	EN	2020	B20DC100001	\$44,000.00	\$5,518.00	\$44,000.00
	PI			\$5,518.00	\$0.00	\$5,518.00
<b>Total</b>	<b>Total</b>			<b>\$49,518.00</b>	<b>\$5,518.00</b>	<b>\$49,518.00</b>

**Proposed Accomplishments**

Housing Units : 4

**Actual Accomplishments**

*Number assisted:*

	Owner		Renter		Total		Person	
	Total	Hispanic	Total	Hispanic	Total	Hispanic	Total	Hispanic
White:	3	0	0	0	3	0	0	0
Black/African American:	1	0	0	0	1	0	0	0
Asian:	0	0	0	0	0	0	0	0
American Indian/Alaskan Native:	0	0	0	0	0	0	0	0
Native Hawaiian/Other Pacific Islander:	0	0	0	0	0	0	0	0
American Indian/Alaskan Native & White:	0	0	0	0	0	0	0	0
Asian White:	0	0	0	0	0	0	0	0
Black/African American & White:	0	0	0	0	0	0	0	0
American Indian/Alaskan Native & Black/African American:	0	0	0	0	0	0	0	0
Other multi-racial:	0	0	0	0	0	0	0	0
Asian/Pacific Islander:	0	0	0	0	0	0	0	0
Hispanic:	0	0	0	0	0	0	0	0



U.S. Department of Housing and Urban Development  
 Office of Community Planning and Development  
 Integrated Disbursement and Information System  
 CDBG Activity Summary Report (GPR) for Program Year 2022  
 DELAWARE

Date: 12-Sep-2023  
 Time: 15:33  
 Page: 34

<b>Total:</b>	<b>4</b>	<b>0</b>	<b>0</b>	<b>0</b>	<b>4</b>	<b>0</b>	<b>0</b>	<b>0</b>
Female-headed Households:	1		0		1			
<i>Income Category:</i>								
	<b>Owner</b>	<b>Renter</b>	<b>Total</b>	<b>Person</b>				
Extremely Low	1	0	1	0				
Low Mod	2	0	2	0				
Moderate	1	0	1	0				
Non Low Moderate	0	0	0	0				
Total	4	0	4	0				
Percent Low/Mod	100.0%		100.0%					

**Annual Accomplishments**

<b>Years</b>	<b>Accomplishment Narrative</b>	<b># Benefitting</b>
2020 2022	Activity to rehabilitate four single-family dwelling units in target area has completed four units, and is complete.	



U.S. Department of Housing and Urban Development  
 Office of Community Planning and Development  
 Integrated Disbursement and Information System  
 CDBG Activity Summary Report (GPR) for Program Year 2022  
 DELAWARE

Date: 12-Sep-2023  
 Time: 15:33  
 Page: 35

**PGM Year:** 2020  
**Project:** 0008 - SUSSEX COUNTY FY2020 CDBG PROGRAM  
**IDIS Activity:** 1966 - Coverdale Rehab  
 Status: Completed 8/3/2022 12:00:00 AM  
 Location: ,  
 Objective: Provide decent affordable housing  
 Outcome: Affordability  
 Matrix Code: Rehab; Single-Unit Residential (14A)      National Objective: LMH

**Activity to prevent, prepare for, and respond to Coronavirus:** No

**Initial Funding Date:** 10/20/2020

**Description:**  
 Rehabilitation of four single-family dwelling units in target area.

**Financing**

	Fund Type	Grant Year	Grant	Funded Amount	Drawn In Program Year	Drawn Thru Program Year
CDBG	EN	2020	B20DC100001	\$64,000.00	\$0.00	\$64,000.00
<b>Total</b>	<b>Total</b>			<b>\$64,000.00</b>	<b>\$0.00</b>	<b>\$64,000.00</b>

**Proposed Accomplishments**

Housing Units : 4

**Actual Accomplishments**

*Number assisted:*

	Owner		Renter		Total		Person	
	Total	Hispanic	Total	Hispanic	Total	Hispanic	Total	Hispanic
White:	0	0	0	0	0	0		0
Black/African American:	5	0	0	0	5	0	0	0
Asian:	0	0	0	0	0	0	0	0
American Indian/Alaskan Native:	0	0	0	0	0	0	0	0
Native Hawaiian/Other Pacific Islander:	0	0	0	0	0	0	0	0
American Indian/Alaskan Native & White:	0	0	0	0	0	0	0	0
Asian White:	0	0	0	0	0	0	0	0
Black/African American & White:	0	0	0	0	0	0	0	0
American Indian/Alaskan Native & Black/African American:	0	0	0	0	0	0	0	0
Other multi-racial:	0	0	0	0	0	0	0	0
Asian/Pacific Islander:	0	0	0	0	0	0	0	0
Hispanic:	0	0	0	0	0	0	0	0
<b>Total:</b>	<b>5</b>	<b>0</b>	<b>0</b>	<b>0</b>	<b>5</b>	<b>0</b>	<b>0</b>	<b>0</b>



U.S. Department of Housing and Urban Development  
 Office of Community Planning and Development  
 Integrated Disbursement and Information System  
 CDBG Activity Summary Report (GPR) for Program Year 2022  
 DELAWARE

Date: 12-Sep-2023  
 Time: 15:33  
 Page: 36

Female-headed Households: 5 0 5

*Income Category:*

	<b>Owner</b>	<b>Renter</b>	<b>Total</b>	<b>Person</b>
Extremely Low	3	0	3	0
Low Mod	1	0	1	0
Moderate	1	0	1	0
Non Low Moderate	0	0	0	0
Total	5	0	5	0
Percent Low/Mod	100.0%		100.0%	

**Annual Accomplishments**

<b>Years</b>	<b>Accomplishment Narrative</b>	<b># Benefitting</b>
2020	Activity to rehabilitate four single-family dwelling units in target area has completed five units and is complete.	



U.S. Department of Housing and Urban Development  
 Office of Community Planning and Development  
 Integrated Disbursement and Information System  
 CDBG Activity Summary Report (GPR) for Program Year 2022  
 DELAWARE

Date: 12-Sep-2023  
 Time: 15:33  
 Page: 37

**PGM Year:** 2020  
**Project:** 0008 - SUSSEX COUNTY FY2020 CDBG PROGRAM  
**IDIS Activity:** 1967 - Delmar Rehab  
 Status: Completed 6/30/2022 12:00:00 AM  
 Location: ,  
 Objective: Provide decent affordable housing  
 Outcome: Affordability  
 Matrix Code: Rehab; Single-Unit Residential (14A)      National Objective: LMH

**Activity to prevent, prepare for, and respond to Coronavirus:** No

**Initial Funding Date:** 10/20/2020

**Description:**  
 Rehabilitation of five single-family dwelling units town wide.

**Financing**

	Fund Type	Grant Year	Grant	Funded Amount	Drawn In Program Year	Drawn Thru Program Year
CDBG	EN	2020	B20DC100001	\$80,000.00	\$24,150.00	\$80,000.00
<b>Total</b>	<b>Total</b>			<b>\$80,000.00</b>	<b>\$24,150.00</b>	<b>\$80,000.00</b>

**Proposed Accomplishments**

Housing Units : 5

**Actual Accomplishments**

Number assisted:

	Owner		Renter		Total		Person	
	Total	Hispanic	Total	Hispanic	Total	Hispanic	Total	Hispanic
White:	4	0	0	0	4	0	0	0
Black/African American:	2	0	0	0	2	0	0	0
Asian:	0	0	0	0	0	0	0	0
American Indian/Alaskan Native:	0	0	0	0	0	0	0	0
Native Hawaiian/Other Pacific Islander:	0	0	0	0	0	0	0	0
American Indian/Alaskan Native & White:	0	0	0	0	0	0	0	0
Asian White:	0	0	0	0	0	0	0	0
Black/African American & White:	0	0	0	0	0	0	0	0
American Indian/Alaskan Native & Black/African American:	0	0	0	0	0	0	0	0
Other multi-racial:	0	0	0	0	0	0	0	0
Asian/Pacific Islander:	0	0	0	0	0	0	0	0
Hispanic:	0	0	0	0	0	0	0	0
<b>Total:</b>	<b>6</b>	<b>0</b>	<b>0</b>	<b>0</b>	<b>6</b>	<b>0</b>	<b>0</b>	<b>0</b>



U.S. Department of Housing and Urban Development  
 Office of Community Planning and Development  
 Integrated Disbursement and Information System  
 CDBG Activity Summary Report (GPR) for Program Year 2022  
 DELAWARE

Date: 12-Sep-2023  
 Time: 15:33  
 Page: 38

Female-headed Households: 5 0 5

*Income Category:*

	<b>Owner</b>	<b>Renter</b>	<b>Total</b>	<b>Person</b>
Extremely Low	2	0	2	0
Low Mod	3	0	3	0
Moderate	1	0	1	0
Non Low Moderate	0	0	0	0
Total	6	0	6	0
Percent Low/Mod	100.0%		100.0%	

**Annual Accomplishments**

<b>Years</b>	<b>Accomplishment Narrative</b>	<b># Benefitting</b>
2020	Activity to rehabilitate five single-family dwelling units town wide has completed six units and is complete.	
2022		





U.S. Department of Housing and Urban Development  
 Office of Community Planning and Development  
 Integrated Disbursement and Information System  
 CDBG Activity Summary Report (GPR) for Program Year 2022  
 DELAWARE

Date: 12-Sep-2023  
 Time: 15:33  
 Page: 39

**PGM Year:** 2020  
**Project:** 0008 - SUSSEX COUNTY FY2020 CDBG PROGRAM  
**IDIS Activity:** 1969 - Georgetown Rehab  
**Status:** Completed 8/3/2022 12:00:00 AM  
**Location:** ,  
**Objective:** Provide decent affordable housing  
**Outcome:** Affordability  
**Matrix Code:** Rehab; Single-Unit Residential (14A)      **National Objective:** LMH

**Activity to prevent, prepare for, and respond to Coronavirus:** No

**Initial Funding Date:** 10/20/2020

**Description:**  
 Rehabilitation of four single-family dwelling units in target area.

**Financing**

	Fund Type	Grant Year	Grant	Funded Amount	Drawn In Program Year	Drawn Thru Program Year
CDBG	EN	2020	B20DC100001	\$70,000.00	\$0.00	\$70,000.00
<b>Total</b>	<b>Total</b>			<b>\$70,000.00</b>	<b>\$0.00</b>	<b>\$70,000.00</b>

**Proposed Accomplishments**

Housing Units : 4

**Actual Accomplishments**

*Number assisted:*

	Owner		Renter		Total		Person	
	Total	Hispanic	Total	Hispanic	Total	Hispanic	Total	Hispanic
White:	1	0	0	0	1	0	0	0
Black/African American:	1	0	0	0	1	0	0	0
Asian:	0	0	0	0	0	0	0	0
American Indian/Alaskan Native:	0	0	0	0	0	0	0	0
Native Hawaiian/Other Pacific Islander:	0	0	0	0	0	0	0	0
American Indian/Alaskan Native & White:	0	0	0	0	0	0	0	0
Asian White:	0	0	0	0	0	0	0	0
Black/African American & White:	0	0	0	0	0	0	0	0
American Indian/Alaskan Native & Black/African American:	0	0	0	0	0	0	0	0
Other multi-racial:	1	1	0	0	1	1	0	0
Asian/Pacific Islander:	0	0	0	0	0	0	0	0
Hispanic:	0	0	0	0	0	0	0	0
<b>Total:</b>	<b>3</b>	<b>1</b>	<b>0</b>	<b>0</b>	<b>3</b>	<b>1</b>	<b>0</b>	<b>0</b>



U.S. Department of Housing and Urban Development  
 Office of Community Planning and Development  
 Integrated Disbursement and Information System  
 CDBG Activity Summary Report (GPR) for Program Year 2022  
 DELAWARE

Date: 12-Sep-2023  
 Time: 15:33  
 Page: 40

Female-headed Households: 3 0 3

*Income Category:*

	<b>Owner</b>	<b>Renter</b>	<b>Total</b>	<b>Person</b>
Extremely Low	1	0	1	0
Low Mod	1	0	1	0
Moderate	1	0	1	0
Non Low Moderate	0	0	0	0
Total	3	0	3	0
Percent Low/Mod	100.0%		100.0%	

**Annual Accomplishments**

<b>Years</b>	<b>Accomplishment Narrative</b>	<b># Benefitting</b>
2020	Activity to rehabilitate four single-family dwelling units in target area has completed three units and is complete.	



U.S. Department of Housing and Urban Development  
 Office of Community Planning and Development  
 Integrated Disbursement and Information System  
 CDBG Activity Summary Report (GPR) for Program Year 2022  
 DELAWARE

Date: 12-Sep-2023  
 Time: 15:33  
 Page: 41

**PGM Year:** 2020  
**Project:** 0008 - SUSSEX COUNTY FY2020 CDBG PROGRAM  
**IDIS Activity:** 1970 - Handicap Accessibility Home Improvements  
**Status:** Completed 6/30/2022 12:00:00 AM  
**Location:** ,  
**Objective:** Provide decent affordable housing  
**Outcome:** Availability/accessibility  
**Matrix Code:** Rehab; Single-Unit Residential (14A)      **National Objective:** LMH

**Activity to prevent, prepare for, and respond to Coronavirus:** No

**Initial Funding Date:** 10/20/2020

**Description:**  
 Handicap Accessibility Improvements for eight single-family dwelling units countywide.

**Financing**

	Fund Type	Grant Year	Grant	Funded Amount	Drawn In Program Year	Drawn Thru Program Year
CDBG	EN	2020	B20DC100001	\$48,000.00	\$9,250.00	\$48,000.00
<b>Total</b>	<b>Total</b>			<b>\$48,000.00</b>	<b>\$9,250.00</b>	<b>\$48,000.00</b>

**Proposed Accomplishments**

Housing Units : 8

**Actual Accomplishments**

*Number assisted:*

	Owner		Renter		Total		Person	
	Total	Hispanic	Total	Hispanic	Total	Hispanic	Total	Hispanic
White:	4	0	0	0	4	0	0	0
Black/African American:	5	0	0	0	5	0	0	0
Asian:	0	0	0	0	0	0	0	0
American Indian/Alaskan Native:	0	0	0	0	0	0	0	0
Native Hawaiian/Other Pacific Islander:	0	0	0	0	0	0	0	0
American Indian/Alaskan Native & White:	0	0	0	0	0	0	0	0
Asian White:	0	0	0	0	0	0	0	0
Black/African American & White:	0	0	0	0	0	0	0	0
American Indian/Alaskan Native & Black/African American:	0	0	0	0	0	0	0	0
Other multi-racial:	0	0	0	0	0	0	0	0
Asian/Pacific Islander:	0	0	0	0	0	0	0	0
Hispanic:	0	0	0	0	0	0	0	0
<b>Total:</b>	<b>9</b>	<b>0</b>	<b>0</b>	<b>0</b>	<b>9</b>	<b>0</b>	<b>0</b>	<b>0</b>



U.S. Department of Housing and Urban Development  
 Office of Community Planning and Development  
 Integrated Disbursement and Information System  
 CDBG Activity Summary Report (GPR) for Program Year 2022  
 DELAWARE

Date: 12-Sep-2023  
 Time: 15:33  
 Page: 42

Female-headed Households: 9 0 9

*Income Category:*

	<b>Owner</b>	<b>Renter</b>	<b>Total</b>	<b>Person</b>
Extremely Low	4	0	4	0
Low Mod	4	0	4	0
Moderate	1	0	1	0
Non Low Moderate	0	0	0	0
Total	9	0	9	0
Percent Low/Mod	100.0%		100.0%	

**Annual Accomplishments**

<b>Years</b>	<b>Accomplishment Narrative</b>	<b># Benefitting</b>
2020	Activity to provide Handicap Accessibility Improvements for eight single-family dwelling units countywide has completed nine units and is complete.	



U.S. Department of Housing and Urban Development  
 Office of Community Planning and Development  
 Integrated Disbursement and Information System  
 CDBG Activity Summary Report (GPR) for Program Year 2022  
 DELAWARE

Date: 12-Sep-2023  
 Time: 15:33  
 Page: 43

**PGM Year:** 2020  
**Project:** 0008 - SUSSEX COUNTY FY2020 CDBG PROGRAM  
**IDIS Activity:** 1971 - Laurel Rehab  
 Status: Completed 8/4/2022 12:00:00 AM  
 Location: ,  
 Objective: Provide decent affordable housing  
 Outcome: Affordability  
 Matrix Code: Rehab; Single-Unit Residential (14A)      National Objective: LMH

**Activity to prevent, prepare for, and respond to Coronavirus:** No

**Initial Funding Date:** 10/20/2020

**Description:**  
 Rehabilitation of seven single-family dwelling units town wide.

**Financing**

	Fund Type	Grant Year	Grant	Funded Amount	Drawn In Program Year	Drawn Thru Program Year
CDBG	EN	2020	B20DC100001	\$122,500.00	\$0.00	\$122,500.00
<b>Total</b>	<b>Total</b>			<b>\$122,500.00</b>	<b>\$0.00</b>	<b>\$122,500.00</b>

**Proposed Accomplishments**

Housing Units : 7

**Actual Accomplishments**

Number assisted:

	Owner		Renter		Total		Person	
	Total	Hispanic	Total	Hispanic	Total	Hispanic	Total	Hispanic
White:	2	0	0	0	2	0	0	0
Black/African American:	4	0	0	0	4	0	0	0
Asian:	0	0	0	0	0	0	0	0
American Indian/Alaskan Native:	0	0	0	0	0	0	0	0
Native Hawaiian/Other Pacific Islander:	0	0	0	0	0	0	0	0
American Indian/Alaskan Native & White:	0	0	0	0	0	0	0	0
Asian White:	0	0	0	0	0	0	0	0
Black/African American & White:	0	0	0	0	0	0	0	0
American Indian/Alaskan Native & Black/African American:	0	0	0	0	0	0	0	0
Other multi-racial:	0	0	0	0	0	0	0	0
Asian/Pacific Islander:	0	0	0	0	0	0	0	0
Hispanic:	0	0	0	0	0	0	0	0
<b>Total:</b>	<b>6</b>	<b>0</b>	<b>0</b>	<b>0</b>	<b>6</b>	<b>0</b>	<b>0</b>	<b>0</b>



U.S. Department of Housing and Urban Development  
 Office of Community Planning and Development  
 Integrated Disbursement and Information System  
 CDBG Activity Summary Report (GPR) for Program Year 2022  
 DELAWARE

Date: 12-Sep-2023  
 Time: 15:33  
 Page: 44

Female-headed Households: 5 0 5

*Income Category:*

	<b>Owner</b>	<b>Renter</b>	<b>Total</b>	<b>Person</b>
Extremely Low	4	0	4	0
Low Mod	1	0	1	0
Moderate	1	0	1	0
Non Low Moderate	0	0	0	0
Total	6	0	6	0
Percent Low/Mod	100.0%		100.0%	

**Annual Accomplishments**

<b>Years</b>	<b>Accomplishment Narrative</b>	<b># Benefitting</b>
2020	Activity to rehabilitate seven single-family dwelling units town-wide has completed six units and is complete.	



U.S. Department of Housing and Urban Development  
 Office of Community Planning and Development  
 Integrated Disbursement and Information System  
 CDBG Activity Summary Report (GPR) for Program Year 2022  
 DELAWARE

Date: 12-Sep-2023  
 Time: 15:33  
 Page: 45

**PGM Year:** 2020  
**Project:** 0008 - SUSSEX COUNTY FY2020 CDBG PROGRAM  
**IDIS Activity:** 1972 - Milford Rehab  
**Status:** Completed 8/4/2022 12:00:00 AM  
**Location:** ,  
**Objective:** Provide decent affordable housing  
**Outcome:** Affordability  
**Matrix Code:** Rehab; Single-Unit Residential (14A)      **National Objective:** LMH

**Activity to prevent, prepare for, and respond to Coronavirus:** No

**Initial Funding Date:** 10/20/2020

**Description:**

Rehabilitation of four single-family dwelling units in target area.

**Financing**

	Fund Type	Grant Year	Grant	Funded Amount	Drawn In Program Year	Drawn Thru Program Year
CDBG	EN	2020	B20DC100001	\$70,000.00	\$0.00	\$70,000.00
<b>Total</b>	<b>Total</b>			<b>\$70,000.00</b>	<b>\$0.00</b>	<b>\$70,000.00</b>

**Proposed Accomplishments**

Housing Units : 4

**Actual Accomplishments**

Number assisted:

	Owner		Renter		Total		Person	
	Total	Hispanic	Total	Hispanic	Total	Hispanic	Total	Hispanic
White:	2	0	0	0	2	0	0	0
Black/African American:	1	0	0	0	1	0	0	0
Asian:	0	0	0	0	0	0	0	0
American Indian/Alaskan Native:	0	0	0	0	0	0	0	0
Native Hawaiian/Other Pacific Islander:	0	0	0	0	0	0	0	0
American Indian/Alaskan Native & White:	0	0	0	0	0	0	0	0
Asian White:	0	0	0	0	0	0	0	0
Black/African American & White:	0	0	0	0	0	0	0	0
American Indian/Alaskan Native & Black/African American:	0	0	0	0	0	0	0	0
Other multi-racial:	1	1	0	0	1	1	0	0
Asian/Pacific Islander:	0	0	0	0	0	0	0	0
Hispanic:	0	0	0	0	0	0	0	0
<b>Total:</b>	<b>4</b>	<b>1</b>	<b>0</b>	<b>0</b>	<b>4</b>	<b>1</b>	<b>0</b>	<b>0</b>



U.S. Department of Housing and Urban Development  
 Office of Community Planning and Development  
 Integrated Disbursement and Information System  
 CDBG Activity Summary Report (GPR) for Program Year 2022  
 DELAWARE

Date: 12-Sep-2023  
 Time: 15:33  
 Page: 46

Female-headed Households: 1 0 1

*Income Category:*

	<b>Owner</b>	<b>Renter</b>	<b>Total</b>	<b>Person</b>
Extremely Low	0	0	0	0
Low Mod	3	0	3	0
Moderate	1	0	1	0
Non Low Moderate	0	0	0	0
Total	4	0	4	0
Percent Low/Mod	100.0%		100.0%	

**Annual Accomplishments**

<b>Years</b>	<b>Accomplishment Narrative</b>	<b># Benefitting</b>
2020	Activity to rehabilitate four single-family dwelling units in target area has completed four units, and is complete.	





U.S. Department of Housing and Urban Development  
 Office of Community Planning and Development  
 Integrated Disbursement and Information System  
 CDBG Activity Summary Report (GPR) for Program Year 2022  
 DELAWARE

Date: 12-Sep-2023  
 Time: 15:33  
 Page: 47

**PGM Year:** 2020  
**Project:** 0008 - SUSSEX COUNTY FY2020 CDBG PROGRAM  
**IDIS Activity:** 1973 - Millsboro Rehab  
 Status: Completed 8/4/2022 12:00:00 AM  
 Location: ,  
 Objective: Provide decent affordable housing  
 Outcome: Affordability  
 Matrix Code: Rehab; Single-Unit Residential (14A)      National Objective: LMH

**Activity to prevent, prepare for, and respond to Coronavirus:** No

**Initial Funding Date:** 10/20/2020

**Description:**  
 Rehabilitation of four single-family dwelling units town wide.

**Financing**

	Fund Type	Grant Year	Grant	Funded Amount	Drawn In Program Year	Drawn Thru Program Year
CDBG	EN	2020	B20DC100001	\$70,000.00	\$0.00	\$70,000.00
<b>Total</b>	<b>Total</b>			<b>\$70,000.00</b>	<b>\$0.00</b>	<b>\$70,000.00</b>

**Proposed Accomplishments**

Housing Units : 4

**Actual Accomplishments**

Number assisted:

	Owner		Renter		Total		Person	
	Total	Hispanic	Total	Hispanic	Total	Hispanic	Total	Hispanic
White:	3	0	0	0	3	0	0	0
Black/African American:	3	0	0	0	3	0	0	0
Asian:	0	0	0	0	0	0	0	0
American Indian/Alaskan Native:	0	0	0	0	0	0	0	0
Native Hawaiian/Other Pacific Islander:	0	0	0	0	0	0	0	0
American Indian/Alaskan Native & White:	0	0	0	0	0	0	0	0
Asian White:	0	0	0	0	0	0	0	0
Black/African American & White:	0	0	0	0	0	0	0	0
American Indian/Alaskan Native & Black/African American:	0	0	0	0	0	0	0	0
Other multi-racial:	0	0	0	0	0	0	0	0
Asian/Pacific Islander:	0	0	0	0	0	0	0	0
Hispanic:	0	0	0	0	0	0	0	0
<b>Total:</b>	<b>6</b>	<b>0</b>	<b>0</b>	<b>0</b>	<b>6</b>	<b>0</b>	<b>0</b>	<b>0</b>



U.S. Department of Housing and Urban Development  
 Office of Community Planning and Development  
 Integrated Disbursement and Information System  
 CDBG Activity Summary Report (GPR) for Program Year 2022  
 DELAWARE

Date: 12-Sep-2023  
 Time: 15:33  
 Page: 48

Female-headed Households: 6 0 6

*Income Category:*

	<b>Owner</b>	<b>Renter</b>	<b>Total</b>	<b>Person</b>
Extremely Low	5	0	5	0
Low Mod	1	0	1	0
Moderate	0	0	0	0
Non Low Moderate	0	0	0	0
Total	6	0	6	0
Percent Low/Mod	100.0%		100.0%	

**Annual Accomplishments**

<b>Years</b>	<b>Accomplishment Narrative</b>	<b># Benefitting</b>
2020	Activity to rehabilitate four single-family dwelling units town wide has completed six units and is complete.	



U.S. Department of Housing and Urban Development  
 Office of Community Planning and Development  
 Integrated Disbursement and Information System  
 CDBG Activity Summary Report (GPR) for Program Year 2022  
 DELAWARE

Date: 12-Sep-2023  
 Time: 15:33  
 Page: 49

**PGM Year:** 2020  
**Project:** 0008 - SUSSEX COUNTY FY2020 CDBG PROGRAM  
**IDIS Activity:** 1974 - Possum Point Rehab  
**Status:** Completed 8/3/2022 12:00:00 AM  
**Location:** ,  
**Objective:** Provide decent affordable housing  
**Outcome:** Affordability  
**Matrix Code:** Rehab; Single-Unit Residential (14A)      **National Objective:** LMH

**Activity to prevent, prepare for, and respond to Coronavirus:** No

**Initial Funding Date:** 10/20/2020

**Description:**

Rehabilitation of four single-family dwelling units in target area.

**Financing**

	Fund Type	Grant Year	Grant	Funded Amount	Drawn In Program Year	Drawn Thru Program Year
CDBG	EN	2020	B20DC100001	\$56,000.00	\$0.00	\$56,000.00
<b>Total</b>	<b>Total</b>			<b>\$56,000.00</b>	<b>\$0.00</b>	<b>\$56,000.00</b>

**Proposed Accomplishments**

Housing Units : 4

**Actual Accomplishments**

Number assisted:

	Owner		Renter		Total		Person	
	Total	Hispanic	Total	Hispanic	Total	Hispanic	Total	Hispanic
White:	0	0	0	0	0	0		0
Black/African American:	3	0	0	0	3	0	0	0
Asian:	0	0	0	0	0	0	0	0
American Indian/Alaskan Native:	0	0	0	0	0	0	0	0
Native Hawaiian/Other Pacific Islander:	0	0	0	0	0	0	0	0
American Indian/Alaskan Native & White:	0	0	0	0	0	0	0	0
Asian White:	0	0	0	0	0	0	0	0
Black/African American & White:	0	0	0	0	0	0	0	0
American Indian/Alaskan Native & Black/African American:	0	0	0	0	0	0	0	0
Other multi-racial:	0	0	0	0	0	0	0	0
Asian/Pacific Islander:	0	0	0	0	0	0	0	0
Hispanic:	0	0	0	0	0	0	0	0
<b>Total:</b>	<b>3</b>	<b>0</b>	<b>0</b>	<b>0</b>	<b>3</b>	<b>0</b>	<b>0</b>	<b>0</b>



U.S. Department of Housing and Urban Development  
 Office of Community Planning and Development  
 Integrated Disbursement and Information System  
 CDBG Activity Summary Report (GPR) for Program Year 2022  
 DELAWARE

Date: 12-Sep-2023  
 Time: 15:33  
 Page: 50

Female-headed Households: 3 0 3

*Income Category:*

	<b>Owner</b>	<b>Renter</b>	<b>Total</b>	<b>Person</b>
Extremely Low	2	0	2	0
Low Mod	0	0	0	0
Moderate	1	0	1	0
Non Low Moderate	0	0	0	0
Total	3	0	3	0
Percent Low/Mod	100.0%		100.0%	

**Annual Accomplishments**

<b>Years</b>	<b>Accomplishment Narrative</b>	<b># Benefitting</b>
2020	Activity to rehabilitate four single-family dwelling units in target area has completed three units and is complete.	



U.S. Department of Housing and Urban Development  
 Office of Community Planning and Development  
 Integrated Disbursement and Information System  
 CDBG Activity Summary Report (GPR) for Program Year 2022  
 DELAWARE

Date: 12-Sep-2023  
 Time: 15:33  
 Page: 51

**PGM Year:** 2020  
**Project:** 0008 - SUSSEX COUNTY FY2020 CDBG PROGRAM  
**IDIS Activity:** 1975 - Sussex County FY20 Rehab Administration  
**Status:** Completed 8/3/2022 12:00:00 AM  
**Location:** ,  
**Objective:** Provide decent affordable housing  
**Outcome:** Affordability  
**Matrix Code:** Rehabilitation Administration (14H)      **National Objective:** LMH

**Activity to prevent, prepare for, and respond to Coronavirus:** No

**Initial Funding Date:** 10/20/2020

**Description:**  
 Administration of Sussex County's FY2020 Housing Rehabilitation Program.

**Financing**

	Fund Type	Grant Year	Grant	Funded Amount	Drawn In Program Year	Drawn Thru Program Year
CDBG	EN	2020	B20DC100001	\$75,000.00	\$0.00	\$75,000.00
<b>Total</b>	<b>Total</b>			<b>\$75,000.00</b>	<b>\$0.00</b>	<b>\$75,000.00</b>

**Proposed Accomplishments**

**Actual Accomplishments**

*Number assisted:*

	Owner		Renter		Total		Person	
	Total	Hispanic	Total	Hispanic	Total	Hispanic	Total	Hispanic
White:	0	0	0	0	0	0		0
Black/African American:	0	0	0	0	0	0	0	0
Asian:	0	0	0	0	0	0	0	0
American Indian/Alaskan Native:	0	0	0	0	0	0	0	0
Native Hawaiian/Other Pacific Islander:	0	0	0	0	0	0	0	0
American Indian/Alaskan Native & White:	0	0	0	0	0	0	0	0
Asian White:	0	0	0	0	0	0	0	0
Black/African American & White:	0	0	0	0	0	0	0	0
American Indian/Alaskan Native & Black/African American:	0	0	0	0	0	0	0	0
Other multi-racial:	0	0	0	0	0	0	0	0
Asian/Pacific Islander:	0	0	0	0	0	0	0	0
Hispanic:	0	0	0	0	0	0	0	0
<b>Total:</b>	<b>0</b>	<b>0</b>	<b>0</b>	<b>0</b>	<b>0</b>	<b>0</b>	<b>0</b>	<b>0</b>
Female-headed Households:	0		0		0			



U.S. Department of Housing and Urban Development  
 Office of Community Planning and Development  
 Integrated Disbursement and Information System  
 CDBG Activity Summary Report (GPR) for Program Year 2022  
 DELAWARE

Date: 12-Sep-2023  
 Time: 15:33  
 Page: 52

*Income Category:*

	<b>Owner</b>	<b>Renter</b>	<b>Total</b>	<b>Person</b>
Extremely Low	0	0	0	0
Low Mod	0	0	0	0
Moderate	0	0	0	0
Non Low Moderate	0	0	0	0
Total	0	0	0	0
Percent Low/Mod				

**Annual Accomplishments**

<b>Years</b>	<b>Accomplishment Narrative</b>	<b># Benefiting</b>
2020	Administration of Sussex County's FY2020 Housing Rehabilitation Program is complete.	



U.S. Department of Housing and Urban Development  
 Office of Community Planning and Development  
 Integrated Disbursement and Information System  
 CDBG Activity Summary Report (GPR) for Program Year 2022  
 DELAWARE

Date: 12-Sep-2023  
 Time: 15:33  
 Page: 53

**PGM Year:** 2020  
**Project:** 0008 - SUSSEX COUNTY FY2020 CDBG PROGRAM  
**IDIS Activity:** 1976 - Scattered Sites Roof Rehabilitations  
**Status:** Completed 6/30/2022 12:00:00 AM  
**Location:** ,  
**Objective:** Provide decent affordable housing  
**Outcome:** Affordability  
**Matrix Code:** Rehab; Single-Unit Residential (14A)      **National Objective:** LMH

**Activity to prevent, prepare for, and respond to Coronavirus:** No

**Initial Funding Date:** 10/20/2020

**Description:**  
 Rehabilitation of nineteen single-family dwelling unit roofs countywide.

**Financing**

	Fund Type	Grant Year	Grant	Funded Amount	Drawn In Program Year	Drawn Thru Program Year
CDBG	EN	2020	B20DC100001	\$152,000.00	\$7,433.00	\$152,000.00
<b>Total</b>	<b>Total</b>			<b>\$152,000.00</b>	<b>\$7,433.00</b>	<b>\$152,000.00</b>

**Proposed Accomplishments**

Housing Units : 19

**Actual Accomplishments**

*Number assisted:*

	Owner		Renter		Total		Person	
	Total	Hispanic	Total	Hispanic	Total	Hispanic	Total	Hispanic
White:	8	0	0	0	8	0	0	0
Black/African American:	6	0	0	0	6	0	0	0
Asian:	0	0	0	0	0	0	0	0
American Indian/Alaskan Native:	0	0	0	0	0	0	0	0
Native Hawaiian/Other Pacific Islander:	0	0	0	0	0	0	0	0
American Indian/Alaskan Native & White:	0	0	0	0	0	0	0	0
Asian White:	0	0	0	0	0	0	0	0
Black/African American & White:	0	0	0	0	0	0	0	0
American Indian/Alaskan Native & Black/African American:	0	0	0	0	0	0	0	0
Other multi-racial:	1	1	0	0	1	1	0	0
Asian/Pacific Islander:	0	0	0	0	0	0	0	0
Hispanic:	0	0	0	0	0	0	0	0
<b>Total:</b>	<b>15</b>	<b>1</b>	<b>0</b>	<b>0</b>	<b>15</b>	<b>1</b>	<b>0</b>	<b>0</b>



U.S. Department of Housing and Urban Development  
 Office of Community Planning and Development  
 Integrated Disbursement and Information System  
 CDBG Activity Summary Report (GPR) for Program Year 2022  
 DELAWARE

Date: 12-Sep-2023  
 Time: 15:33  
 Page: 54

Female-headed Households: 6 0 6

*Income Category:*

	<b>Owner</b>	<b>Renter</b>	<b>Total</b>	<b>Person</b>
Extremely Low	5	0	5	0
Low Mod	6	0	6	0
Moderate	4	0	4	0
Non Low Moderate	0	0	0	0
Total	15	0	15	0
Percent Low/Mod	100.0%		100.0%	

**Annual Accomplishments**

<b>Years</b>	<b>Accomplishment Narrative</b>	<b># Benefitting</b>
2020	Activity to rehabilitate nineteen single-family dwelling unit roofs countywide has completed fifteen units and is complete.	





U.S. Department of Housing and Urban Development  
 Office of Community Planning and Development  
 Integrated Disbursement and Information System  
 CDBG Activity Summary Report (GPR) for Program Year 2022  
 DELAWARE

Date: 12-Sep-2023  
 Time: 15:33  
 Page: 55

**PGM Year:** 2020  
**Project:** 0008 - SUSSEX COUNTY FY2020 CDBG PROGRAM  
**IDIS Activity:** 1977 - Sussex County FY20 Scattered Site Emergency Home Repairs  
**Status:** Completed 8/4/2022 12:00:00 AM  
**Location:** ,  
**Objective:** Provide decent affordable housing  
**Outcome:** Affordability  
**Matrix Code:** Rehab; Single-Unit Residential (14A)      **National Objective:** LMH

**Activity to prevent, prepare for, and respond to Coronavirus:** No

**Initial Funding Date:** 10/20/2020

**Description:**  
 Emergency Home Repairs of six single-family dwelling units countywide.

**Financing**

	Fund Type	Grant Year	Grant	Funded Amount	Drawn In Program Year	Drawn Thru Program Year
CDBG	EN	2020	B20DC100001	\$39,000.00	\$0.00	\$39,000.00
<b>Total</b>	<b>Total</b>			<b>\$39,000.00</b>	<b>\$0.00</b>	<b>\$39,000.00</b>

**Proposed Accomplishments**

Housing Units : 6

**Actual Accomplishments**

Number assisted:

	Owner		Renter		Total		Person	
	Total	Hispanic	Total	Hispanic	Total	Hispanic	Total	Hispanic
White:	5	0	0	0	5	0	0	0
Black/African American:	4	0	0	0	4	0	0	0
Asian:	0	0	0	0	0	0	0	0
American Indian/Alaskan Native:	0	0	0	0	0	0	0	0
Native Hawaiian/Other Pacific Islander:	0	0	0	0	0	0	0	0
American Indian/Alaskan Native & White:	0	0	0	0	0	0	0	0
Asian White:	0	0	0	0	0	0	0	0
Black/African American & White:	0	0	0	0	0	0	0	0
American Indian/Alaskan Native & Black/African American:	0	0	0	0	0	0	0	0
Other multi-racial:	0	0	0	0	0	0	0	0
Asian/Pacific Islander:	0	0	0	0	0	0	0	0
Hispanic:	0	0	0	0	0	0	0	0
<b>Total:</b>	<b>9</b>	<b>0</b>	<b>0</b>	<b>0</b>	<b>9</b>	<b>0</b>	<b>0</b>	<b>0</b>



U.S. Department of Housing and Urban Development  
 Office of Community Planning and Development  
 Integrated Disbursement and Information System  
 CDBG Activity Summary Report (GPR) for Program Year 2022  
 DELAWARE

Date: 12-Sep-2023  
 Time: 15:33  
 Page: 56

Female-headed Households: 5 0 5

*Income Category:*

	<b>Owner</b>	<b>Renter</b>	<b>Total</b>	<b>Person</b>
Extremely Low	8	0	8	0
Low Mod	1	0	1	0
Moderate	0	0	0	0
Non Low Moderate	0	0	0	0
Total	9	0	9	0
Percent Low/Mod	100.0%		100.0%	

**Annual Accomplishments**

<b>Years</b>	<b>Accomplishment Narrative</b>	<b># Benefitting</b>
2020	Activity for Emergency Home Repairs of six single-family dwelling units countywide has completed nine units, and is complete.	



U.S. Department of Housing and Urban Development  
 Office of Community Planning and Development  
 Integrated Disbursement and Information System  
 CDBG Activity Summary Report (GPR) for Program Year 2022  
 DELAWARE

Date: 12-Sep-2023  
 Time: 15:33  
 Page: 57

**PGM Year:** 2020  
**Project:** 0008 - SUSSEX COUNTY FY2020 CDBG PROGRAM  
**IDIS Activity:** 1978 - Scattered Sites Hookups  
**Status:** Completed 8/3/2022 12:00:00 AM  
**Location:** ,  
**Objective:** Create suitable living environments  
**Outcome:** Availability/accessibility  
**Matrix Code:** Rehab; Single-Unit Residential (14A)      **National Objective:** LMH

**Activity to prevent, prepare for, and respond to Coronavirus:** No

**Initial Funding Date:** 10/20/2020

**Description:**  
 Hookup of ten single-family dwelling units to public water and/or sewer lines.

**Financing**

	Fund Type	Grant Year	Grant	Funded Amount	Drawn In Program Year	Drawn Thru Program Year
CDBG	EN	2020	B20DC100001	\$20,000.00	\$0.00	\$20,000.00
<b>Total</b>	<b>Total</b>			<b>\$20,000.00</b>	<b>\$0.00</b>	<b>\$20,000.00</b>

**Proposed Accomplishments**

Housing Units : 10

**Actual Accomplishments**

*Number assisted:*

	<b>Owner</b>		<b>Renter</b>		<b>Total</b>		<b>Person</b>	
	Total	Hispanic	Total	Hispanic	Total	Hispanic	Total	Hispanic
White:	4	0	0	0	4	0	0	0
Black/African American:	2	0	0	0	2	0	0	0
Asian:	0	0	0	0	0	0	0	0
American Indian/Alaskan Native:	0	0	0	0	0	0	0	0
Native Hawaiian/Other Pacific Islander:	0	0	0	0	0	0	0	0
American Indian/Alaskan Native & White:	0	0	0	0	0	0	0	0
Asian White:	0	0	0	0	0	0	0	0
Black/African American & White:	0	0	0	0	0	0	0	0
American Indian/Alaskan Native & Black/African American:	0	0	0	0	0	0	0	0
Other multi-racial:	0	0	0	0	0	0	0	0
Asian/Pacific Islander:	0	0	0	0	0	0	0	0
Hispanic:	0	0	0	0	0	0	0	0
<b>Total:</b>	<b>6</b>	<b>0</b>	<b>0</b>	<b>0</b>	<b>6</b>	<b>0</b>	<b>0</b>	<b>0</b>



U.S. Department of Housing and Urban Development  
 Office of Community Planning and Development  
 Integrated Disbursement and Information System  
 CDBG Activity Summary Report (GPR) for Program Year 2022  
 DELAWARE

Date: 12-Sep-2023  
 Time: 15:33  
 Page: 58

Female-headed Households: 3 0 3

*Income Category:*

	<b>Owner</b>	<b>Renter</b>	<b>Total</b>	<b>Person</b>
Extremely Low	3	0	3	0
Low Mod	3	0	3	0
Moderate	0	0	0	0
Non Low Moderate	0	0	0	0
Total	6	0	6	0
Percent Low/Mod	100.0%		100.0%	

**Annual Accomplishments**

<b>Years</b>	<b>Accomplishment Narrative</b>	<b># Benefitting</b>
2020	Activity to hookup ten single-family dwelling units to public water and/or sewer lines has hooked up six units and is complete.	



U.S. Department of Housing and Urban Development  
 Office of Community Planning and Development  
 Integrated Disbursement and Information System  
 CDBG Activity Summary Report (GPR) for Program Year 2022  
 DELAWARE

Date: 12-Sep-2023  
 Time: 15:33  
 Page: 59

**PGM Year:** 2020  
**Project:** 0008 - SUSSEX COUNTY FY2020 CDBG PROGRAM  
**IDIS Activity:** 1979 - Sussex County Scattered Sites Rehab  
**Status:** Completed 6/30/2022 12:00:00 AM  
**Location:** ,  
**Objective:** Provide decent affordable housing  
**Outcome:** Affordability  
**Matrix Code:** Rehab; Single-Unit Residential (14A)      **National Objective:** LMH

**Activity to prevent, prepare for, and respond to Coronavirus:** No

**Initial Funding Date:** 10/20/2020

**Description:**  
 Rehabilitation of twenty single-family dwelling units countywide.

**Financing**

	Fund Type	Grant Year	Grant	Funded Amount	Drawn In Program Year	Drawn Thru Program Year
CDBG	EN	2019	B19DC100001	\$60,000.00	\$0.00	\$60,000.00
		2020	B20DC100001	\$260,142.00	\$22,800.00	\$260,142.00
<b>Total</b>	<b>Total</b>			<b>\$320,142.00</b>	<b>\$22,800.00</b>	<b>\$320,142.00</b>

**Proposed Accomplishments**

Housing Units : 20

**Actual Accomplishments**

*Number assisted:*

	Owner		Renter		Total		Person	
	Total	Hispanic	Total	Hispanic	Total	Hispanic	Total	Hispanic
White:	10	0	0	0	10	0	0	0
Black/African American:	11	0	0	0	11	0	0	0
Asian:	0	0	0	0	0	0	0	0
American Indian/Alaskan Native:	0	0	0	0	0	0	0	0
Native Hawaiian/Other Pacific Islander:	0	0	0	0	0	0	0	0
American Indian/Alaskan Native & White:	1	0	0	0	1	0	0	0
Asian White:	0	0	0	0	0	0	0	0
Black/African American & White:	0	0	0	0	0	0	0	0
American Indian/Alaskan Native & Black/African American:	0	0	0	0	0	0	0	0
Other multi-racial:	0	0	0	0	0	0	0	0
Asian/Pacific Islander:	0	0	0	0	0	0	0	0
Hispanic:	0	0	0	0	0	0	0	0



U.S. Department of Housing and Urban Development  
 Office of Community Planning and Development  
 Integrated Disbursement and Information System  
 CDBG Activity Summary Report (GPR) for Program Year 2022  
 DELAWARE

Date: 12-Sep-2023  
 Time: 15:33  
 Page: 60

<b>Total:</b>	<b>22</b>	<b>0</b>	<b>0</b>	<b>0</b>	<b>22</b>	<b>0</b>	<b>0</b>	<b>0</b>
Female-headed Households:	14		0		14			
<i>Income Category:</i>								
	<b>Owner</b>	<b>Renter</b>	<b>Total</b>	<b>Person</b>				
Extremely Low	10	0	10	0				
Low Mod	8	0	8	0				
Moderate	4	0	4	0				
Non Low Moderate	0	0	0	0				
Total	22	0	22	0				
Percent Low/Mod	100.0%		100.0%					

**Annual Accomplishments**

<b>Years</b>	<b>Accomplishment Narrative</b>	<b># Benefiting</b>
2020	Activity to rehabilitate twenty single-family dwelling units countywide has completed twenty-two units and is complete.	



U.S. Department of Housing and Urban Development  
 Office of Community Planning and Development  
 Integrated Disbursement and Information System  
 CDBG Activity Summary Report (GPR) for Program Year 2022  
 DELAWARE

Date: 12-Sep-2023  
 Time: 15:33  
 Page: 61

**PGM Year:** 2020  
**Project:** 0008 - SUSSEX COUNTY FY2020 CDBG PROGRAM  
**IDIS Activity:** 1980 - Seaford Rehab  
**Status:** Completed 6/30/2022 12:00:00 AM  
**Location:** ,  
**Objective:** Provide decent affordable housing  
**Outcome:** Affordability  
**Matrix Code:** Rehab; Single-Unit Residential (14A)      **National Objective:** LMH

**Activity to prevent, prepare for, and respond to Coronavirus:** No

**Initial Funding Date:** 10/20/2020

**Description:**  
 Rehabilitation of seven single-family dwelling units town wide.

**Financing**

	Fund Type	Grant Year	Grant	Funded Amount	Drawn In Program Year	Drawn Thru Program Year
CDBG	EN	2020	B20DC100001	\$122,500.00	\$9,100.00	\$122,500.00
	PI			\$6,506.00	\$0.00	\$6,506.00
<b>Total</b>	<b>Total</b>			<b>\$129,006.00</b>	<b>\$9,100.00</b>	<b>\$129,006.00</b>

**Proposed Accomplishments**

Housing Units : 7

**Actual Accomplishments**

*Number assisted:*

	Owner		Renter		Total		Person	
	Total	Hispanic	Total	Hispanic	Total	Hispanic	Total	Hispanic
White:	1	0	0	0	1	0	0	0
Black/African American:	6	0	0	0	6	0	0	0
Asian:	0	0	0	0	0	0	0	0
American Indian/Alaskan Native:	0	0	0	0	0	0	0	0
Native Hawaiian/Other Pacific Islander:	0	0	0	0	0	0	0	0
American Indian/Alaskan Native & White:	0	0	0	0	0	0	0	0
Asian White:	0	0	0	0	0	0	0	0
Black/African American & White:	0	0	0	0	0	0	0	0
American Indian/Alaskan Native & Black/African American:	0	0	0	0	0	0	0	0
Other multi-racial:	0	0	0	0	0	0	0	0
Asian/Pacific Islander:	0	0	0	0	0	0	0	0
Hispanic:	0	0	0	0	0	0	0	0



U.S. Department of Housing and Urban Development  
 Office of Community Planning and Development  
 Integrated Disbursement and Information System  
 CDBG Activity Summary Report (GPR) for Program Year 2022  
 DELAWARE

Date: 12-Sep-2023  
 Time: 15:33  
 Page: 62

<b>Total:</b>	<b>7</b>	<b>0</b>	<b>0</b>	<b>0</b>	<b>7</b>	<b>0</b>	<b>0</b>	<b>0</b>
Female-headed Households:	5		0		5			
<i>Income Category:</i>								
	<b>Owner</b>	<b>Renter</b>	<b>Total</b>	<b>Person</b>				
Extremely Low	2	0	2	0				
Low Mod	3	0	3	0				
Moderate	2	0	2	0				
Non Low Moderate	0	0	0	0				
Total	7	0	7	0				
Percent Low/Mod	100.0%		100.0%					

**Annual Accomplishments**

<b>Years</b>	<b>Accomplishment Narrative</b>	<b># Benefitting</b>
2020	Activity to rehabilitate seven single-family dwelling units town-wide has completed seven units, and is complete.	





U.S. Department of Housing and Urban Development  
 Office of Community Planning and Development  
 Integrated Disbursement and Information System  
 CDBG Activity Summary Report (GPR) for Program Year 2022  
 DELAWARE

Date: 12-Sep-2023  
 Time: 15:33  
 Page: 63

**PGM Year:** 2020  
**Project:** 0007 - KENT COUNTY FY2020 CDBG PROGRAM  
**IDIS Activity:** 1981 - Kent County FY2020 CDBG General Administration  
**Status:** Completed 8/10/2022 12:00:00 AM  
**Location:** ,  
**Objective:**  
**Outcome:**  
**Matrix Code:** General Program Administration (21A)      **National Objective:**

**Activity to prevent, prepare for, and respond to Coronavirus:** No

**Initial Funding Date:** 10/20/2020

**Description:**  
 General Administration of Kent County's FY2020 CDBG program.

**Financing**

	Fund Type	Grant Year	Grant	Funded Amount	Drawn In Program Year	Drawn Thru Program Year
CDBG	EN	2020	B20DC100001	\$125,000.00	\$0.00	\$125,000.00
<b>Total</b>	<b>Total</b>			<b>\$125,000.00</b>	<b>\$0.00</b>	<b>\$125,000.00</b>

**Proposed Accomplishments**

**Actual Accomplishments**

*Number assisted:*

	Owner		Renter		Total		Person	
	Total	Hispanic	Total	Hispanic	Total	Hispanic	Total	Hispanic
White:					0	0		
Black/African American:					0	0		
Asian:					0	0		
American Indian/Alaskan Native:					0	0		
Native Hawaiian/Other Pacific Islander:					0	0		
American Indian/Alaskan Native & White:					0	0		
Asian White:					0	0		
Black/African American & White:					0	0		
American Indian/Alaskan Native & Black/African American:					0	0		
Other multi-racial:					0	0		
Asian/Pacific Islander:					0	0		
Hispanic:					0	0		
<b>Total:</b>	<b>0</b>	<b>0</b>	<b>0</b>	<b>0</b>	<b>0</b>	<b>0</b>	<b>0</b>	<b>0</b>

Female-headed Households:

0



U.S. Department of Housing and Urban Development  
Office of Community Planning and Development  
Integrated Disbursement and Information System  
CDBG Activity Summary Report (GPR) for Program Year 2022  
DELAWARE

Date: 12-Sep-2023

Time: 15:33

Page: 64

*Income Category:*

	<b>Owner</b>	<b>Renter</b>	<b>Total</b>	<b>Person</b>
Extremely Low			0	
Low Mod			0	
Moderate			0	
Non Low Moderate			0	
Total	0	0	0	0
Percent Low/Mod				

**Annual Accomplishments**

No data returned for this view. This might be because the applied filter excludes all data.



U.S. Department of Housing and Urban Development  
 Office of Community Planning and Development  
 Integrated Disbursement and Information System  
 CDBG Activity Summary Report (GPR) for Program Year 2022  
 DELAWARE

Date: 12-Sep-2023  
 Time: 15:33  
 Page: 65

**PGM Year:** 2020  
**Project:** 0007 - KENT COUNTY FY2020 CDBG PROGRAM  
**IDIS Activity:** 1982 - East Kent County Area Rehab  
**Status:** Completed 8/17/2023 12:00:00 AM  
**Location:** ,  
**Objective:** Provide decent affordable housing  
**Outcome:** Affordability  
**Matrix Code:** Rehab; Single-Unit Residential (14A)      **National Objective:** LMH

**Activity to prevent, prepare for, and respond to Coronavirus:** No

**Initial Funding Date:** 10/20/2020

**Description:**  
 Rehabilitation of two single-family dwelling units in target area.

**Financing**

	Fund Type	Grant Year	Grant	Funded Amount	Drawn In Program Year	Drawn Thru Program Year
CDBG	EN	2020	B20DC100001	\$25,155.00	\$11,375.00	\$25,155.00
<b>Total</b>	<b>Total</b>			<b>\$25,155.00</b>	<b>\$11,375.00</b>	<b>\$25,155.00</b>

**Proposed Accomplishments**

Housing Units : 2

**Actual Accomplishments**

*Number assisted:*

	Owner		Renter		Total		Person	
	Total	Hispanic	Total	Hispanic	Total	Hispanic	Total	Hispanic
White:	1	0	0	0	1	0	0	0
Black/African American:	0	0	0	0	0	0	0	0
Asian:	0	0	0	0	0	0	0	0
American Indian/Alaskan Native:	0	0	0	0	0	0	0	0
Native Hawaiian/Other Pacific Islander:	0	0	0	0	0	0	0	0
American Indian/Alaskan Native & White:	0	0	0	0	0	0	0	0
Asian White:	0	0	0	0	0	0	0	0
Black/African American & White:	0	0	0	0	0	0	0	0
American Indian/Alaskan Native & Black/African American:	0	0	0	0	0	0	0	0
Other multi-racial:	0	0	0	0	0	0	0	0
Asian/Pacific Islander:	0	0	0	0	0	0	0	0
Hispanic:	0	0	0	0	0	0	0	0
<b>Total:</b>	<b>1</b>	<b>0</b>	<b>0</b>	<b>0</b>	<b>1</b>	<b>0</b>	<b>0</b>	<b>0</b>



U.S. Department of Housing and Urban Development  
 Office of Community Planning and Development  
 Integrated Disbursement and Information System  
 CDBG Activity Summary Report (GPR) for Program Year 2022  
 DELAWARE

Date: 12-Sep-2023  
 Time: 15:33  
 Page: 66

Female-headed Households: 1 0 1

Income Category:

	Owner	Renter	Total	Person
Extremely Low	0	0	0	0
Low Mod	1	0	1	0
Moderate	0	0	0	0
Non Low Moderate	0	0	0	0
Total	1	0	1	0
Percent Low/Mod	100.0%		100.0%	

Annual Accomplishments

Years	Accomplishment Narrative	# Benefitting
2020	Activity to rehabilitation of two single-family dwelling units in target area has one unit complete.	
2021	Activity to rehabilitate two housing units in target area has completed one unit.	
2022	Activity to rehabilitate two single-family dwelling units in target area has completed one unit and is complete.	



U.S. Department of Housing and Urban Development  
 Office of Community Planning and Development  
 Integrated Disbursement and Information System  
 CDBG Activity Summary Report (GPR) for Program Year 2022  
 DELAWARE

Date: 12-Sep-2023  
 Time: 15:33  
 Page: 67

**PGM Year:** 2020  
**Project:** 0007 - KENT COUNTY FY2020 CDBG PROGRAM  
**IDIS Activity:** 1983 - East Woodside Rehab  
**Status:** Completed 4/17/2023 12:00:00 AM  
**Location:** ,  
**Objective:** Provide decent affordable housing  
**Outcome:** Affordability  
**Matrix Code:** Rehab; Single-Unit Residential (14A)      **National Objective:** LMH

**Activity to prevent, prepare for, and respond to Coronavirus:** No

**Initial Funding Date:** 10/20/2020

**Description:**  
 Rehabilitation of two single-family dwelling units in target area.

**Financing**

	Fund Type	Grant Year	Grant	Funded Amount	Drawn In Program Year	Drawn Thru Program Year
CDBG	EN	2020	B20DC100001	\$29,900.00	\$29,900.00	\$29,900.00
<b>Total</b>	<b>Total</b>			<b>\$29,900.00</b>	<b>\$29,900.00</b>	<b>\$29,900.00</b>

**Proposed Accomplishments**

Housing Units : 2

**Actual Accomplishments**

*Number assisted:*

	Owner		Renter		Total		Person	
	Total	Hispanic	Total	Hispanic	Total	Hispanic	Total	Hispanic
White:	0	0	0	0	0	0		0
Black/African American:	1	0	0	0	1	0	0	0
Asian:	0	0	0	0	0	0	0	0
American Indian/Alaskan Native:	0	0	0	0	0	0	0	0
Native Hawaiian/Other Pacific Islander:	0	0	0	0	0	0	0	0
American Indian/Alaskan Native & White:	0	0	0	0	0	0	0	0
Asian White:	0	0	0	0	0	0	0	0
Black/African American & White:	0	0	0	0	0	0	0	0
American Indian/Alaskan Native & Black/African American:	0	0	0	0	0	0	0	0
Other multi-racial:	0	0	0	0	0	0	0	0
Asian/Pacific Islander:	0	0	0	0	0	0	0	0
Hispanic:	0	0	0	0	0	0	0	0
<b>Total:</b>	<b>1</b>	<b>0</b>	<b>0</b>	<b>0</b>	<b>1</b>	<b>0</b>	<b>0</b>	<b>0</b>



U.S. Department of Housing and Urban Development  
 Office of Community Planning and Development  
 Integrated Disbursement and Information System  
 CDBG Activity Summary Report (GPR) for Program Year 2022  
 DELAWARE

Date: 12-Sep-2023  
 Time: 15:33  
 Page: 68

Female-headed Households: 1 0 1

*Income Category:*

	<b>Owner</b>	<b>Renter</b>	<b>Total</b>	<b>Person</b>
Extremely Low	0	0	0	0
Low Mod	0	0	0	0
Moderate	1	0	1	0
Non Low Moderate	0	0	0	0
Total	1	0	1	0
Percent Low/Mod	100.0%		100.0%	

**Annual Accomplishments**

<b>Years</b>	<b>Accomplishment Narrative</b>	<b># Benefitting</b>
2022	Activity to rehabilitate two single-family dwelling units in target area has completed one unit and is complete.	



U.S. Department of Housing and Urban Development  
 Office of Community Planning and Development  
 Integrated Disbursement and Information System  
 CDBG Activity Summary Report (GPR) for Program Year 2022  
 DELAWARE

Date: 12-Sep-2023  
 Time: 15:33  
 Page: 69

**PGM Year:** 2020  
**Project:** 0007 - KENT COUNTY FY2020 CDBG PROGRAM  
**IDIS Activity:** 1984 - Farmington Area Rehab  
**Status:** Open  
**Location:** ,  
**Objective:** Provide decent affordable housing  
**Outcome:** Affordability  
**Matrix Code:** Rehab; Single-Unit Residential (14A)      **National Objective:** LMH

**Activity to prevent, prepare for, and respond to Coronavirus:** No

**Initial Funding Date:** 10/20/2020

**Description:**  
 Rehabilitation of two single-family dwelling units in target area.

**Financing**

	Fund Type	Grant Year	Grant	Funded Amount	Drawn In Program Year	Drawn Thru Program Year
CDBG	EN	2020	B20DC100001	\$25,100.00	\$19,637.00	\$19,637.00
<b>Total</b>	<b>Total</b>			<b>\$25,100.00</b>	<b>\$19,637.00</b>	<b>\$19,637.00</b>

**Proposed Accomplishments**

Housing Units : 2

**Actual Accomplishments**

*Number assisted:*

	Owner		Renter		Total		Person	
	Total	Hispanic	Total	Hispanic	Total	Hispanic	Total	Hispanic
White:	1	0	0	0	1	0	0	0
Black/African American:	0	0	0	0	0	0	0	0
Asian:	0	0	0	0	0	0	0	0
American Indian/Alaskan Native:	0	0	0	0	0	0	0	0
Native Hawaiian/Other Pacific Islander:	0	0	0	0	0	0	0	0
American Indian/Alaskan Native & White:	0	0	0	0	0	0	0	0
Asian White:	0	0	0	0	0	0	0	0
Black/African American & White:	0	0	0	0	0	0	0	0
American Indian/Alaskan Native & Black/African American:	0	0	0	0	0	0	0	0
Other multi-racial:	0	0	0	0	0	0	0	0
Asian/Pacific Islander:	0	0	0	0	0	0	0	0
Hispanic:	0	0	0	0	0	0	0	0
<b>Total:</b>	<b>1</b>	<b>0</b>	<b>0</b>	<b>0</b>	<b>1</b>	<b>0</b>	<b>0</b>	<b>0</b>



U.S. Department of Housing and Urban Development  
 Office of Community Planning and Development  
 Integrated Disbursement and Information System  
 CDBG Activity Summary Report (GPR) for Program Year 2022  
 DELAWARE

Date: 12-Sep-2023  
 Time: 15:33  
 Page: 70

Female-headed Households: 0 0 0

*Income Category:*

	<b>Owner</b>	<b>Renter</b>	<b>Total</b>	<b>Person</b>
Extremely Low	0	0	0	0
Low Mod	0	0	0	0
Moderate	1	0	1	0
Non Low Moderate	0	0	0	0
Total	1	0	1	0
Percent Low/Mod	100.0%		100.0%	

**Annual Accomplishments**

<b>Years</b>	<b>Accomplishment Narrative</b>	<b># Benefitting</b>
2022	Activity to rehabilitate two single-family dwelling units in target area has one unit complete.	





U.S. Department of Housing and Urban Development  
 Office of Community Planning and Development  
 Integrated Disbursement and Information System  
 CDBG Activity Summary Report (GPR) for Program Year 2022  
 DELAWARE

Date: 12-Sep-2023  
 Time: 15:33  
 Page: 71

**PGM Year:** 2020  
**Project:** 0007 - KENT COUNTY FY2020 CDBG PROGRAM  
**IDIS Activity:** 1985 - Frederica Area Rehab  
**Status:** Open  
**Location:** ,  
**Objective:** Provide decent affordable housing  
**Outcome:** Affordability  
**Matrix Code:** Rehab; Single-Unit Residential (14A)      **National Objective:** LMH

**Activity to prevent, prepare for, and respond to Coronavirus:** No

**Initial Funding Date:** 10/20/2020

**Description:**  
 Rehabilitation of two single-family dwelling units in target area.

**Financing**

	Fund Type	Grant Year	Grant	Funded Amount	Drawn In Program Year	Drawn Thru Program Year
CDBG	EN	2020	B20DC100001	\$27,500.00	\$600.00	\$600.00
<b>Total</b>	<b>Total</b>			<b>\$27,500.00</b>	<b>\$600.00</b>	<b>\$600.00</b>

**Proposed Accomplishments**

Housing Units : 2

**Actual Accomplishments**

*Number assisted:*

	Owner		Renter		Total		Person	
	Total	Hispanic	Total	Hispanic	Total	Hispanic	Total	Hispanic
White:	0	0	0	0	0	0		0
Black/African American:	0	0	0	0	0	0	0	0
Asian:	0	0	0	0	0	0	0	0
American Indian/Alaskan Native:	0	0	0	0	0	0	0	0
Native Hawaiian/Other Pacific Islander:	0	0	0	0	0	0	0	0
American Indian/Alaskan Native & White:	0	0	0	0	0	0	0	0
Asian White:	0	0	0	0	0	0	0	0
Black/African American & White:	0	0	0	0	0	0	0	0
American Indian/Alaskan Native & Black/African American:	0	0	0	0	0	0	0	0
Other multi-racial:	0	0	0	0	0	0	0	0
Asian/Pacific Islander:	0	0	0	0	0	0	0	0
Hispanic:	0	0	0	0	0	0	0	0
<b>Total:</b>	<b>0</b>	<b>0</b>	<b>0</b>	<b>0</b>	<b>0</b>	<b>0</b>	<b>0</b>	<b>0</b>



U.S. Department of Housing and Urban Development  
 Office of Community Planning and Development  
 Integrated Disbursement and Information System  
 CDBG Activity Summary Report (GPR) for Program Year 2022  
 DELAWARE

Date: 12-Sep-2023  
 Time: 15:33  
 Page: 72

Female-headed Households: 0 0 0

*Income Category:*

	<b>Owner</b>	<b>Renter</b>	<b>Total</b>	<b>Person</b>
Extremely Low	0	0	0	0
Low Mod	0	0	0	0
Moderate	0	0	0	0
Non Low Moderate	0	0	0	0
Total	0	0	0	0

Percent Low/Mod

**Annual Accomplishments**

<b>Years</b>	<b>Accomplishment Narrative</b>	<b># Benefitting</b>
2022	Activity to rehabilitate two single-family dwelling units in target area has one unit under open contract.	



U.S. Department of Housing and Urban Development  
 Office of Community Planning and Development  
 Integrated Disbursement and Information System  
 CDBG Activity Summary Report (GPR) for Program Year 2022  
 DELAWARE

Date: 12-Sep-2023  
 Time: 15:33  
 Page: 73

**PGM Year:** 2020  
**Project:** 0007 - KENT COUNTY FY2020 CDBG PROGRAM  
**IDIS Activity:** 1986 - Magnolia Area Rehab  
**Status:** Open  
**Location:** ,  
**Objective:** Provide decent affordable housing  
**Outcome:** Affordability  
**Matrix Code:** Rehab; Single-Unit Residential (14A)      **National Objective:** LMH

**Activity to prevent, prepare for, and respond to Coronavirus:** No

**Initial Funding Date:** 10/20/2020

**Description:**  
 Rehabilitation of two single-family dwelling units in target area.

**Financing**

	Fund Type	Grant Year	Grant	Funded Amount	Drawn In Program Year	Drawn Thru Program Year
CDBG	EN	2020	B20DC100001	\$26,000.00	\$895.00	\$895.00
<b>Total</b>	<b>Total</b>			<b>\$26,000.00</b>	<b>\$895.00</b>	<b>\$895.00</b>

**Proposed Accomplishments**

Housing Units : 2

**Actual Accomplishments**

*Number assisted:*

	Owner		Renter		Total		Person	
	Total	Hispanic	Total	Hispanic	Total	Hispanic	Total	Hispanic
White:	0	0	0	0	0	0		0
Black/African American:	0	0	0	0	0	0	0	0
Asian:	0	0	0	0	0	0	0	0
American Indian/Alaskan Native:	0	0	0	0	0	0	0	0
Native Hawaiian/Other Pacific Islander:	0	0	0	0	0	0	0	0
American Indian/Alaskan Native & White:	0	0	0	0	0	0	0	0
Asian White:	0	0	0	0	0	0	0	0
Black/African American & White:	0	0	0	0	0	0	0	0
American Indian/Alaskan Native & Black/African American:	0	0	0	0	0	0	0	0
Other multi-racial:	0	0	0	0	0	0	0	0
Asian/Pacific Islander:	0	0	0	0	0	0	0	0
Hispanic:	0	0	0	0	0	0	0	0
<b>Total:</b>	<b>0</b>	<b>0</b>	<b>0</b>	<b>0</b>	<b>0</b>	<b>0</b>	<b>0</b>	<b>0</b>



U.S. Department of Housing and Urban Development  
 Office of Community Planning and Development  
 Integrated Disbursement and Information System  
 CDBG Activity Summary Report (GPR) for Program Year 2022  
 DELAWARE

Date: 12-Sep-2023  
 Time: 15:33  
 Page: 74

Female-headed Households: 0 0 0

*Income Category:*

	<b>Owner</b>	<b>Renter</b>	<b>Total</b>	<b>Person</b>
Extremely Low	0	0	0	0
Low Mod	0	0	0	0
Moderate	0	0	0	0
Non Low Moderate	0	0	0	0
Total	0	0	0	0

Percent Low/Mod

**Annual Accomplishments**

<b>Years</b>	<b>Accomplishment Narrative</b>	<b># Benefitting</b>
2022	Activity to rehabilitate two single-family dwelling units in target area has one unit under open contract.	



U.S. Department of Housing and Urban Development  
 Office of Community Planning and Development  
 Integrated Disbursement and Information System  
 CDBG Activity Summary Report (GPR) for Program Year 2022  
 DELAWARE

Date: 12-Sep-2023  
 Time: 15:33  
 Page: 75

**PGM Year:** 2020  
**Project:** 0007 - KENT COUNTY FY2020 CDBG PROGRAM  
**IDIS Activity:** 1987 - Kent County FY20 Rehabilitation Administration  
**Status:** Completed 8/10/2022 12:00:00 AM  
**Location:** ,  
**Objective:** Provide decent affordable housing  
**Outcome:** Affordability  
**Matrix Code:** Rehabilitation Administration (14H)      **National Objective:** LMH

**Activity to prevent, prepare for, and respond to Coronavirus:** No

**Initial Funding Date:** 10/20/2020

**Description:**  
 Administration of Kent County's FY2020 Housing Rehabilitation Program.

**Financing**

	Fund Type	Grant Year	Grant	Funded Amount	Drawn In Program Year	Drawn Thru Program Year
CDBG	EN	2020	B20DC100001	\$75,000.00	\$0.00	\$75,000.00
<b>Total</b>	<b>Total</b>			<b>\$75,000.00</b>	<b>\$0.00</b>	<b>\$75,000.00</b>

**Proposed Accomplishments**

**Actual Accomplishments**

*Number assisted:*

	Owner		Renter		Total		Person	
	Total	Hispanic	Total	Hispanic	Total	Hispanic	Total	Hispanic
White:	0	0	0	0	0	0		0
Black/African American:	0	0	0	0	0	0	0	0
Asian:	0	0	0	0	0	0	0	0
American Indian/Alaskan Native:	0	0	0	0	0	0	0	0
Native Hawaiian/Other Pacific Islander:	0	0	0	0	0	0	0	0
American Indian/Alaskan Native & White:	0	0	0	0	0	0	0	0
Asian White:	0	0	0	0	0	0	0	0
Black/African American & White:	0	0	0	0	0	0	0	0
American Indian/Alaskan Native & Black/African American:	0	0	0	0	0	0	0	0
Other multi-racial:	0	0	0	0	0	0	0	0
Asian/Pacific Islander:	0	0	0	0	0	0	0	0
Hispanic:	0	0	0	0	0	0	0	0
<b>Total:</b>	<b>0</b>	<b>0</b>	<b>0</b>	<b>0</b>	<b>0</b>	<b>0</b>	<b>0</b>	<b>0</b>
Female-headed Households:	0		0		0			



U.S. Department of Housing and Urban Development  
 Office of Community Planning and Development  
 Integrated Disbursement and Information System  
 CDBG Activity Summary Report (GPR) for Program Year 2022  
 DELAWARE

Date: 12-Sep-2023  
 Time: 15:33  
 Page: 76

*Income Category:*

	<b>Owner</b>	<b>Renter</b>	<b>Total</b>	<b>Person</b>
Extremely Low	0	0	0	0
Low Mod	0	0	0	0
Moderate	0	0	0	0
Non Low Moderate	0	0	0	0
Total	0	0	0	0
Percent Low/Mod				

**Annual Accomplishments**

<b>Years</b>	<b>Accomplishment Narrative</b>	<b># Benefiting</b>
2020	Rehabilitation Program delivery activity is complete.	



U.S. Department of Housing and Urban Development  
 Office of Community Planning and Development  
 Integrated Disbursement and Information System  
 CDBG Activity Summary Report (GPR) for Program Year 2022  
 DELAWARE

Date: 12-Sep-2023  
 Time: 15:33  
 Page: 77

**PGM Year:** 2020  
**Project:** 0007 - KENT COUNTY FY2020 CDBG PROGRAM  
**IDIS Activity:** 1988 - Kent County FY20 Scattered Emergency Home Repairs  
**Status:** Completed 5/1/2023 12:00:00 AM  
**Location:** ,  
**Objective:** Provide decent affordable housing  
**Outcome:** Affordability  
**Matrix Code:** Rehab; Single-Unit Residential (14A)      **National Objective:** LMH

**Activity to prevent, prepare for, and respond to Coronavirus:** No

**Initial Funding Date:** 10/20/2020

**Description:**  
 Emergency home repairs for three single-family dwelling units countywide.

**Financing**

	Fund Type	Grant Year	Grant	Funded Amount	Drawn In Program Year	Drawn Thru Program Year
CDBG	EN	2020	B20DC100001	\$4,256.00	\$0.00	\$4,256.00
<b>Total</b>	<b>Total</b>			<b>\$4,256.00</b>	<b>\$0.00</b>	<b>\$4,256.00</b>

**Proposed Accomplishments**

Housing Units : 3

**Actual Accomplishments**

Number assisted:

	Owner		Renter		Total		Person	
	Total	Hispanic	Total	Hispanic	Total	Hispanic	Total	Hispanic
White:	1	0	0	0	1	0	0	0
Black/African American:	0	0	0	0	0	0	0	0
Asian:	0	0	0	0	0	0	0	0
American Indian/Alaskan Native:	0	0	0	0	0	0	0	0
Native Hawaiian/Other Pacific Islander:	0	0	0	0	0	0	0	0
American Indian/Alaskan Native & White:	0	0	0	0	0	0	0	0
Asian White:	0	0	0	0	0	0	0	0
Black/African American & White:	0	0	0	0	0	0	0	0
American Indian/Alaskan Native & Black/African American:	0	0	0	0	0	0	0	0
Other multi-racial:	0	0	0	0	0	0	0	0
Asian/Pacific Islander:	0	0	0	0	0	0	0	0
Hispanic:	0	0	0	0	0	0	0	0
<b>Total:</b>	<b>1</b>	<b>0</b>	<b>0</b>	<b>0</b>	<b>1</b>	<b>0</b>	<b>0</b>	<b>0</b>



U.S. Department of Housing and Urban Development  
 Office of Community Planning and Development  
 Integrated Disbursement and Information System  
 CDBG Activity Summary Report (GPR) for Program Year 2022  
 DELAWARE

Date: 12-Sep-2023  
 Time: 15:33  
 Page: 78

Female-headed Households:

1    0    1

*Income Category:*

	<b>Owner</b>	<b>Renter</b>	<b>Total</b>	<b>Person</b>
Extremely Low	1	0	1	0
Low Mod	0	0	0	0
Moderate	0	0	0	0
Non Low Moderate	0	0	0	0
Total	1	0	1	0
Percent Low/Mod	100.0%		100.0%	

**Annual Accomplishments**

<b>Years</b>	<b>Accomplishment Narrative</b>	<b># Benefitting</b>
2020		
2021	Activity for emergency home repairs of three single-family dwelling units countywide has one unit under contract.	
2022	Emergency home repairs for three single-family dwelling units countywide activity has completed one unit and is complete.	





U.S. Department of Housing and Urban Development  
 Office of Community Planning and Development  
 Integrated Disbursement and Information System  
 CDBG Activity Summary Report (GPR) for Program Year 2022  
 DELAWARE

Date: 12-Sep-2023  
 Time: 15:33  
 Page: 79

**PGM Year:** 2020  
**Project:** 0007 - KENT COUNTY FY2020 CDBG PROGRAM  
**IDIS Activity:** 1989 - Kent County Scattered Sites Rehab  
**Status:** Open  
**Location:** ,  
**Objective:** Provide decent affordable housing  
**Outcome:** Affordability  
**Matrix Code:** Rehab; Single-Unit Residential (14A)      **National Objective:** LMH

**Activity to prevent, prepare for, and respond to Coronavirus:** No

**Initial Funding Date:** 10/20/2020

**Description:**  
 Rehabilitation of eight single-family dwelling units countywide.

**Financing**

	Fund Type	Grant Year	Grant	Funded Amount	Drawn In Program Year	Drawn Thru Program Year
CDBG	EN	2020	B20DC100001	\$122,089.00	\$117,424.00	\$117,424.00
	PI			\$7,226.00	\$7,226.00	\$7,226.00
<b>Total</b>	<b>Total</b>			<b>\$129,315.00</b>	<b>\$124,650.00</b>	<b>\$124,650.00</b>

**Proposed Accomplishments**

Housing Units : 8

**Actual Accomplishments**

*Number assisted:*

	Owner		Renter		Total		Person	
	Total	Hispanic	Total	Hispanic	Total	Hispanic	Total	Hispanic
White:	2	0	0	0	2	0	0	0
Black/African American:	2	0	0	0	2	0	0	0
Asian:	0	0	0	0	0	0	0	0
American Indian/Alaskan Native:	0	0	0	0	0	0	0	0
Native Hawaiian/Other Pacific Islander:	0	0	0	0	0	0	0	0
American Indian/Alaskan Native & White:	0	0	0	0	0	0	0	0
Asian White:	0	0	0	0	0	0	0	0
Black/African American & White:	0	0	0	0	0	0	0	0
American Indian/Alaskan Native & Black/African American:	0	0	0	0	0	0	0	0
Other multi-racial:	0	0	0	0	0	0	0	0
Asian/Pacific Islander:	0	0	0	0	0	0	0	0
Hispanic:	0	0	0	0	0	0	0	0



U.S. Department of Housing and Urban Development  
 Office of Community Planning and Development  
 Integrated Disbursement and Information System  
 CDBG Activity Summary Report (GPR) for Program Year 2022  
 DELAWARE

Date: 12-Sep-2023  
 Time: 15:33  
 Page: 80

<b>Total:</b>	<b>4</b>	<b>0</b>	<b>0</b>	<b>0</b>	<b>4</b>	<b>0</b>	<b>0</b>	<b>0</b>
Female-headed Households:	3		0		3			

*Income Category:*

	Owner	Renter	Total	Person
Extremely Low	1	0	1	0
Low Mod	1	0	1	0
Moderate	2	0	2	0
Non Low Moderate	0	0	0	0
Total	4	0	4	0
Percent Low/Mod	100.0%		100.0%	

**Annual Accomplishments**

Years	Accomplishment Narrative	# Benefiting
2022	Activity to rehabilitate eight single-family dwelling units in target area has completed four units.	



U.S. Department of Housing and Urban Development  
 Office of Community Planning and Development  
 Integrated Disbursement and Information System  
 CDBG Activity Summary Report (GPR) for Program Year 2022  
 DELAWARE

Date: 12-Sep-2023  
 Time: 15:33  
 Page: 81

**PGM Year:** 2020  
**Project:** 0009 - CDBG-CV1 General Administration  
**IDIS Activity:** 2003 - 2020 State CDBG-CV1 Administration  
 Status: Open Objective:  
 Location: , Outcome:  
 Matrix Code: State Administration (21J) National Objective:

**Activity to prevent, prepare for, and respond to Coronavirus:** Yes

**Initial Funding Date:** 10/12/2020

**Description:**  
 General State Administration of the State of Delaware's FY2020 CDBG-CV1 program.

**Financing**

	Fund Type	Grant Year	Grant	Funded Amount	Drawn In Program Year	Drawn Thru Program Year
CDBG	EN	2020	B20DW100001	\$103,034.00	\$34,869.82	\$97,416.53
<b>Total</b>	<b>Total</b>			<b>\$103,034.00</b>	<b>\$34,869.82</b>	<b>\$97,416.53</b>

**Proposed Accomplishments**

**Actual Accomplishments**

*Number assisted:*

	Owner		Renter		Total		Person	
	Total	Hispanic	Total	Hispanic	Total	Hispanic	Total	Hispanic
White:					0	0		
Black/African American:					0	0		
Asian:					0	0		
American Indian/Alaskan Native:					0	0		
Native Hawaiian/Other Pacific Islander:					0	0		
American Indian/Alaskan Native & White:					0	0		
Asian White:					0	0		
Black/African American & White:					0	0		
American Indian/Alaskan Native & Black/African American:					0	0		
Other multi-racial:					0	0		
Asian/Pacific Islander:					0	0		
Hispanic:					0	0		
<b>Total:</b>	<b>0</b>	<b>0</b>	<b>0</b>	<b>0</b>	<b>0</b>	<b>0</b>	<b>0</b>	<b>0</b>

Female-headed Households: 0



U.S. Department of Housing and Urban Development  
Office of Community Planning and Development  
Integrated Disbursement and Information System  
CDBG Activity Summary Report (GPR) for Program Year 2022  
DELAWARE

Date: 12-Sep-2023

Time: 15:33

Page: 82

*Income Category:*

	<b>Owner</b>	<b>Renter</b>	<b>Total</b>	<b>Person</b>
Extremely Low			0	
Low Mod			0	
Moderate			0	
Non Low Moderate			0	
Total	0	0	0	0
Percent Low/Mod				

**Annual Accomplishments**

No data returned for this view. This might be because the applied filter excludes all data.



U.S. Department of Housing and Urban Development  
 Office of Community Planning and Development  
 Integrated Disbursement and Information System  
 CDBG Activity Summary Report (GPR) for Program Year 2022  
 DELAWARE

Date: 12-Sep-2023  
 Time: 15:33  
 Page: 83

**PGM Year:** 2020  
**Project:** 0010 - CDBG-CV2 and -CV3 Delaware State Housing Authority Administration  
**IDIS Activity:** 2004 - General State Administration of the State of Delaware's CDBG-CV2 and -CV3 programs  
**Status:** Open **Objective:**  
**Location:** , **Outcome:**  
**Matrix Code:** State Administration (21J) **National Objective:**

**Activity to prevent, prepare for, and respond to Coronavirus:** Yes

**Initial Funding Date:** 10/12/2020

**Description:**

General State Administration of the State of Delaware's CDBG-CV2 and CDBG-CV3 programs.

**Financing**

	Fund Type	Grant Year	Grant	Funded Amount	Drawn In Program Year	Drawn Thru Program Year
CDBG	EN	2020	B20DW100001	\$358,145.00	\$72,017.92	\$206,703.36
<b>Total</b>	<b>Total</b>			<b>\$358,145.00</b>	<b>\$72,017.92</b>	<b>\$206,703.36</b>

**Proposed Accomplishments**

**Actual Accomplishments**

*Number assisted:*

	Owner		Renter		Total		Person	
	Total	Hispanic	Total	Hispanic	Total	Hispanic	Total	Hispanic
White:					0	0		
Black/African American:					0	0		
Asian:					0	0		
American Indian/Alaskan Native:					0	0		
Native Hawaiian/Other Pacific Islander:					0	0		
American Indian/Alaskan Native & White:					0	0		
Asian White:					0	0		
Black/African American & White:					0	0		
American Indian/Alaskan Native & Black/African American:					0	0		
Other multi-racial:					0	0		
Asian/Pacific Islander:					0	0		
Hispanic:					0	0		
<b>Total:</b>	<b>0</b>	<b>0</b>	<b>0</b>	<b>0</b>	<b>0</b>	<b>0</b>	<b>0</b>	<b>0</b>

Female-headed Households:

0



U.S. Department of Housing and Urban Development  
Office of Community Planning and Development  
Integrated Disbursement and Information System  
CDBG Activity Summary Report (GPR) for Program Year 2022  
DELAWARE

Date: 12-Sep-2023

Time: 15:33

Page: 84

*Income Category:*

	<b>Owner</b>	<b>Renter</b>	<b>Total</b>	<b>Person</b>
Extremely Low			0	
Low Mod			0	
Moderate			0	
Non Low Moderate			0	
Total	0	0	0	0
Percent Low/Mod				

**Annual Accomplishments**

No data returned for this view. This might be because the applied filter excludes all data.



U.S. Department of Housing and Urban Development  
 Office of Community Planning and Development  
 Integrated Disbursement and Information System  
 CDBG Activity Summary Report (GPR) for Program Year 2022  
 DELAWARE

Date: 12-Sep-2023  
 Time: 15:33  
 Page: 85

**PGM Year:** 2019  
**Project:** 0003 - KENT COUNTY FY2019 CDBG PROGRAM  
**IDIS Activity:** 2025 - DSSC (DC) FY19 CDBG-CV1 Hotel/Motel Vouchers  
**Status:** Completed 2/2/2023 1:26:36 PM  
**Location:** ,  
**Objective:** Provide decent affordable housing  
**Outcome:** Availability/accessibility  
**Matrix Code:** Other Public Services Not Listed in 05A-05Y, 03T (05Z) **National Objective:** LMC

**Activity to prevent, prepare for, and respond to Coronavirus:** Yes

**Initial Funding Date:** 01/29/2021

**Description:**

On March 27, 2020, the Coronavirus Aid, Relief, and Economic Security Act (CARES Act), Public Law 116-136, was authorized by Congress to respond to growing effects of COVID19, and the CARES Act allows CDBG Grantees and Subgrantees to use FY2019 CDBG program funds for activities to prevent, prepare for and respond to the coronavirus (COVID 19). DSHA amended its FY2019 CDBG Program Guidelines and Action Plan to add eligible activities that prevent, prepare for, and respond to COVID-19. Kent County requested the assignment of \$120,600 back to DSHA for a hotel/motel voucher activity for Kent County homeless to be administered on Kent County's behalf. Kent County's homeless population has not been able to stay in emergency shelters due to the coronavirus. Kent County has amended their FY19 CDBG contract to allow the Delaware State Housing Authority to administer this activity to house the homeless by giving them hotel or motel vouchers during the coronavirus epidemic through a contract with the Division of State Service Centers.

**Financing**

	Fund Type	Grant Year	Grant	Funded Amount	Drawn In Program Year	Drawn Thru Program Year
CDBG	EN	2019	B19DC100001	\$120,600.00	\$0.00	\$120,600.00
<b>Total</b>	<b>Total</b>			<b>\$120,600.00</b>	<b>\$0.00</b>	<b>\$120,600.00</b>

**Proposed Accomplishments**

People (General) : 20

**Actual Accomplishments**

Number assisted:

	Owner		Renter		Total		Person	
	Total	Hispanic	Total	Hispanic	Total	Hispanic	Total	Hispanic
White:	0	0	0	0	0	0	46	1
Black/African American:	0	0	0	0	0	0	53	1
Asian:	0	0	0	0	0	0	1	0
American Indian/Alaskan Native:	0	0	0	0	0	0	0	0
Native Hawaiian/Other Pacific Islander:	0	0	0	0	0	0	0	0
American Indian/Alaskan Native & White:	0	0	0	0	0	0	0	0
Asian White:	0	0	0	0	0	0	0	0
Black/African American & White:	0	0	0	0	0	0	0	0
American Indian/Alaskan Native & Black/African American:	0	0	0	0	0	0	0	0



U.S. Department of Housing and Urban Development  
 Office of Community Planning and Development  
 Integrated Disbursement and Information System  
 CDBG Activity Summary Report (GPR) for Program Year 2022  
 DELAWARE

Date: 12-Sep-2023  
 Time: 15:33  
 Page: 86

Other multi-racial:	0	0	0	0	0	0	0	0
Asian/Pacific Islander:	0	0	0	0	0	0	0	0
Hispanic:	0	0	0	0	0	0	0	0
<b>Total:</b>	<b>0</b>	<b>0</b>	<b>0</b>	<b>0</b>	<b>0</b>	<b>0</b>	<b>100</b>	<b>2</b>

Female-headed Households: 0 0 0 0 0 0 0 0 0

*Income Category:*

	<b>Owner</b>	<b>Renter</b>	<b>Total</b>	<b>Person</b>
Extremely Low	0	0	0	100
Low Mod	0	0	0	0
Moderate	0	0	0	0
Non Low Moderate	0	0	0	0
Total	0	0	0	100
Percent Low/Mod				100.0%

**Annual Accomplishments**

<b>Years</b>	<b>Accomplishment Narrative</b>	<b># Benefiting</b>
2020	These funds were used for a contract between DSHA and the Division of State Service Centers (DSSC) in a hotel/motel voucher housing activity for homeless Kent County residents affected by the coronavirus. The funds assisted 100 households/203 persons to remain safe in hotels during the pandemic in Kent County.	





U.S. Department of Housing and Urban Development  
 Office of Community Planning and Development  
 Integrated Disbursement and Information System  
 CDBG Activity Summary Report (GPR) for Program Year 2022  
 DELAWARE

Date: 12-Sep-2023  
 Time: 15:33  
 Page: 87

**PGM Year:** 2020  
**Project:** 0007 - KENT COUNTY FY2020 CDBG PROGRAM  
**IDIS Activity:** 2026 - DSSC (KC) FY20 CDBG Hotel/Motel Vouchers

**Status:** Completed 2/2/2023 1:28:13 PM  
**Location:** ,  
**Objective:** Provide decent affordable housing  
**Outcome:** Availability/accessibility  
**Matrix Code:** Other Public Services Not Listed in 05A-05Y, 03T (05Z)      **National Objective:** LMC

**Activity to prevent, prepare for, and respond to Coronavirus:** Yes

**Initial Funding Date:** 03/03/2021

**Description:**  
 Kent County's homeless population has not been able to stay in emergency shelters due to the coronavirus. Kent County has amended their FY20 CDBG contract to allow the Delaware State Housing Authority to administer this activity to house the homeless during the coronavirus epidemic through a contract with the Division of State Service Centers.

**Financing**

	Fund Type	Grant Year	Grant	Funded Amount	Drawn In Program Year	Drawn Thru Program Year
CDBG	EN	2020	B20DC100001	\$260,000.00	\$0.00	\$260,000.00
<b>Total</b>	<b>Total</b>			<b>\$260,000.00</b>	<b>\$0.00</b>	<b>\$260,000.00</b>

**Proposed Accomplishments**

People (General) : 29

**Actual Accomplishments**

Number assisted:

	Owner		Renter		Total		Person	
	Total	Hispanic	Total	Hispanic	Total	Hispanic	Total	Hispanic
White:	0	0	0	0	0	0	57	0
Black/African American:	0	0	0	0	0	0	72	0
Asian:	0	0	0	0	0	0	0	0
American Indian/Alaskan Native:	0	0	0	0	0	0	0	0
Native Hawaiian/Other Pacific Islander:	0	0	0	0	0	0	1	0
American Indian/Alaskan Native & White:	0	0	0	0	0	0	0	0
Asian White:	0	0	0	0	0	0	0	0
Black/African American & White:	0	0	0	0	0	0	0	0
American Indian/Alaskan Native & Black/African American:	0	0	0	0	0	0	0	0
Other multi-racial:	0	0	0	0	0	0	0	0
Asian/Pacific Islander:	0	0	0	0	0	0	0	0
Hispanic:	0	0	0	0	0	0	0	0



U.S. Department of Housing and Urban Development  
 Office of Community Planning and Development  
 Integrated Disbursement and Information System  
 CDBG Activity Summary Report (GPR) for Program Year 2022  
 DELAWARE

Date: 12-Sep-2023  
 Time: 15:33  
 Page: 88

<b>Total:</b>	<b>0</b>	<b>0</b>	<b>0</b>	<b>0</b>	<b>0</b>	<b>0</b>	<b>130</b>	<b>0</b>	
Female-headed Households:	0		0		0				
<i>Income Category:</i>									
	<b>Owner</b>	<b>Renter</b>	<b>Total</b>						<b>Person</b>
Extremely Low	0	0	0						130
Low Mod	0	0	0						0
Moderate	0	0	0						0
Non Low Moderate	0	0	0						0
Total	0	0	0						130
Percent Low/Mod									100.0%

**Annual Accomplishments**

<b>Years</b>	<b>Accomplishment Narrative</b>	<b># Benefitting</b>
2020	The funds were to be used for a contract between DSHA and the Division of State Service Centers (DSSC) in a hotel/motel voucher housing activity for homeless Kent County residents affected by the coronavirus. The funds assisted 130 households/263 persons to remain safe in hotels during the pandemic from Kent County.	



U.S. Department of Housing and Urban Development  
 Office of Community Planning and Development  
 Integrated Disbursement and Information System  
 CDBG Activity Summary Report (GPR) for Program Year 2022  
 DELAWARE

Date: 12-Sep-2023  
 Time: 15:33  
 Page: 89

**PGM Year:** 2020  
**Project:** 0017 - CDBG-CV1-CV2-CV3 Hotel/Motel Vouchers  
**IDIS Activity:** 2028 - DSSC (KC) CV-1 Hotel/Motel Vouchers

Status: Completed 2/2/2023 1:14:52 PM  
 Location: ,

Objective: Provide decent affordable housing  
 Outcome: Availability/accessibility  
 Matrix Code: Other Public Services Not Listed in  
 05A-05Y, 03T (05Z) National Objective: LMC

**Activity to prevent, prepare for, and respond to Coronavirus:** Yes

**Initial Funding Date:** 03/24/2021

**Description:**  
 Kent County's homeless population has not been able to stay in emergency shelters due to the coronavirus. Kent County has deferred administration of their FY20 CDBG-CV1 funds to the Delaware State Housing Authority (DSHA) so DSHA can administer these CV-1 funds to house the homeless during the coronavirus epidemic through a contract with the Division of State Service Centers DSSC. DSSC will provide persons homeless as a result of COVID-19 with hotelmotel vouchers so they can stay in hotelmotel rooms during the pandemic.

**Financing**

	Fund Type	Grant Year	Grant	Funded Amount	Drawn In Program Year	Drawn Thru Program Year
CDBG	EN	2020	B20DW100001	\$416,123.00	\$0.00	\$416,123.00
<b>Total</b>	<b>Total</b>			<b>\$416,123.00</b>	<b>\$0.00</b>	<b>\$416,123.00</b>

**Proposed Accomplishments**

People (General) : 140

**Actual Accomplishments**

*Number assisted:*

	Owner		Renter		Total		Person	
	Total	Hispanic	Total	Hispanic	Total	Hispanic	Total	Hispanic
White:	0	0	0	0	0	0	118	0
Black/African American:	0	0	0	0	0	0	121	5
Asian:	0	0	0	0	0	0	0	0
American Indian/Alaskan Native:	0	0	0	0	0	0	0	0
Native Hawaiian/Other Pacific Islander:	0	0	0	0	0	0	1	0
American Indian/Alaskan Native & White:	0	0	0	0	0	0	0	0
Asian White:	0	0	0	0	0	0	0	0
Black/African American & White:	0	0	0	0	0	0	0	0
American Indian/Alaskan Native & Black/African American:	0	0	0	0	0	0	0	0
Other multi-racial:	0	0	0	0	0	0	7	0
Asian/Pacific Islander:	0	0	0	0	0	0	0	0



U.S. Department of Housing and Urban Development  
 Office of Community Planning and Development  
 Integrated Disbursement and Information System  
 CDBG Activity Summary Report (GPR) for Program Year 2022  
 DELAWARE

Date: 12-Sep-2023  
 Time: 15:33  
 Page: 90

Hispanic:	0	0	0	0	0	0	0	0	0
<b>Total:</b>	<b>0</b>	<b>0</b>	<b>0</b>	<b>0</b>	<b>0</b>	<b>0</b>	<b>0</b>	<b>247</b>	<b>5</b>

Female-headed Households: 0 0 0 0

*Income Category:*

	Owner	Renter	Total	Person
Extremely Low	0	0	0	247
Low Mod	0	0	0	0
Moderate	0	0	0	0
Non Low Moderate	0	0	0	0
Total	0	0	0	247
Percent Low/Mod	100.0%			

**Annual Accomplishments**

Years	Accomplishment Narrative	# Benefiting
2020	The funds were to be used for a contract between DSHA and the Division of State Service Centers (DSSC) in a hotel/motel voucher housing activity for homeless Kent County residents affected by the coronavirus. The funds assisted 247 persons from Kent County to remain safe in hotels during the pandemic through the provision of hotel/motel vouchers.	



U.S. Department of Housing and Urban Development  
 Office of Community Planning and Development  
 Integrated Disbursement and Information System  
 CDBG Activity Summary Report (GPR) for Program Year 2022  
 DELAWARE

Date: 12-Sep-2023  
 Time: 15:33  
 Page: 91

**PGM Year:** 2020  
**Project:** 0017 - CDBG-CV1-CV2-CV3 Hotel/Motel Vouchers  
**IDIS Activity:** 2029 - DSSC (SC) CDBG CV1 Hotel/Motel Vouchers

Status: Completed 2/2/2023 1:12:59 PM  
 Location: ,

Objective: Provide decent affordable housing  
 Outcome: Availability/accessibility  
 Matrix Code: Other Public Services Not Listed in 05A-05Y, 03T (05Z) National Objective: LMC

**Activity to prevent, prepare for, and respond to Coronavirus:** Yes

**Initial Funding Date:** 03/24/2021

**Description:**

Sussex County's homeless population has not been able to stay in emergency shelters due to the coronavirus. Sussex County has deferred administration of part of their FY20 CDBG-CV1 funds to the Delaware State Housing Authority (DSHA) so DSHA can administer these CV-1 funds to house the homeless during the coronavirus epidemic through a contract with the Division of State Service Centers.

**Financing**

	Fund Type	Grant Year	Grant	Funded Amount	Drawn In Program Year	Drawn Thru Program Year
CDBG	EN	2020	B20DW100001	\$627,767.00	\$0.00	\$627,767.00
<b>Total</b>	<b>Total</b>			<b>\$627,767.00</b>	<b>\$0.00</b>	<b>\$627,767.00</b>

**Proposed Accomplishments**

People (General) : 300

**Actual Accomplishments**

Number assisted:

	Owner		Renter		Total		Person	
	Total	Hispanic	Total	Hispanic	Total	Hispanic	Total	Hispanic
White:	0	0	0	0	0	0	150	0
Black/African American:	0	0	0	0	0	0	138	5
Asian:	0	0	0	0	0	0	0	0
American Indian/Alaskan Native:	0	0	0	0	0	0	0	0
Native Hawaiian/Other Pacific Islander:	0	0	0	0	0	0	0	0
American Indian/Alaskan Native & White:	0	0	0	0	0	0	0	0
Asian White:	0	0	0	0	0	0	0	0
Black/African American & White:	0	0	0	0	0	0	0	0
American Indian/Alaskan Native & Black/African American:	0	0	0	0	0	0	0	0
Other multi-racial:	0	0	0	0	0	0	7	0
Asian/Pacific Islander:	0	0	0	0	0	0	0	0
Hispanic:	0	0	0	0	0	0	0	0



U.S. Department of Housing and Urban Development  
 Office of Community Planning and Development  
 Integrated Disbursement and Information System  
 CDBG Activity Summary Report (GPR) for Program Year 2022  
 DELAWARE

Date: 12-Sep-2023  
 Time: 15:33  
 Page: 92

<b>Total:</b>	<b>0</b>	<b>0</b>	<b>0</b>	<b>0</b>	<b>0</b>	<b>0</b>	<b>295</b>	<b>5</b>	
Female-headed Households:	0		0		0				
<i>Income Category:</i>									
	<b>Owner</b>	<b>Renter</b>	<b>Total</b>						<b>Person</b>
Extremely Low	0	0	0						295
Low Mod	0	0	0						0
Moderate	0	0	0						0
Non Low Moderate	0	0	0						0
Total	0	0	0						295
Percent Low/Mod									100.0%

**Annual Accomplishments**

<b>Years</b>	<b>Accomplishment Narrative</b>	<b># Benefitting</b>
2020	The funds were to be used for a contract between DSHA and the Division of State Service Centers (DSSC) in a hotel/motel voucher housing activity for homeless Sussex County residents affected by the coronavirus. The funds assisted 295 persons to remain safe in hotels during the pandemic from Sussex County.	



U.S. Department of Housing and Urban Development  
 Office of Community Planning and Development  
 Integrated Disbursement and Information System  
 CDBG Activity Summary Report (GPR) for Program Year 2022  
 DELAWARE

Date: 12-Sep-2023  
 Time: 15:33  
 Page: 93

**PGM Year:** 2020  
**Project:** 0017 - CDBG-CV1-CV2-CV3 Hotel/Motel Vouchers  
**IDIS Activity:** 2030 - DSSC CDBG-CV2/3 Statewide Hotel/Motel Vouchers

Status: Completed 2/3/2023 2:11:29 PM  
 Location: ,

Objective: Provide decent affordable housing  
 Outcome: Availability/accessibility  
 Matrix Code: Other Public Services Not Listed in 05A-05Y, 03T (05Z) National Objective: LMC

**Activity to prevent, prepare for, and respond to Coronavirus:** Yes

**Initial Funding Date:** 04/07/2021

**Description:**  
 Delaware's homeless population has not been able to stay in emergency shelters due to the coronavirus. The Delaware State Housing Authority will administer this activity to house the homeless during the coronavirus epidemic through a contract with the Division of State Service Centers.

**Financing**

	Fund Type	Grant Year	Grant	Funded Amount	Drawn In Program Year	Drawn Thru Program Year
CDBG	EN	2020	B20DW100001	\$2,600,000.00	\$0.00	\$2,600,000.00
<b>Total</b>	<b>Total</b>			<b>\$2,600,000.00</b>	<b>\$0.00</b>	<b>\$2,600,000.00</b>

**Proposed Accomplishments**

People (General) : 800

**Actual Accomplishments**

Number assisted:

	Owner		Renter		Total		Person	
	Total	Hispanic	Total	Hispanic	Total	Hispanic	Total	Hispanic
White:	0	0	0	0	0	0	2,475	139
Black/African American:	0	0	0	0	0	0	3,531	1
Asian:	0	0	0	0	0	0	4	0
American Indian/Alaskan Native:	0	0	0	0	0	0	0	0
Native Hawaiian/Other Pacific Islander:	0	0	0	0	0	0	10	0
American Indian/Alaskan Native & White:	0	0	0	0	0	0	32	0
Asian White:	0	0	0	0	0	0	0	0
Black/African American & White:	0	0	0	0	0	0	0	0
American Indian/Alaskan Native & Black/African American:	0	0	0	0	0	0	0	0
Other multi-racial:	0	0	0	0	0	0	10	0
Asian/Pacific Islander:	0	0	0	0	0	0	0	0
Hispanic:	0	0	0	0	0	0	0	0



U.S. Department of Housing and Urban Development  
 Office of Community Planning and Development  
 Integrated Disbursement and Information System  
 CDBG Activity Summary Report (GPR) for Program Year 2022  
 DELAWARE

Date: 12-Sep-2023  
 Time: 15:33  
 Page: 94

<b>Total:</b>	<b>0</b>	<b>0</b>	<b>0</b>	<b>0</b>	<b>0</b>	<b>0</b>	<b>6,062</b>	<b>140</b>	
Female-headed Households:	0		0		0				
<i>Income Category:</i>									
	<b>Owner</b>	<b>Renter</b>	<b>Total</b>						<b>Person</b>
Extremely Low	0	0	0						6,062
Low Mod	0	0	0						0
Moderate	0	0	0						0
Non Low Moderate	0	0	0						0
Total	0	0	0						6,062
Percent Low/Mod									100.0%

**Annual Accomplishments**

<b>Years</b>	<b>Accomplishment Narrative</b>	<b># Benefitting</b>
2020	The funds were to be used for a contract between DSHA and the Division of State Service Centers (DSSC) in a hotel/motel voucher housing activity for homeless persons and households mostly in Kent and Sussex County, but also in New Castle County affected by the coronavirus. The funds assisted over 800 households/1,000 persons to remain safe in hotels during the pandemic Statewide, Aand this project is complete.	





U.S. Department of Housing and Urban Development  
 Office of Community Planning and Development  
 Integrated Disbursement and Information System  
 CDBG Activity Summary Report (GPR) for Program Year 2022  
 DELAWARE

Date: 12-Sep-2023  
 Time: 15:33  
 Page: 95

**PGM Year:** 2020  
**Project:** 0021 - CDBG-CV1-CV2-CV3 Food and Food Delivery  
**IDIS Activity:** 2037 - Boys and Girls Club of Delaware CV2-3 Food and Food Delivery  
 Status: Completed 4/5/2023 12:00:00 AM Objective: Create suitable living environments  
 Location: , Outcome: Availability/accessibility  
 Matrix Code: Transportation Services (05E) National Objective: LMC

**Activity to prevent, prepare for, and respond to Coronavirus:** Yes

**Initial Funding Date:** 04/15/2021

**Description:**

The Delaware State Housing Authority is contracting directly with the Boys and Girls Club of Delaware to provide Food and Food Delivery services to homeless persons statewide.

**Financing**

	Fund Type	Grant Year	Grant	Funded Amount	Drawn In Program Year	Drawn Thru Program Year
CDBG	EN	2020	B20DW100001	\$66,873.69	\$0.00	\$66,873.69
<b>Total</b>	<b>Total</b>			<b>\$66,873.69</b>	<b>\$0.00</b>	<b>\$66,873.69</b>

**Proposed Accomplishments**

People (General) : 385

**Actual Accomplishments**

Number assisted:

	Owner		Renter		Total		Person	
	Total	Hispanic	Total	Hispanic	Total	Hispanic	Total	Hispanic
White:	0	0	0	0	0	0	4,143	725
Black/African American:	0	0	0	0	0	0	3,730	0
Asian:	0	0	0	0	0	0	196	0
American Indian/Alaskan Native:	0	0	0	0	0	0	13	0
Native Hawaiian/Other Pacific Islander:	0	0	0	0	0	0	26	0
American Indian/Alaskan Native & White:	0	0	0	0	0	0	0	0
Asian White:	0	0	0	0	0	0	0	0
Black/African American & White:	0	0	0	0	0	0	0	0
American Indian/Alaskan Native & Black/African American:	0	0	0	0	0	0	0	0
Other multi-racial:	0	0	0	0	0	0	739	0
Asian/Pacific Islander:	0	0	0	0	0	0	0	0
Hispanic:	0	0	0	0	0	0	0	0
<b>Total:</b>	<b>0</b>	<b>0</b>	<b>0</b>	<b>0</b>	<b>0</b>	<b>0</b>	<b>8,847</b>	<b>725</b>



U.S. Department of Housing and Urban Development  
 Office of Community Planning and Development  
 Integrated Disbursement and Information System  
 CDBG Activity Summary Report (GPR) for Program Year 2022  
 DELAWARE

Date: 12-Sep-2023  
 Time: 15:33  
 Page: 96

Female-headed Households: 0 0 0

*Income Category:*

	<b>Owner</b>	<b>Renter</b>	<b>Total</b>	<b>Person</b>
Extremely Low	0	0	0	8,847
Low Mod	0	0	0	0
Moderate	0	0	0	0
Non Low Moderate	0	0	0	0
Total	0	0	0	8,847
Percent Low/Mod				100.0%

**Annual Accomplishments**

<b>Years</b>	<b>Accomplishment Narrative</b>	<b># Benefitting</b>
2020	The Boys and Girls Club of Delaware has provided Food and Food Delivery services to 8,847 homeless persons statewide.	



U.S. Department of Housing and Urban Development  
 Office of Community Planning and Development  
 Integrated Disbursement and Information System  
 CDBG Activity Summary Report (GPR) for Program Year 2022  
 DELAWARE

Date: 12-Sep-2023  
 Time: 15:33  
 Page: 97

**PGM Year:** 2020  
**Project:** 0020 - CDBG-CV1-CV2-CV3 Legal Services  
**IDIS Activity:** 2038 - Community Legal Aid Society CV2-3 Legal Services  
**Status:** Open  
**Location:** ,  
**Objective:** Provide decent affordable housing  
**Outcome:** Availability/accessibility  
**Matrix Code:** Legal Services (05C) **National Objective:** LMC

**Activity to prevent, prepare for, and respond to Coronavirus:** Yes

**Initial Funding Date:** 04/23/2021

**Description:**  
 The Delaware State Housing Authority has contracted with the Community Legal Aid Society to provide legal services to low- and moderate-income persons who need legal help statewide needed as a result of the COVID-19 pandemic.

**Financing**

	Fund Type	Grant Year	Grant	Funded Amount	Drawn In Program Year	Drawn Thru Program Year
CDBG	EN	2020	B20DW100001	\$750,000.00	\$448,853.44	\$450,885.42
<b>Total</b>	<b>Total</b>			<b>\$750,000.00</b>	<b>\$448,853.44</b>	<b>\$450,885.42</b>

**Proposed Accomplishments**

People (General) : 100

**Actual Accomplishments**

Number assisted:

	Owner		Renter		Total		Person	
	Total	Hispanic	Total	Hispanic	Total	Hispanic	Total	Hispanic
White:	0	0	0	0	0	0	50	5
Black/African American:	0	0	0	0	0	0	67	0
Asian:	0	0	0	0	0	0	0	0
American Indian/Alaskan Native:	0	0	0	0	0	0	0	0
Native Hawaiian/Other Pacific Islander:	0	0	0	0	0	0	0	0
American Indian/Alaskan Native & White:	0	0	0	0	0	0	0	0
Asian White:	0	0	0	0	0	0	0	0
Black/African American & White:	0	0	0	0	0	0	0	0
American Indian/Alaskan Native & Black/African American:	0	0	0	0	0	0	0	0
Other multi-racial:	0	0	0	0	0	0	0	0
Asian/Pacific Islander:	0	0	0	0	0	0	0	0
Hispanic:	0	0	0	0	0	0	0	0



U.S. Department of Housing and Urban Development  
 Office of Community Planning and Development  
 Integrated Disbursement and Information System  
 CDBG Activity Summary Report (GPR) for Program Year 2022  
 DELAWARE

Date: 12-Sep-2023

Time: 15:33

Page: 98

<b>Total:</b>	<b>0</b>	<b>0</b>	<b>0</b>	<b>0</b>	<b>0</b>	<b>0</b>	<b>117</b>	<b>5</b>	
Female-headed Households:	0		0		0				
<i>Income Category:</i>									
	<b>Owner</b>	<b>Renter</b>	<b>Total</b>						<b>Person</b>
Extremely Low	0	0	0						117
Low Mod	0	0	0						0
Moderate	0	0	0						0
Non Low Moderate	0	0	0						0
Total	0	0	0						117
Percent Low/Mod									100.0%

**Annual Accomplishments**

<b>Years</b>	<b>Accomplishment Narrative</b>	<b># Benefiting</b>
2023		



U.S. Department of Housing and Urban Development  
 Office of Community Planning and Development  
 Integrated Disbursement and Information System  
 CDBG Activity Summary Report (GPR) for Program Year 2022  
 DELAWARE

Date: 12-Sep-2023  
 Time: 15:33  
 Page: 99

**PGM Year:** 2020  
**Project:** 0019 - CDBG-CV1-CV2-CV3 Subsistence Payments  
**IDIS Activity:** 2041 - Catholic Charities CDBG CV2-3 Subsistence Payments

Status: Completed 2/2/2023 2:34:31 PM  
 Location: ,

Objective: Provide decent affordable housing  
 Outcome: Sustainability  
 Matrix Code: Subsistence Payment (05Q) National Objective: LMC

**Activity to prevent, prepare for, and respond to Coronavirus:** Yes

**Initial Funding Date:** 04/23/2021

**Description:**

The Delaware State Housing Authority has contracted with the Catholic Charities to provide subsistence payments to low- and moderate-income persons who need financial assistance with their rent, mortgages, or utilities statewide, as a result of the COVID-19 pandemic.

**Financing**

	Fund Type	Grant Year	Grant	Funded Amount	Drawn In Program Year	Drawn Thru Program Year
CDBG	EN	2020	B20DW100001	\$200,000.00	\$98,399.45	\$200,000.00
<b>Total</b>	<b>Total</b>			<b>\$200,000.00</b>	<b>\$98,399.45</b>	<b>\$200,000.00</b>

**Proposed Accomplishments**

People (General) : 125

**Actual Accomplishments**

Number assisted:

	Owner		Renter		Total		Person	
	Total	Hispanic	Total	Hispanic	Total	Hispanic	Total	Hispanic
White:	0	0	0	0	0	0	136	33
Black/African American:	0	0	0	0	0	0	283	0
Asian:	0	0	0	0	0	0	0	0
American Indian/Alaskan Native:	0	0	0	0	0	0	0	0
Native Hawaiian/Other Pacific Islander:	0	0	0	0	0	0	0	0
American Indian/Alaskan Native & White:	0	0	0	0	0	0	0	0
Asian White:	0	0	0	0	0	0	0	0
Black/African American & White:	0	0	0	0	0	0	3	0
American Indian/Alaskan Native & Black/African American:	0	0	0	0	0	0	0	0
Other multi-racial:	0	0	0	0	0	0	0	0
Asian/Pacific Islander:	0	0	0	0	0	0	0	0
Hispanic:	0	0	0	0	0	0	0	0



U.S. Department of Housing and Urban Development  
 Office of Community Planning and Development  
 Integrated Disbursement and Information System  
 CDBG Activity Summary Report (GPR) for Program Year 2022  
 DELAWARE

Date: 12-Sep-2023  
 Time: 15:33  
 Page: 100

<b>Total:</b>	<b>0</b>	<b>0</b>	<b>0</b>	<b>0</b>	<b>0</b>	<b>0</b>	<b>422</b>	<b>33</b>	
Female-headed Households:	0		0		0				
<i>Income Category:</i>									
	<b>Owner</b>	<b>Renter</b>	<b>Total</b>						<b>Person</b>
Extremely Low	0	0	0						178
Low Mod	0	0	0						233
Moderate	0	0	0						11
Non Low Moderate	0	0	0						0
Total	0	0	0						422
Percent Low/Mod									100.0%

**Annual Accomplishments**

<b>Years</b>	<b>Accomplishment Narrative</b>	<b># Benefiting</b>
2020	Catholic Charities has provided subsistence payments to 115 low- and moderate-income persons who needed financial assistance with their rent, mortgages, or utilities statewide, as a result of the COVID-19 pandemic.	



U.S. Department of Housing and Urban Development  
 Office of Community Planning and Development  
 Integrated Disbursement and Information System  
 CDBG Activity Summary Report (GPR) for Program Year 2022  
 DELAWARE

Date: 12-Sep-2023  
 Time: 15:33  
 Page: 101

**PGM Year:** 2020  
**Project:** 0019 - CDBG-CV1-CV2-CV3 Subsistence Payments  
**IDIS Activity:** 2042 - Family Promise of Northern New Castle County CDBG CV2-3 Subsistence Payments  
**Status:** Completed 2/2/2023 3:01:33 PM  
**Location:** ,  
**Objective:** Provide decent affordable housing  
**Outcome:** Sustainability  
**Matrix Code:** Subsistence Payment (05Q) **National Objective:** LMC

**Activity to prevent, prepare for, and respond to Coronavirus:** Yes

**Initial Funding Date:** 04/23/2021

**Description:**  
 The Delaware State Housing Authority has contracted with Family Promise of Northern New Castle County to provide subsistence payments to low- and moderate-income persons who need financial assistance with their rent, mortgages, or utilities statewide, as a result of the COVID-19 pandemic.

**Financing**

	Fund Type	Grant Year	Grant	Funded Amount	Drawn In Program Year	Drawn Thru Program Year
CDBG	EN	2020	B20DW100001	\$150,000.00	\$0.00	\$150,000.00
<b>Total</b>	<b>Total</b>			<b>\$150,000.00</b>	<b>\$0.00</b>	<b>\$150,000.00</b>

**Proposed Accomplishments**

People (General) : 100

**Actual Accomplishments**

Number assisted:

	Owner		Renter		Total		Person	
	Total	Hispanic	Total	Hispanic	Total	Hispanic	Total	Hispanic
White:	0	0	0	0	0	0	39	3
Black/African American:	0	0	0	0	0	0	68	0
Asian:	0	0	0	0	0	0	0	0
American Indian/Alaskan Native:	0	0	0	0	0	0	0	0
Native Hawaiian/Other Pacific Islander:	0	0	0	0	0	0	0	0
American Indian/Alaskan Native & White:	0	0	0	0	0	0	0	0
Asian White:	0	0	0	0	0	0	0	0
Black/African American & White:	0	0	0	0	0	0	4	0
American Indian/Alaskan Native & Black/African American:	0	0	0	0	0	0	0	0
Other multi-racial:	0	0	0	0	0	0	4	0
Asian/Pacific Islander:	0	0	0	0	0	0	0	0
Hispanic:	0	0	0	0	0	0	0	0



U.S. Department of Housing and Urban Development  
 Office of Community Planning and Development  
 Integrated Disbursement and Information System  
 CDBG Activity Summary Report (GPR) for Program Year 2022  
 DELAWARE

Date: 12-Sep-2023  
 Time: 15:33  
 Page: 102

<b>Total:</b>	<b>0</b>	<b>0</b>	<b>0</b>	<b>0</b>	<b>0</b>	<b>0</b>	<b>115</b>	<b>3</b>	
Female-headed Households:	0		0		0				
<i>Income Category:</i>									
	<b>Owner</b>	<b>Renter</b>	<b>Total</b>						<b>Person</b>
Extremely Low	0	0	0						115
Low Mod	0	0	0						0
Moderate	0	0	0						0
Non Low Moderate	0	0	0						0
Total	0	0	0						115
Percent Low/Mod									100.0%

**Annual Accomplishments**

<b>Years</b>	<b>Accomplishment Narrative</b>	<b># Benefitting</b>
2020	The Family Promise of Northern New Castle County subsistence program provides rent, utilities and security deposits for families that are close to being evicted and being homeless and diverting families from the homeless shelter system. Funds are paid directly to third party landlords and utility companies. Family Promise also provides case management to the families to assist households with self-sufficiency.	





U.S. Department of Housing and Urban Development  
 Office of Community Planning and Development  
 Integrated Disbursement and Information System  
 CDBG Activity Summary Report (GPR) for Program Year 2022  
 DELAWARE

Date: 12-Sep-2023  
 Time: 15:33  
 Page: 103

**PGM Year:** 2020  
**Project:** 0019 - CDBG-CV1-CV2-CV3 Subsistence Payments  
**IDIS Activity:** 2043 - Lutheran Community Services CDBG CV2-3 Subsistence Payments  
**Status:** Completed 2/2/2023 3:16:06 PM  
**Location:** ,  
**Objective:** Provide decent affordable housing  
**Outcome:** Sustainability  
**Matrix Code:** Subsistence Payment (05Q) **National Objective:** LMC

**Activity to prevent, prepare for, and respond to Coronavirus:** Yes

**Initial Funding Date:** 04/22/2021

**Description:**  
 The Delaware State Housing Authority has contracted with Lutheran Community Services to provide subsistence payments to low- and moderate-income persons who need financial assistance with their rent, mortgages, or utilities statewide, as a result of the COVID-19 pandemic.

**Financing**

	Fund Type	Grant Year	Grant	Funded Amount	Drawn In Program Year	Drawn Thru Program Year
CDBG	EN	2020	B20DW100001	\$150,000.00	\$0.00	\$150,000.00
<b>Total</b>	<b>Total</b>			<b>\$150,000.00</b>	<b>\$0.00</b>	<b>\$150,000.00</b>

**Proposed Accomplishments**

People (General) : 100

**Actual Accomplishments**

Number assisted:

	Owner		Renter		Total		Person	
	Total	Hispanic	Total	Hispanic	Total	Hispanic	Total	Hispanic
White:	0	0	0	0	0	0	18	14
Black/African American:	0	0	0	0	0	0	82	0
Asian:	0	0	0	0	0	0	0	0
American Indian/Alaskan Native:	0	0	0	0	0	0	0	0
Native Hawaiian/Other Pacific Islander:	0	0	0	0	0	0	0	0
American Indian/Alaskan Native & White:	0	0	0	0	0	0	0	0
Asian White:	0	0	0	0	0	0	0	0
Black/African American & White:	0	0	0	0	0	0	0	0
American Indian/Alaskan Native & Black/African American:	0	0	0	0	0	0	0	0
Other multi-racial:	0	0	0	0	0	0	7	3
Asian/Pacific Islander:	0	0	0	0	0	0	0	0
Hispanic:	0	0	0	0	0	0	0	0



U.S. Department of Housing and Urban Development  
 Office of Community Planning and Development  
 Integrated Disbursement and Information System  
 CDBG Activity Summary Report (GPR) for Program Year 2022  
 DELAWARE

Date: 12-Sep-2023  
 Time: 15:33  
 Page: 104

<b>Total:</b>	<b>0</b>	<b>0</b>	<b>0</b>	<b>0</b>	<b>0</b>	<b>0</b>	<b>107</b>	<b>17</b>	
Female-headed Households:	0		0		0				
<i>Income Category:</i>									
	<b>Owner</b>	<b>Renter</b>	<b>Total</b>						<b>Person</b>
Extremely Low	0	0	0						47
Low Mod	0	0	0						31
Moderate	0	0	0						29
Non Low Moderate	0	0	0						0
Total	0	0	0						107
Percent Low/Mod									100.0%

**Annual Accomplishments**

<b>Years</b>	<b>Accomplishment Narrative</b>	<b># Benefiting</b>
2020	Activity to provide subsistence payments to low- and moderate-income persons who need financial assistance with their rent, mortgages, or utilities statewide, as a result of the COVID-19 pandemic has served 107 persons and is complete.	



U.S. Department of Housing and Urban Development  
 Office of Community Planning and Development  
 Integrated Disbursement and Information System  
 CDBG Activity Summary Report (GPR) for Program Year 2022  
 DELAWARE

Date: 12-Sep-2023  
 Time: 15:33  
 Page: 105

**PGM Year:** 2020  
**Project:** 0017 - CDBG-CV1-CV2-CV3 Hotel/Motel Vouchers  
**IDIS Activity:** 2044 - Lighthouse for Broken Wings Hotel/Motel Vouchers  
**Status:** Completed 2/2/2023 2:12:16 PM  
**Location:** ,  
**Objective:** Provide decent affordable housing  
**Outcome:** Availability/accessibility  
**Matrix Code:** Other Public Services Not Listed in 05A-05Y, 03T (05Z) **National Objective:** LMC

**Activity to prevent, prepare for, and respond to Coronavirus:** Yes

**Initial Funding Date:** 04/26/2021

**Description:**

Delaware's homeless population has not been able to stay in emergency shelters due to the coronavirus. The Delaware State Housing Authority will administer this activity to house the homeless during the coronavirus epidemic through a contract with Lighthouse for Broken Wings.

**Financing**

	Fund Type	Grant Year	Grant	Funded Amount	Drawn In Program Year	Drawn Thru Program Year
CDBG	EN	2020	B20DW100001	\$96,000.00	\$0.00	\$96,000.00
<b>Total</b>	<b>Total</b>			<b>\$96,000.00</b>	<b>\$0.00</b>	<b>\$96,000.00</b>

**Proposed Accomplishments**

People (General) : 50

**Actual Accomplishments**

Number assisted:

	Owner		Renter		Total		Person	
	Total	Hispanic	Total	Hispanic	Total	Hispanic	Total	Hispanic
White:	0	0	0	0	0	0	57	10
Black/African American:	0	0	0	0	0	0	23	0
Asian:	0	0	0	0	0	0	0	0
American Indian/Alaskan Native:	0	0	0	0	0	0	0	0
Native Hawaiian/Other Pacific Islander:	0	0	0	0	0	0	0	0
American Indian/Alaskan Native & White:	0	0	0	0	0	0	0	0
Asian White:	0	0	0	0	0	0	0	0
Black/African American & White:	0	0	0	0	0	0	0	0
American Indian/Alaskan Native & Black/African American:	0	0	0	0	0	0	0	0
Other multi-racial:	0	0	0	0	0	0	0	0
Asian/Pacific Islander:	0	0	0	0	0	0	0	0
Hispanic:	0	0	0	0	0	0	0	0



U.S. Department of Housing and Urban Development  
 Office of Community Planning and Development  
 Integrated Disbursement and Information System  
 CDBG Activity Summary Report (GPR) for Program Year 2022  
 DELAWARE

Date: 12-Sep-2023  
 Time: 15:33  
 Page: 106

<b>Total:</b>	<b>0</b>	<b>0</b>	<b>0</b>	<b>0</b>	<b>0</b>	<b>0</b>	<b>80</b>	<b>10</b>	
Female-headed Households:	0		0		0				
<i>Income Category:</i>									
	<b>Owner</b>	<b>Renter</b>	<b>Total</b>						<b>Person</b>
Extremely Low	0	0	0						80
Low Mod	0	0	0						0
Moderate	0	0	0						0
Non Low Moderate	0	0	0						0
Total	0	0	0						80
Percent Low/Mod									100.0%

**Annual Accomplishments**

<b>Years</b>	<b>Accomplishment Narrative</b>	<b># Benefiting</b>
2020	The funds to be used for hotel/motel voucher housing activity for homeless Sussex County residents affected by the coronavirus. The funds assisted 80 persons/30 households to remain safe in hotels during the pandemic from Sussex County, and is complete.	



U.S. Department of Housing and Urban Development  
 Office of Community Planning and Development  
 Integrated Disbursement and Information System  
 CDBG Activity Summary Report (GPR) for Program Year 2022  
 DELAWARE

Date: 12-Sep-2023  
 Time: 15:33  
 Page: 107

**PGM Year:** 2020  
**Project:** 0017 - CDBG-CV1-CV2-CV3 Hotel/Motel Vouchers  
**IDIS Activity:** 2045 - Love Inc Hotel/Motel Vouchers

Status: Open  
 Location: ,

Objective: Provide decent affordable housing  
 Outcome: Availability/accessibility  
 Matrix Code: Other Public Services Not Listed in 05A-05Y, 03T (05Z) National Objective: LMC

**Activity to prevent, prepare for, and respond to Coronavirus:** Yes

**Initial Funding Date:** 04/26/2021

**Description:**

Delaware's homeless population has not been able to stay in emergency shelters due to the coronavirus. The Delaware State Housing Authority will administer this activity to house the homeless during the coronavirus epidemic through a contract with Love Inc. of Mid-Delmarva, Inc.

**Financing**

	Fund Type	Grant Year	Grant	Funded Amount	Drawn In Program Year	Drawn Thru Program Year
CDBG	EN	2020	B20DW100001	\$250,000.00	\$148,149.06	\$191,000.67
<b>Total</b>	<b>Total</b>			<b>\$250,000.00</b>	<b>\$148,149.06</b>	<b>\$191,000.67</b>

**Proposed Accomplishments**

People (General) : 80

**Actual Accomplishments**

Number assisted:

	Owner		Renter		Total		Person	
	Total	Hispanic	Total	Hispanic	Total	Hispanic	Total	Hispanic
White:	0	0	0	0	0	0	49	9
Black/African American:	0	0	0	0	0	0	22	0
Asian:	0	0	0	0	0	0	0	0
American Indian/Alaskan Native:	0	0	0	0	0	0	0	0
Native Hawaiian/Other Pacific Islander:	0	0	0	0	0	0	0	0
American Indian/Alaskan Native & White:	0	0	0	0	0	0	0	0
Asian White:	0	0	0	0	0	0	0	0
Black/African American & White:	0	0	0	0	0	0	0	0
American Indian/Alaskan Native & Black/African American:	0	0	0	0	0	0	0	0
Other multi-racial:	0	0	0	0	0	0	9	0
Asian/Pacific Islander:	0	0	0	0	0	0	0	0
Hispanic:	0	0	0	0	0	0	0	0



U.S. Department of Housing and Urban Development  
 Office of Community Planning and Development  
 Integrated Disbursement and Information System  
 CDBG Activity Summary Report (GPR) for Program Year 2022  
 DELAWARE

Date: 12-Sep-2023  
 Time: 15:33  
 Page: 108

<b>Total:</b>	<b>0</b>	<b>0</b>	<b>0</b>	<b>0</b>	<b>0</b>	<b>0</b>	<b>80</b>	<b>9</b>	
Female-headed Households:	0		0		0				
<i>Income Category:</i>									
	<b>Owner</b>	<b>Renter</b>	<b>Total</b>						<b>Person</b>
Extremely Low	0	0	0						80
Low Mod	0	0	0						0
Moderate	0	0	0						0
Non Low Moderate	0	0	0						0
Total	0	0	0						80
Percent Low/Mod									100.0%

**Annual Accomplishments**

<b>Years</b>	<b>Accomplishment Narrative</b>	<b># Benefiting</b>
2020	The funds were to be used for hotel/motel voucher housing activity for homeless Sussex County residents affected by the coronavirus. The funds assisted 39 households/80 persons to remain safe in hotels during the pandemic from Sussex County.	



U.S. Department of Housing and Urban Development  
 Office of Community Planning and Development  
 Integrated Disbursement and Information System  
 CDBG Activity Summary Report (GPR) for Program Year 2022  
 DELAWARE

Date: 12-Sep-2023  
 Time: 15:33  
 Page: 109

**PGM Year:** 2020  
**Project:** 0017 - CDBG-CV1-CV2-CV3 Hotel/Motel Vouchers  
**IDIS Activity:** 2046 - Code Purple Kent County Delaware Hotel/Motel Vouchers

Status: Completed 2/15/2023 12:00:00 AM      Objective: Provide decent affordable housing  
 Location: ,      Outcome: Availability/accessibility  
 Matrix Code: Other Public Services Not Listed in      National Objective: LMC  
 05A-05Y, 03T (05Z)

**Activity to prevent, prepare for, and respond to Coronavirus:** Yes

**Initial Funding Date:** 04/26/2021

**Description:**  
 Delaware's homeless population has not been able to stay in emergency shelters due to the coronavirus.  
 The Delaware State Housing Authority will administer this activity to house the homeless during the coronavirus epidemic through a contract with Code Purple Kent County Delaware.

**Financing**

	Fund Type	Grant Year	Grant	Funded Amount	Drawn In Program Year	Drawn Thru Program Year
CDBG	EN	2020	B20DW100001	\$104,000.00	\$43,227.97	\$104,000.00
<b>Total</b>	<b>Total</b>			<b>\$104,000.00</b>	<b>\$43,227.97</b>	<b>\$104,000.00</b>

**Proposed Accomplishments**

People (General) : 150

**Actual Accomplishments**

Number assisted:

	Owner		Renter		Total		Person	
	Total	Hispanic	Total	Hispanic	Total	Hispanic	Total	Hispanic
White:	0	0	0	0	0	0	55	2
Black/African American:	0	0	0	0	0	0	78	0
Asian:	0	0	0	0	0	0	0	0
American Indian/Alaskan Native:	0	0	0	0	0	0	0	0
Native Hawaiian/Other Pacific Islander:	0	0	0	0	0	0	0	0
American Indian/Alaskan Native & White:	0	0	0	0	0	0	0	0
Asian White:	0	0	0	0	0	0	0	0
Black/African American & White:	0	0	0	0	0	0	2	0
American Indian/Alaskan Native & Black/African American:	0	0	0	0	0	0	0	0
Other multi-racial:	0	0	0	0	0	0	0	0
Asian/Pacific Islander:	0	0	0	0	0	0	0	0
Hispanic:	0	0	0	0	0	0	0	0



U.S. Department of Housing and Urban Development  
 Office of Community Planning and Development  
 Integrated Disbursement and Information System  
 CDBG Activity Summary Report (GPR) for Program Year 2022  
 DELAWARE

Date: 12-Sep-2023  
 Time: 15:33  
 Page: 110

<b>Total:</b>	<b>0</b>	<b>0</b>	<b>0</b>	<b>0</b>	<b>0</b>	<b>0</b>	<b>135</b>	<b>2</b>	
Female-headed Households:	0		0		0				
<i>Income Category:</i>									
	<b>Owner</b>	<b>Renter</b>	<b>Total</b>						<b>Person</b>
Extremely Low	0	0	0						135
Low Mod	0	0	0						0
Moderate	0	0	0						0
Non Low Moderate	0	0	0						0
Total	0	0	0						135
Percent Low/Mod									100.0%

**Annual Accomplishments**

<b>Years</b>	<b>Accomplishment Narrative</b>	<b># Benefiting</b>
2021		





U.S. Department of Housing and Urban Development  
 Office of Community Planning and Development  
 Integrated Disbursement and Information System  
 CDBG Activity Summary Report (GPR) for Program Year 2022  
 DELAWARE

Date: 12-Sep-2023  
 Time: 15:33  
 Page: 111

**PGM Year:** 2020  
**Project:** 0017 - CDBG-CV1-CV2-CV3 Hotel/Motel Vouchers  
**IDIS Activity:** 2047 - Community Resource Center Hotel/Motel Vouchers  
**Status:** Completed 2/2/2023 1:54:03 PM  
**Location:** ,  
**Objective:** Provide decent affordable housing  
**Outcome:** Availability/accessibility  
**Matrix Code:** Other Public Services Not Listed in 05A-05Y, 03T (05Z) **National Objective:** LMC

**Activity to prevent, prepare for, and respond to Coronavirus:** Yes

**Initial Funding Date:** 04/26/2021

**Description:**  
 Delaware's homeless population has not been able to stay in emergency shelters due to the coronavirus.  
 The Delaware State Housing Authority will administer this activity to house the homeless during the coronavirus epidemic through a contract with Community Resource Center, Inc.

**Financing**

	Fund Type	Grant Year	Grant	Funded Amount	Drawn In Program Year	Drawn Thru Program Year
CDBG	EN	2020	B20DW100001	\$100,000.00	\$0.00	\$100,000.00
<b>Total</b>	<b>Total</b>			<b>\$100,000.00</b>	<b>\$0.00</b>	<b>\$100,000.00</b>

**Proposed Accomplishments**

People (General) : 125

**Actual Accomplishments**

Number assisted:

	Owner		Renter		Total		Person	
	Total	Hispanic	Total	Hispanic	Total	Hispanic	Total	Hispanic
White:	0	0	0	0	0	0	121	7
Black/African American:	0	0	0	0	0	0	104	0
Asian:	0	0	0	0	0	0	0	0
American Indian/Alaskan Native:	0	0	0	0	0	0	8	0
Native Hawaiian/Other Pacific Islander:	0	0	0	0	0	0	0	0
American Indian/Alaskan Native & White:	0	0	0	0	0	0	0	0
Asian White:	0	0	0	0	0	0	0	0
Black/African American & White:	0	0	0	0	0	0	0	0
American Indian/Alaskan Native & Black/African American:	0	0	0	0	0	0	0	0
Other multi-racial:	0	0	0	0	0	0	16	0
Asian/Pacific Islander:	0	0	0	0	0	0	0	0
Hispanic:	0	0	0	0	0	0	0	0



U.S. Department of Housing and Urban Development  
 Office of Community Planning and Development  
 Integrated Disbursement and Information System  
 CDBG Activity Summary Report (GPR) for Program Year 2022  
 DELAWARE

Date: 12-Sep-2023  
 Time: 15:33  
 Page: 112

<b>Total:</b>	<b>0</b>	<b>0</b>	<b>0</b>	<b>0</b>	<b>0</b>	<b>0</b>	<b>249</b>	<b>7</b>	
Female-headed Households:	0		0		0				
<i>Income Category:</i>									
	<b>Owner</b>	<b>Renter</b>	<b>Total</b>						<b>Person</b>
Extremely Low	0	0	0						249
Low Mod	0	0	0						0
Moderate	0	0	0						0
Non Low Moderate	0	0	0						0
Total	0	0	0						249
Percent Low/Mod									100.0%

**Annual Accomplishments**

<b>Years</b>	<b>Accomplishment Narrative</b>	<b># Benefitting</b>
2020	The funds were to be used for a contract between DSHA and the Community Resource Center (CRC) in a hotel/motel voucher housing activity for homeless persons and households mostly in Sussex County affected by the coronavirus. The funds assisted over 100 households/125 persons to remain safe in hotels during the pandemic.	



U.S. Department of Housing and Urban Development  
 Office of Community Planning and Development  
 Integrated Disbursement and Information System  
 CDBG Activity Summary Report (GPR) for Program Year 2022  
 DELAWARE

Date: 12-Sep-2023  
 Time: 15:33  
 Page: 113

**PGM Year:** 2020  
**Project:** 0009 - CDBG-CV1 General Administration  
**IDIS Activity:** 2048 - Sussex County CV1 General Administration

**Status:** Open  
**Location:** ,  
**Objective:**  
**Outcome:**  
**Matrix Code:** General Program Administration (21A)      **National Objective:**

**Activity to prevent, prepare for, and respond to Coronavirus:** Yes

**Initial Funding Date:** 04/23/2021

**Description:**  
 General Administration of Sussex County's CDBG CV-1 program.

**Financing**

	Fund Type	Grant Year	Grant	Funded Amount	Drawn In Program Year	Drawn Thru Program Year
CDBG	EN	2020	B20DW100001	\$75,000.00	\$15,000.00	\$30,000.00
<b>Total</b>	<b>Total</b>			<b>\$75,000.00</b>	<b>\$15,000.00</b>	<b>\$30,000.00</b>

**Proposed Accomplishments**

**Actual Accomplishments**

*Number assisted:*

	Owner		Renter		Total		Person	
	Total	Hispanic	Total	Hispanic	Total	Hispanic	Total	Hispanic
White:					0	0		
Black/African American:					0	0		
Asian:					0	0		
American Indian/Alaskan Native:					0	0		
Native Hawaiian/Other Pacific Islander:					0	0		
American Indian/Alaskan Native & White:					0	0		
Asian White:					0	0		
Black/African American & White:					0	0		
American Indian/Alaskan Native & Black/African American:					0	0		
Other multi-racial:					0	0		
Asian/Pacific Islander:					0	0		
Hispanic:					0	0		
<b>Total:</b>	<b>0</b>	<b>0</b>	<b>0</b>	<b>0</b>	<b>0</b>	<b>0</b>	<b>0</b>	<b>0</b>
Female-headed Households:					0			



U.S. Department of Housing and Urban Development  
Office of Community Planning and Development  
Integrated Disbursement and Information System  
CDBG Activity Summary Report (GPR) for Program Year 2022  
DELAWARE

Date: 12-Sep-2023

Time: 15:33

Page: 114

*Income Category:*

	<b>Owner</b>	<b>Renter</b>	<b>Total</b>	<b>Person</b>
Extremely Low			0	
Low Mod			0	
Moderate			0	
Non Low Moderate			0	
Total	0	0	0	0
Percent Low/Mod				

**Annual Accomplishments**

No data returned for this view. This might be because the applied filter excludes all data.



U.S. Department of Housing and Urban Development  
 Office of Community Planning and Development  
 Integrated Disbursement and Information System  
 CDBG Activity Summary Report (GPR) for Program Year 2022  
 DELAWARE

Date: 12-Sep-2023  
 Time: 15:33  
 Page: 115

**PGM Year:** 2020  
**Project:** 0019 - CDBG-CV1-CV2-CV3 Subsistence Payments  
**IDIS Activity:** 2049 - Sussex County CV1 Subsistence Payments  
**Status:** Open  
**Location:** ,  
**Objective:** Provide decent affordable housing  
**Outcome:** Sustainability  
**Matrix Code:** Subsistence Payment (05Q) **National Objective:** LMC

**Activity to prevent, prepare for, and respond to Coronavirus:** Yes

**Initial Funding Date:** 04/23/2021

**Description:**  
 Sussex County will provide subsistence payments to lowmod income Sussex County residents who cannot pay rent, mortgages, or utilities due to the COVID-19. Three non-profit agencies will assist Sussex County by verifying and documenting the LMI status of applicants and distributing the subsistence payments.

**Financing**

	Fund Type	Grant Year	Grant	Funded Amount	Drawn In Program Year	Drawn Thru Program Year
CDBG	EN	2020	B20DW100001	\$80,600.00	\$74,810.13	\$74,810.13
<b>Total</b>	<b>Total</b>			<b>\$80,600.00</b>	<b>\$74,810.13</b>	<b>\$74,810.13</b>

**Proposed Accomplishments**

People (General) : 75

**Actual Accomplishments**

*Number assisted:*

	Owner		Renter		Total		Person	
	Total	Hispanic	Total	Hispanic	Total	Hispanic	Total	Hispanic
White:	0	0	0	0	0	0	44	0
Black/African American:	0	0	0	0	0	0	160	0
Asian:	0	0	0	0	0	0	0	0
American Indian/Alaskan Native:	0	0	0	0	0	0	3	0
Native Hawaiian/Other Pacific Islander:	0	0	0	0	0	0	0	0
American Indian/Alaskan Native & White:	0	0	0	0	0	0	0	0
Asian White:	0	0	0	0	0	0	0	0
Black/African American & White:	0	0	0	0	0	0	0	0
American Indian/Alaskan Native & Black/African American:	0	0	0	0	0	0	0	0
Other multi-racial:	0	0	0	0	0	0	3	0
Asian/Pacific Islander:	0	0	0	0	0	0	0	0
Hispanic:	0	0	0	0	0	0	0	0



U.S. Department of Housing and Urban Development  
 Office of Community Planning and Development  
 Integrated Disbursement and Information System  
 CDBG Activity Summary Report (GPR) for Program Year 2022  
 DELAWARE

Date: 12-Sep-2023  
 Time: 15:33  
 Page: 116

<b>Total:</b>	<b>0</b>	<b>0</b>	<b>0</b>	<b>0</b>	<b>0</b>	<b>0</b>	<b>210</b>	<b>0</b>	
Female-headed Households:	0		0		0				
<i>Income Category:</i>									
	<b>Owner</b>	<b>Renter</b>	<b>Total</b>						<b>Person</b>
Extremely Low	0	0	0						124
Low Mod	0	0	0						68
Moderate	0	0	0						18
Non Low Moderate	0	0	0						0
Total	0	0	0						210
Percent Low/Mod									100.0%

**Annual Accomplishments**

<b>Years</b>	<b>Accomplishment Narrative</b>	<b># Benefitting</b>
2021	Subsistence payments to Love, Inc and Community Resource Center to assist homelessness by providing assistance with hotel/motel expenses during covid.	



U.S. Department of Housing and Urban Development  
 Office of Community Planning and Development  
 Integrated Disbursement and Information System  
 CDBG Activity Summary Report (GPR) for Program Year 2022  
 DELAWARE

Date: 12-Sep-2023  
 Time: 15:33  
 Page: 117

**PGM Year:** 2020  
**Project:** 0020 - CDBG-CV1-CV2-CV3 Legal Services  
**IDIS Activity:** 2050 - Sussex County CV1 Legal Services  
**Status:** Open  
**Location:** ,  
**Objective:** Create suitable living environments  
**Outcome:** Availability/accessibility  
**Matrix Code:** Legal Services (05C) **National Objective:** LMC

**Activity to prevent, prepare for, and respond to Coronavirus:** Yes

**Initial Funding Date:** 04/23/2021

**Description:**

Sussex County will provide legal services to lowmod income Sussex County residents who need legal assistance due to the COVID-19. Two non-profit agencies will assist Sussex County by verifying and documenting the LMI status of applicants and and providing the legal services.

**Financing**

	Fund Type	Grant Year	Grant	Funded Amount	Drawn In Program Year	Drawn Thru Program Year
CDBG	EN	2020	B20DW100001	\$50,000.00	\$0.00	\$0.00
<b>Total</b>	<b>Total</b>			<b>\$50,000.00</b>	<b>\$0.00</b>	<b>\$0.00</b>

**Proposed Accomplishments**

People (General) : 35

**Actual Accomplishments**

Number assisted:

	Owner		Renter		Total		Person	
	Total	Hispanic	Total	Hispanic	Total	Hispanic	Total	Hispanic
White:	0	0	0	0	0	0		0
Black/African American:	0	0	0	0	0	0	0	0
Asian:	0	0	0	0	0	0	0	0
American Indian/Alaskan Native:	0	0	0	0	0	0	0	0
Native Hawaiian/Other Pacific Islander:	0	0	0	0	0	0	0	0
American Indian/Alaskan Native & White:	0	0	0	0	0	0	0	0
Asian White:	0	0	0	0	0	0	0	0
Black/African American & White:	0	0	0	0	0	0	0	0
American Indian/Alaskan Native & Black/African American:	0	0	0	0	0	0	0	0
Other multi-racial:	0	0	0	0	0	0	0	0
Asian/Pacific Islander:	0	0	0	0	0	0	0	0
Hispanic:	0	0	0	0	0	0	0	0



U.S. Department of Housing and Urban Development  
 Office of Community Planning and Development  
 Integrated Disbursement and Information System  
 CDBG Activity Summary Report (GPR) for Program Year 2022  
 DELAWARE

Date: 12-Sep-2023  
 Time: 15:33  
 Page: 118

<b>Total:</b>	<b>0</b>	<b>0</b>	<b>0</b>	<b>0</b>	<b>0</b>	<b>0</b>	<b>0</b>
Female-headed Households:	0		0		0		

<i>Income Category:</i>	<b>Owner</b>	<b>Renter</b>	<b>Total</b>	<b>Person</b>
Extremely Low	0	0	0	0
Low Mod	0	0	0	0
Moderate	0	0	0	0
Non Low Moderate	0	0	0	0
Total	0	0	0	0
Percent Low/Mod				

**Annual Accomplishments**

No data returned for this view. This might be because the applied filter excludes all data.





U.S. Department of Housing and Urban Development  
 Office of Community Planning and Development  
 Integrated Disbursement and Information System  
 CDBG Activity Summary Report (GPR) for Program Year 2022  
 DELAWARE

Date: 12-Sep-2023  
 Time: 15:33  
 Page: 119

**PGM Year:** 2020  
**Project:** 0021 - CDBG-CV1-CV2-CV3 Food and Food Delivery  
**IDIS Activity:** 2051 - Sussex County CV1 Food and Food Delivery  
**Status:** Open  
**Location:** ,  
**Objective:** Create suitable living environments  
**Outcome:** Availability/accessibility  
**Matrix Code:** Transportation Services (05E) **National Objective:** LMC

**Activity to prevent, prepare for, and respond to Coronavirus:** Yes

**Initial Funding Date:** 04/23/2021

**Description:**

Sussex County will provide and deliver food to lowmod income Sussex County residents who need food due to the COVID-19. Five non-profit agencies will assist Sussex County by verifying and documenting the LMI status of applicants, or verifying applicants' homelessness status, and distributing the food to LMI persons.

**Financing**

	Fund Type	Grant Year	Grant	Funded Amount	Drawn In Program Year	Drawn Thru Program Year
CDBG	EN	2020	B20DW100001	\$43,700.00	\$25,000.00	\$25,000.00
<b>Total</b>	<b>Total</b>			<b>\$43,700.00</b>	<b>\$25,000.00</b>	<b>\$25,000.00</b>

**Proposed Accomplishments**

People (General) : 2,333

**Actual Accomplishments**

Number assisted:

	Owner		Renter		Total		Person	
	Total	Hispanic	Total	Hispanic	Total	Hispanic	Total	Hispanic
White:	0	0	0	0	0	0	4,172	226
Black/African American:	0	0	0	0	0	0	501	0
Asian:	0	0	0	0	0	0	54	0
American Indian/Alaskan Native:	0	0	0	0	0	0	0	0
Native Hawaiian/Other Pacific Islander:	0	0	0	0	0	0	0	0
American Indian/Alaskan Native & White:	0	0	0	0	0	0	0	0
Asian White:	0	0	0	0	0	0	0	0
Black/African American & White:	0	0	0	0	0	0	0	0
American Indian/Alaskan Native & Black/African American:	0	0	0	0	0	0	0	0
Other multi-racial:	0	0	0	0	0	0	0	0
Asian/Pacific Islander:	0	0	0	0	0	0	0	0
Hispanic:	0	0	0	0	0	0	0	0



U.S. Department of Housing and Urban Development  
 Office of Community Planning and Development  
 Integrated Disbursement and Information System  
 CDBG Activity Summary Report (GPR) for Program Year 2022  
 DELAWARE

Date: 12-Sep-2023  
 Time: 15:33  
 Page: 120

<b>Total:</b>	<b>0</b>	<b>0</b>	<b>0</b>	<b>0</b>	<b>0</b>	<b>0</b>	<b>4,727</b>	<b>226</b>
Female-headed Households:	0		0		0			
<i>Income Category:</i>								
	<b>Owner</b>	<b>Renter</b>	<b>Total</b>	<b>Person</b>				
Extremely Low	0	0	0	4,727				
Low Mod	0	0	0	0				
Moderate	0	0	0	0				
Non Low Moderate	0	0	0	0				
Total	0	0	0	4,727				
Percent Low/Mod				100.0%				

**Annual Accomplishments**

<b>Years</b>	<b>Accomplishment Narrative</b>	<b># Benefiting</b>
2021		
2022		



U.S. Department of Housing and Urban Development  
 Office of Community Planning and Development  
 Integrated Disbursement and Information System  
 CDBG Activity Summary Report (GPR) for Program Year 2022  
 DELAWARE

Date: 12-Sep-2023  
 Time: 15:33  
 Page: 121

**PGM Year:** 2021  
**Project:** 0003 - 2021 State CDBG Administration  
**IDIS Activity:** 2062 - 2021 State of Delaware CDBG General Administration  
**Status:** Completed 12/2/2022 12:00:00 AM  
**Location:** ,  
**Objective:**  
**Outcome:**  
**Matrix Code:** State Administration (21J) **National Objective:**

**Activity to prevent, prepare for, and respond to Coronavirus:** No

**Initial Funding Date:** 09/10/2021

**Description:**  
 General State administration of the State of Delaware FY2021 CDBG Program is complete.

**Financing**

	Fund Type	Grant Year	Grant	Funded Amount	Drawn In Program Year	Drawn Thru Program Year
CDBG	EN	2021	B21DC100001	\$178,652.00	\$93,112.46	\$178,652.00
<b>Total</b>	<b>Total</b>			<b>\$178,652.00</b>	<b>\$93,112.46</b>	<b>\$178,652.00</b>

**Proposed Accomplishments**

**Actual Accomplishments**

*Number assisted:*

	Owner		Renter		Total		Person	
	Total	Hispanic	Total	Hispanic	Total	Hispanic	Total	Hispanic
White:					0	0		
Black/African American:					0	0		
Asian:					0	0		
American Indian/Alaskan Native:					0	0		
Native Hawaiian/Other Pacific Islander:					0	0		
American Indian/Alaskan Native & White:					0	0		
Asian White:					0	0		
Black/African American & White:					0	0		
American Indian/Alaskan Native & Black/African American:					0	0		
Other multi-racial:					0	0		
Asian/Pacific Islander:					0	0		
Hispanic:					0	0		
<b>Total:</b>	<b>0</b>	<b>0</b>	<b>0</b>	<b>0</b>	<b>0</b>	<b>0</b>	<b>0</b>	<b>0</b>

Female-headed Households: 0



U.S. Department of Housing and Urban Development  
Office of Community Planning and Development  
Integrated Disbursement and Information System  
CDBG Activity Summary Report (GPR) for Program Year 2022  
DELAWARE

Date: 12-Sep-2023

Time: 15:33

Page: 122

*Income Category:*

	<b>Owner</b>	<b>Renter</b>	<b>Total</b>	<b>Person</b>
Extremely Low			0	
Low Mod			0	
Moderate			0	
Non Low Moderate			0	
Total	0	0	0	0
Percent Low/Mod				

**Annual Accomplishments**

No data returned for this view. This might be because the applied filter excludes all data.



U.S. Department of Housing and Urban Development  
 Office of Community Planning and Development  
 Integrated Disbursement and Information System  
 CDBG Activity Summary Report (GPR) for Program Year 2022  
 DELAWARE

Date: 12-Sep-2023  
 Time: 15:33  
 Page: 123

**PGM Year:** 2021  
**Project:** 0004 - SUSSEX COUNTY FY2021 CDBG PROGRAM  
**IDIS Activity:** 2063 - Sussex County FY2021 CDBG General Administration  
**Status:** Completed 8/9/2022 12:00:00 AM  
**Location:** ,  
**Objective:**  
**Outcome:**  
**Matrix Code:** General Program Administration (21A)      **National Objective:**

**Activity to prevent, prepare for, and respond to Coronavirus:** No

**Initial Funding Date:** 09/16/2021

**Description:**  
 General Administration of Sussex County's FY2021 CDBG program.

**Financing**

	Fund Type	Grant Year	Grant	Funded Amount	Drawn In Program Year	Drawn Thru Program Year
CDBG	EN	2021	B21DC100001	\$100,000.00	\$25,000.00	\$100,000.00
<b>Total</b>	<b>Total</b>			<b>\$100,000.00</b>	<b>\$25,000.00</b>	<b>\$100,000.00</b>

**Proposed Accomplishments**

**Actual Accomplishments**

*Number assisted:*

	Owner		Renter		Total		Person	
	Total	Hispanic	Total	Hispanic	Total	Hispanic	Total	Hispanic
White:					0	0		
Black/African American:					0	0		
Asian:					0	0		
American Indian/Alaskan Native:					0	0		
Native Hawaiian/Other Pacific Islander:					0	0		
American Indian/Alaskan Native & White:					0	0		
Asian White:					0	0		
Black/African American & White:					0	0		
American Indian/Alaskan Native & Black/African American:					0	0		
Other multi-racial:					0	0		
Asian/Pacific Islander:					0	0		
Hispanic:					0	0		
<b>Total:</b>	<b>0</b>	<b>0</b>	<b>0</b>	<b>0</b>	<b>0</b>	<b>0</b>	<b>0</b>	<b>0</b>

Female-headed Households: 0



U.S. Department of Housing and Urban Development  
Office of Community Planning and Development  
Integrated Disbursement and Information System  
CDBG Activity Summary Report (GPR) for Program Year 2022  
DELAWARE

Date: 12-Sep-2023  
Time: 15:33  
Page: 124

*Income Category:*

	<b>Owner</b>	<b>Renter</b>	<b>Total</b>	<b>Person</b>
Extremely Low			0	
Low Mod			0	
Moderate			0	
Non Low Moderate			0	
Total	0	0	0	0
Percent Low/Mod				

**Annual Accomplishments**

No data returned for this view. This might be because the applied filter excludes all data.



U.S. Department of Housing and Urban Development  
 Office of Community Planning and Development  
 Integrated Disbursement and Information System  
 CDBG Activity Summary Report (GPR) for Program Year 2022  
 DELAWARE

Date: 12-Sep-2023  
 Time: 15:33  
 Page: 125

**PGM Year:** 2021  
**Project:** 0004 - SUSSEX COUNTY FY2021 CDBG PROGRAM  
**IDIS Activity:** 2064 - Blades Rehab  
 Status: Open  
 Location: ,  
 Objective: Provide decent affordable housing  
 Outcome: Affordability  
 Matrix Code: Rehab; Single-Unit Residential (14A)      National Objective: LMH

**Activity to prevent, prepare for, and respond to Coronavirus:** No

**Initial Funding Date:** 09/21/2021

**Description:**  
 Rehabilitation of four single-family dwelling units in target area.

**Financing**

	Fund Type	Grant Year	Grant	Funded Amount	Drawn In Program Year	Drawn Thru Program Year
CDBG	EN	2021	B21DC100001	\$80,000.00	\$78,450.00	\$79,350.00
<b>Total</b>	<b>Total</b>			<b>\$80,000.00</b>	<b>\$78,450.00</b>	<b>\$79,350.00</b>

**Proposed Accomplishments**

Housing Units : 4

**Actual Accomplishments**

Number assisted:

	Owner		Renter		Total		Person	
	Total	Hispanic	Total	Hispanic	Total	Hispanic	Total	Hispanic
White:	1	0	0	0	1	0	0	0
Black/African American:	1	0	0	0	1	0	0	0
Asian:	0	0	0	0	0	0	0	0
American Indian/Alaskan Native:	0	0	0	0	0	0	0	0
Native Hawaiian/Other Pacific Islander:	0	0	0	0	0	0	0	0
American Indian/Alaskan Native & White:	0	0	0	0	0	0	0	0
Asian White:	0	0	0	0	0	0	0	0
Black/African American & White:	0	0	0	0	0	0	0	0
American Indian/Alaskan Native & Black/African American:	0	0	0	0	0	0	0	0
Other multi-racial:	0	0	0	0	0	0	0	0
Asian/Pacific Islander:	0	0	0	0	0	0	0	0
Hispanic:	0	0	0	0	0	0	0	0
<b>Total:</b>	<b>2</b>	<b>0</b>	<b>0</b>	<b>0</b>	<b>2</b>	<b>0</b>	<b>0</b>	<b>0</b>



U.S. Department of Housing and Urban Development  
 Office of Community Planning and Development  
 Integrated Disbursement and Information System  
 CDBG Activity Summary Report (GPR) for Program Year 2022  
 DELAWARE

Female-headed Households: 1 0 1

Income Category:

	Owner	Renter	Total	Person
Extremely Low	1	0	1	0
Low Mod	1	0	1	0
Moderate	0	0	0	0
Non Low Moderate	0	0	0	0
Total	2	0	2	0
Percent Low/Mod	100.0%		100.0%	

Annual Accomplishments

Years	Accomplishment Narrative	# Benefitting
2021	Activity to rehabilitate four single-family dwelling units in target area has completed two units and has one unit under open contract.	
2022	Activity to rehabilitate four single-family dwelling units in target area completed one additional housing unit for PY2022, for a total of three units completed, and is complete.	





U.S. Department of Housing and Urban Development  
 Office of Community Planning and Development  
 Integrated Disbursement and Information System  
 CDBG Activity Summary Report (GPR) for Program Year 2022  
 DELAWARE

Date: 12-Sep-2023  
 Time: 15:33  
 Page: 127

**PGM Year:** 2021  
**Project:** 0004 - SUSSEX COUNTY FY2021 CDBG PROGRAM  
**IDIS Activity:** 2065 - Ellendale Rehab  
**Status:** Completed 8/14/2023 12:00:00 AM  
**Location:** ,  
**Objective:** Provide decent affordable housing  
**Outcome:** Affordability  
**Matrix Code:** Rehab; Single-Unit Residential (14A)      **National Objective:** LMH

**Activity to prevent, prepare for, and respond to Coronavirus:** No

**Initial Funding Date:** 09/21/2021

**Description:**  
 Rehabilitation of four single-family dwelling units townwide.

**Financing**

	Fund Type	Grant Year	Grant	Funded Amount	Drawn In Program Year	Drawn Thru Program Year
CDBG	EN	2021	B21DC100001	\$80,000.00	\$58,865.00	\$79,350.00
<b>Total</b>	<b>Total</b>			<b>\$80,000.00</b>	<b>\$58,865.00</b>	<b>\$79,350.00</b>

**Proposed Accomplishments**

Housing Units : 4

**Actual Accomplishments**

*Number assisted:*

	Owner		Renter		Total		Person	
	Total	Hispanic	Total	Hispanic	Total	Hispanic	Total	Hispanic
White:	1	0	0	0	1	0	0	0
Black/African American:	2	0	0	0	2	0	0	0
Asian:	0	0	0	0	0	0	0	0
American Indian/Alaskan Native:	0	0	0	0	0	0	0	0
Native Hawaiian/Other Pacific Islander:	0	0	0	0	0	0	0	0
American Indian/Alaskan Native & White:	0	0	0	0	0	0	0	0
Asian White:	0	0	0	0	0	0	0	0
Black/African American & White:	0	0	0	0	0	0	0	0
American Indian/Alaskan Native & Black/African American:	0	0	0	0	0	0	0	0
Other multi-racial:	0	0	0	0	0	0	0	0
Asian/Pacific Islander:	0	0	0	0	0	0	0	0
Hispanic:	0	0	0	0	0	0	0	0
<b>Total:</b>	<b>3</b>	<b>0</b>	<b>0</b>	<b>0</b>	<b>3</b>	<b>0</b>	<b>0</b>	<b>0</b>



U.S. Department of Housing and Urban Development  
 Office of Community Planning and Development  
 Integrated Disbursement and Information System  
 CDBG Activity Summary Report (GPR) for Program Year 2022  
 DELAWARE

Date: 12-Sep-2023  
 Time: 15:33  
 Page: 128

Female-headed Households: 2 0 2

*Income Category:*

	<b>Owner</b>	<b>Renter</b>	<b>Total</b>	<b>Person</b>
Extremely Low	2	0	2	0
Low Mod	0	0	0	0
Moderate	0	0	0	0
Non Low Moderate	0	0	0	0
Total	2	0	2	0
Percent Low/Mod	100.0%		100.0%	

**Annual Accomplishments**

<b>Years</b>	<b>Accomplishment Narrative</b>	<b># Benefitting</b>
2021	Activity to rehabilitate four single-family dwelling units townwide has completed two units and has two units under open contract.	
2022	Activity to rehabilitate four single-family dwelling units townwide has completed two additional units for PY2022, for a total of four units, and is complete.	



U.S. Department of Housing and Urban Development  
 Office of Community Planning and Development  
 Integrated Disbursement and Information System  
 CDBG Activity Summary Report (GPR) for Program Year 2022  
 DELAWARE

Date: 12-Sep-2023  
 Time: 15:33  
 Page: 129

**PGM Year:** 2021  
**Project:** 0004 - SUSSEX COUNTY FY2021 CDBG PROGRAM  
**IDIS Activity:** 2066 - Frankford Rehab  
 Status: Completed 8/9/2022 11:29:07 AM  
 Location: ,  
 Objective: Provide decent affordable housing  
 Outcome: Affordability  
 Matrix Code: Rehab; Single-Unit Residential (14A)      National Objective: LMH

**Activity to prevent, prepare for, and respond to Coronavirus:** No

**Initial Funding Date:** 09/21/2021

**Description:**  
 Rehabilitation of four single-family dwelling units in target area.

**Financing**

	Fund Type	Grant Year	Grant	Funded Amount	Drawn In Program Year	Drawn Thru Program Year
CDBG	EN	2021	B21DC100001	\$80,000.00	\$0.00	\$80,000.00
<b>Total</b>	<b>Total</b>			<b>\$80,000.00</b>	<b>\$0.00</b>	<b>\$80,000.00</b>

**Proposed Accomplishments**

Housing Units : 4

**Actual Accomplishments**

Number assisted:

	Owner		Renter		Total		Person	
	Total	Hispanic	Total	Hispanic	Total	Hispanic	Total	Hispanic
White:	0	0	0	0	0	0		0
Black/African American:	4	0	0	0	4	0	0	0
Asian:	0	0	0	0	0	0	0	0
American Indian/Alaskan Native:	0	0	0	0	0	0	0	0
Native Hawaiian/Other Pacific Islander:	0	0	0	0	0	0	0	0
American Indian/Alaskan Native & White:	0	0	0	0	0	0	0	0
Asian White:	0	0	0	0	0	0	0	0
Black/African American & White:	0	0	0	0	0	0	0	0
American Indian/Alaskan Native & Black/African American:	0	0	0	0	0	0	0	0
Other multi-racial:	0	0	0	0	0	0	0	0
Asian/Pacific Islander:	0	0	0	0	0	0	0	0
Hispanic:	0	0	0	0	0	0	0	0
<b>Total:</b>	<b>4</b>	<b>0</b>	<b>0</b>	<b>0</b>	<b>4</b>	<b>0</b>	<b>0</b>	<b>0</b>



U.S. Department of Housing and Urban Development  
 Office of Community Planning and Development  
 Integrated Disbursement and Information System  
 CDBG Activity Summary Report (GPR) for Program Year 2022  
 DELAWARE

Date: 12-Sep-2023  
 Time: 15:33  
 Page: 130

Female-headed Households: 2 0 2

*Income Category:*

	<b>Owner</b>	<b>Renter</b>	<b>Total</b>	<b>Person</b>
Extremely Low	1	0	1	0
Low Mod	2	0	2	0
Moderate	1	0	1	0
Non Low Moderate	0	0	0	0
Total	4	0	4	0
Percent Low/Mod	100.0%		100.0%	

**Annual Accomplishments**

<b>Years</b>	<b>Accomplishment Narrative</b>	<b># Benefitting</b>
2021	Activity to rehabilitate four single-family dwelling units in target area has completed four units and is complete.	



U.S. Department of Housing and Urban Development  
 Office of Community Planning and Development  
 Integrated Disbursement and Information System  
 CDBG Activity Summary Report (GPR) for Program Year 2022  
 DELAWARE

Date: 12-Sep-2023  
 Time: 15:33  
 Page: 131

**PGM Year:** 2021  
**Project:** 0004 - SUSSEX COUNTY FY2021 CDBG PROGRAM  
**IDIS Activity:** 2067 - Georgetown Rehab  
 Status: Completed 8/14/2023 12:00:00 AM  
 Location: ,  
 Objective: Provide decent affordable housing  
 Outcome: Affordability  
 Matrix Code: Rehab; Single-Unit Residential (14A)      National Objective: LMH

**Activity to prevent, prepare for, and respond to Coronavirus:** No

**Initial Funding Date:** 09/21/2021

**Description:**  
 Rehabilitation of four single-family dwelling units in target area.

**Financing**

	Fund Type	Grant Year	Grant	Funded Amount	Drawn In Program Year	Drawn Thru Program Year
CDBG	EN	2021	B21DC100001	\$80,000.00	\$44,800.00	\$46,600.00
<b>Total</b>	<b>Total</b>			<b>\$80,000.00</b>	<b>\$44,800.00</b>	<b>\$46,600.00</b>

**Proposed Accomplishments**

Housing Units : 4

**Actual Accomplishments**

Number assisted:

	Owner		Renter		Total		Person	
	Total	Hispanic	Total	Hispanic	Total	Hispanic	Total	Hispanic
White:	1	0	0	0	1	0	0	0
Black/African American:	2	0	0	0	2	0	0	0
Asian:	0	0	0	0	0	0	0	0
American Indian/Alaskan Native:	0	0	0	0	0	0	0	0
Native Hawaiian/Other Pacific Islander:	0	0	0	0	0	0	0	0
American Indian/Alaskan Native & White:	0	0	0	0	0	0	0	0
Asian White:	0	0	0	0	0	0	0	0
Black/African American & White:	0	0	0	0	0	0	0	0
American Indian/Alaskan Native & Black/African American:	0	0	0	0	0	0	0	0
Other multi-racial:	0	0	0	0	0	0	0	0
Asian/Pacific Islander:	0	0	0	0	0	0	0	0
Hispanic:	0	0	0	0	0	0	0	0
<b>Total:</b>	<b>3</b>	<b>0</b>	<b>0</b>	<b>0</b>	<b>3</b>	<b>0</b>	<b>0</b>	<b>0</b>



U.S. Department of Housing and Urban Development  
Office of Community Planning and Development  
Integrated Disbursement and Information System  
CDBG Activity Summary Report (GPR) for Program Year 2022  
DELAWARE

Date: 12-Sep-2023  
Time: 15:33  
Page: 132

Female-headed Households:

1 0 1

*Income Category:*

	<b>Owner</b>	<b>Renter</b>	<b>Total</b>	<b>Person</b>
Extremely Low	1	0	1	0
Low Mod	0	0	0	0
Moderate	1	0	1	0
Non Low Moderate	0	0	0	0
Total	2	0	2	0
Percent Low/Mod	100.0%		100.0%	

**Annual Accomplishments**

<b>Years</b>	<b>Accomplishment Narrative</b>	<b># Benefitting</b>
2021	Activity to rehabilitate four single-family dwelling units in target area has completed two units and has two units under open contract.	
2022	Activity to rehabilitate four single-family dwelling units in target area has completed an additional two units during PY2022, for a total of four units, and is complete.	



U.S. Department of Housing and Urban Development  
 Office of Community Planning and Development  
 Integrated Disbursement and Information System  
 CDBG Activity Summary Report (GPR) for Program Year 2022  
 DELAWARE

Date: 12-Sep-2023  
 Time: 15:33  
 Page: 133

**PGM Year:** 2021  
**Project:** 0004 - SUSSEX COUNTY FY2021 CDBG PROGRAM  
**IDIS Activity:** 2068 - Greentop Rehab  
**Status:** Completed 5/5/2023 12:00:00 AM  
**Location:** ,  
**Objective:** Provide decent affordable housing  
**Outcome:** Affordability  
**Matrix Code:** Rehab; Single-Unit Residential (14A)      **National Objective:** LMH

**Activity to prevent, prepare for, and respond to Coronavirus:** No

**Initial Funding Date:** 09/21/2021

**Description:**  
 Rehabilitation of four single-family dwelling units in target area.

**Financing**

	Fund Type	Grant Year	Grant	Funded Amount	Drawn In Program Year	Drawn Thru Program Year
CDBG	EN	2021	B21DC100001	\$76,000.00	\$57,200.00	\$76,000.00
<b>Total</b>	<b>Total</b>			<b>\$76,000.00</b>	<b>\$57,200.00</b>	<b>\$76,000.00</b>

**Proposed Accomplishments**

Housing Units : 4

**Actual Accomplishments**

*Number assisted:*

	Owner		Renter		Total		Person	
	Total	Hispanic	Total	Hispanic	Total	Hispanic	Total	Hispanic
White:	0	0	0	0	0	0		0
Black/African American:	3	0	0	0	3	0	0	0
Asian:	0	0	0	0	0	0	0	0
American Indian/Alaskan Native:	0	0	0	0	0	0	0	0
Native Hawaiian/Other Pacific Islander:	0	0	0	0	0	0	0	0
American Indian/Alaskan Native & White:	0	0	0	0	0	0	0	0
Asian White:	0	0	0	0	0	0	0	0
Black/African American & White:	0	0	0	0	0	0	0	0
American Indian/Alaskan Native & Black/African American:	0	0	0	0	0	0	0	0
Other multi-racial:	0	0	0	0	0	0	0	0
Asian/Pacific Islander:	0	0	0	0	0	0	0	0
Hispanic:	0	0	0	0	0	0	0	0
<b>Total:</b>	<b>3</b>	<b>0</b>	<b>0</b>	<b>0</b>	<b>3</b>	<b>0</b>	<b>0</b>	<b>0</b>



U.S. Department of Housing and Urban Development  
 Office of Community Planning and Development  
 Integrated Disbursement and Information System  
 CDBG Activity Summary Report (GPR) for Program Year 2022  
 DELAWARE

Date: 12-Sep-2023  
 Time: 15:33  
 Page: 134

Female-headed Households: 2 0 2

*Income Category:*

	<b>Owner</b>	<b>Renter</b>	<b>Total</b>	<b>Person</b>
Extremely Low	2	0	2	0
Low Mod	1	0	1	0
Moderate	0	0	0	0
Non Low Moderate	0	0	0	0
Total	3	0	3	0
Percent Low/Mod	100.0%		100.0%	

**Annual Accomplishments**

<b>Years</b>	<b>Accomplishment Narrative</b>	<b># Benefitting</b>
2021	Activity to rehabilitate four single-family dwelling units in target area has completed three units and has one unit under open contract.	
2022	Activity to rehabilitate four single-family dwelling units in target area completed one additional unit during Program year 2022.	





U.S. Department of Housing and Urban Development  
 Office of Community Planning and Development  
 Integrated Disbursement and Information System  
 CDBG Activity Summary Report (GPR) for Program Year 2022  
 DELAWARE

Date: 12-Sep-2023  
 Time: 15:33  
 Page: 135

**PGM Year:** 2021  
**Project:** 0004 - SUSSEX COUNTY FY2021 CDBG PROGRAM  
**IDIS Activity:** 2069 - Handicap Accessibility Home Improvements  
**Status:** Completed 8/9/2022 12:00:00 AM  
**Location:** ,  
**Objective:** Provide decent affordable housing  
**Outcome:** Availability/accessibility  
**Matrix Code:** Rehab; Single-Unit Residential (14A)      **National Objective:** LMH

**Activity to prevent, prepare for, and respond to Coronavirus:** No

**Initial Funding Date:** 09/21/2021

**Description:**  
 Handicap accessibility improvements for eight single-family dwelling units.

**Financing**

	Fund Type	Grant Year	Grant	Funded Amount	Drawn In Program Year	Drawn Thru Program Year
CDBG	EN	2021	B21DC100001	\$48,000.00	\$7,960.00	\$48,000.00
<b>Total</b>	<b>Total</b>			<b>\$48,000.00</b>	<b>\$7,960.00</b>	<b>\$48,000.00</b>

**Proposed Accomplishments**

Housing Units : 8

**Actual Accomplishments**

*Number assisted:*

	Owner		Renter		Total		Person	
	Total	Hispanic	Total	Hispanic	Total	Hispanic	Total	Hispanic
White:	3	0	0	0	3	0	0	0
Black/African American:	6	0	0	0	6	0	0	0
Asian:	0	0	0	0	0	0	0	0
American Indian/Alaskan Native:	0	0	0	0	0	0	0	0
Native Hawaiian/Other Pacific Islander:	0	0	0	0	0	0	0	0
American Indian/Alaskan Native & White:	0	0	0	0	0	0	0	0
Asian White:	0	0	0	0	0	0	0	0
Black/African American & White:	0	0	0	0	0	0	0	0
American Indian/Alaskan Native & Black/African American:	0	0	0	0	0	0	0	0
Other multi-racial:	0	0	0	0	0	0	0	0
Asian/Pacific Islander:	0	0	0	0	0	0	0	0
Hispanic:	0	0	0	0	0	0	0	0
<b>Total:</b>	<b>9</b>	<b>0</b>	<b>0</b>	<b>0</b>	<b>9</b>	<b>0</b>	<b>0</b>	<b>0</b>



U.S. Department of Housing and Urban Development  
 Office of Community Planning and Development  
 Integrated Disbursement and Information System  
 CDBG Activity Summary Report (GPR) for Program Year 2022  
 DELAWARE

Date: 12-Sep-2023  
 Time: 15:33  
 Page: 136

Female-headed Households: 7 0 7

*Income Category:*

	<b>Owner</b>	<b>Renter</b>	<b>Total</b>	<b>Person</b>
Extremely Low	3	0	3	0
Low Mod	6	0	6	0
Moderate	0	0	0	0
Non Low Moderate	0	0	0	0
Total	9	0	9	0
Percent Low/Mod	100.0%		100.0%	

**Annual Accomplishments**

<b>Years</b>	<b>Accomplishment Narrative</b>	<b># Benefitting</b>
2021	Activity to provide handicap accessibility improvements for eight single-family dwelling units has completed nine units and is complete.	



U.S. Department of Housing and Urban Development  
 Office of Community Planning and Development  
 Integrated Disbursement and Information System  
 CDBG Activity Summary Report (GPR) for Program Year 2022  
 DELAWARE

Date: 12-Sep-2023  
 Time: 15:33  
 Page: 137

**PGM Year:** 2021  
**Project:** 0004 - SUSSEX COUNTY FY2021 CDBG PROGRAM  
**IDIS Activity:** 2070 - Laurel Rehab  
 Status: Open  
 Location: ,  
 Objective: Provide decent affordable housing  
 Outcome: Affordability  
 Matrix Code: Rehab; Single-Unit Residential (14A)      National Objective: LMH

**Activity to prevent, prepare for, and respond to Coronavirus:** No

**Initial Funding Date:** 09/21/2021

**Description:**  
 Rehabilitation of six single-family dwelling units townwide.

**Financing**

	Fund Type	Grant Year	Grant	Funded Amount	Drawn In Program Year	Drawn Thru Program Year
CDBG	EN	2021	B21DC100001	\$105,000.00	\$79,705.00	\$103,700.00
<b>Total</b>	<b>Total</b>			<b>\$105,000.00</b>	<b>\$79,705.00</b>	<b>\$103,700.00</b>

**Proposed Accomplishments**

Housing Units : 6

**Actual Accomplishments**

Number assisted:

	Owner		Renter		Total		Person	
	Total	Hispanic	Total	Hispanic	Total	Hispanic	Total	Hispanic
White:	2	0	0	0	2	0	0	0
Black/African American:	2	0	0	0	2	0	0	0
Asian:	0	0	0	0	0	0	0	0
American Indian/Alaskan Native:	0	0	0	0	0	0	0	0
Native Hawaiian/Other Pacific Islander:	0	0	0	0	0	0	0	0
American Indian/Alaskan Native & White:	0	0	0	0	0	0	0	0
Asian White:	0	0	0	0	0	0	0	0
Black/African American & White:	0	0	0	0	0	0	0	0
American Indian/Alaskan Native & Black/African American:	0	0	0	0	0	0	0	0
Other multi-racial:	0	0	0	0	0	0	0	0
Asian/Pacific Islander:	0	0	0	0	0	0	0	0
Hispanic:	0	0	0	0	0	0	0	0
<b>Total:</b>	<b>4</b>	<b>0</b>	<b>0</b>	<b>0</b>	<b>4</b>	<b>0</b>	<b>0</b>	<b>0</b>



U.S. Department of Housing and Urban Development  
 Office of Community Planning and Development  
 Integrated Disbursement and Information System  
 CDBG Activity Summary Report (GPR) for Program Year 2022  
 DELAWARE

Date: 12-Sep-2023  
 Time: 15:33  
 Page: 138

Female-headed Households: 2 0 2

*Income Category:*

	<b>Owner</b>	<b>Renter</b>	<b>Total</b>	<b>Person</b>
Extremely Low	2	0	2	0
Low Mod	1	0	1	0
Moderate	1	0	1	0
Non Low Moderate	0	0	0	0
Total	4	0	4	0
Percent Low/Mod	100.0%		100.0%	

**Annual Accomplishments**

<b>Years</b>	<b>Accomplishment Narrative</b>	<b># Benefitting</b>
2021	Activity to rehabilitate six single-family dwelling units townwide has completed three units, has one unit under open contract, and has three units out to bid.	
2022	Activity to rehabilitate six single-family dwelling units townwide has completed three additional units for PY2022, for a total of six units, and is complete.	



U.S. Department of Housing and Urban Development  
 Office of Community Planning and Development  
 Integrated Disbursement and Information System  
 CDBG Activity Summary Report (GPR) for Program Year 2022  
 DELAWARE

Date: 12-Sep-2023  
 Time: 15:33  
 Page: 139

**PGM Year:** 2021  
**Project:** 0004 - SUSSEX COUNTY FY2021 CDBG PROGRAM  
**IDIS Activity:** 2071 - Milford Rehab  
 Status: Open Objective: Provide decent affordable housing  
 Location: , Outcome: Affordability  
 Matrix Code: Rehab; Single-Unit Residential (14A) National Objective: LMH

**Activity to prevent, prepare for, and respond to Coronavirus:** No

**Initial Funding Date:** 09/21/2021

**Description:**  
 Rehabilitation of six single-family dwelling units in target area.

**Financing**

	Fund Type	Grant Year	Grant	Funded Amount	Drawn In Program Year	Drawn Thru Program Year
CDBG	EN	2021	B21DC100001	\$105,000.00	\$101,650.00	\$104,350.00
<b>Total</b>	<b>Total</b>			<b>\$105,000.00</b>	<b>\$101,650.00</b>	<b>\$104,350.00</b>

**Proposed Accomplishments**

Housing Units : 6

**Actual Accomplishments**

Number assisted:

	Owner		Renter		Total		Person	
	Total	Hispanic	Total	Hispanic	Total	Hispanic	Total	Hispanic
White:	3	1	0	0	3	1	0	0
Black/African American:	0	0	0	0	0	0	0	0
Asian:	0	0	0	0	0	0	0	0
American Indian/Alaskan Native:	0	0	0	0	0	0	0	0
Native Hawaiian/Other Pacific Islander:	0	0	0	0	0	0	0	0
American Indian/Alaskan Native & White:	0	0	0	0	0	0	0	0
Asian White:	1	0	0	0	1	0	0	0
Black/African American & White:	0	0	0	0	0	0	0	0
American Indian/Alaskan Native & Black/African American:	0	0	0	0	0	0	0	0
Other multi-racial:	0	0	0	0	0	0	0	0
Asian/Pacific Islander:	0	0	0	0	0	0	0	0
Hispanic:	0	0	0	0	0	0	0	0
<b>Total:</b>	<b>4</b>	<b>1</b>	<b>0</b>	<b>0</b>	<b>4</b>	<b>1</b>	<b>0</b>	<b>0</b>



U.S. Department of Housing and Urban Development  
 Office of Community Planning and Development  
 Integrated Disbursement and Information System  
 CDBG Activity Summary Report (GPR) for Program Year 2022  
 DELAWARE

Date: 12-Sep-2023  
 Time: 15:33  
 Page: 140

Female-headed Households: 0 0 0

*Income Category:*

	<b>Owner</b>	<b>Renter</b>	<b>Total</b>	<b>Person</b>
Extremely Low	1	0	1	0
Low Mod	2	0	2	0
Moderate	1	0	1	0
Non Low Moderate	0	0	0	0
Total	4	0	4	0
Percent Low/Mod	100.0%		100.0%	

**Annual Accomplishments**

<b>Years</b>	<b>Accomplishment Narrative</b>	<b># Benefitting</b>
2021	Activity to rehabilitate six single-family dwelling units townwide has completed three units, has one unit under open contract, and has two units out to bid.	
2022	Activity to rehabilitate six single-family dwelling units townwide has completed two additional units for a total of five units completed, and is complete.	



U.S. Department of Housing and Urban Development  
 Office of Community Planning and Development  
 Integrated Disbursement and Information System  
 CDBG Activity Summary Report (GPR) for Program Year 2022  
 DELAWARE

Date: 12-Sep-2023  
 Time: 15:33  
 Page: 141

**PGM Year:** 2021  
**Project:** 0004 - SUSSEX COUNTY FY2021 CDBG PROGRAM  
**IDIS Activity:** 2072 - Millsboro Rehab  
 Status: Completed 5/5/2023 12:00:00 AM  
 Location: ,  
 Objective: Provide decent affordable housing  
 Outcome: Affordability  
 Matrix Code: Rehab; Single-Unit Residential (14A)      National Objective: LMH

**Activity to prevent, prepare for, and respond to Coronavirus:** No

**Initial Funding Date:** 09/21/2021

**Description:**  
 Rehabilitation of four single-family dwelling units townwide.

**Financing**

	Fund Type	Grant Year	Grant	Funded Amount	Drawn In Program Year	Drawn Thru Program Year
CDBG	EN	2020	B20DC100001	\$60,000.00	\$35,045.00	\$60,000.00
		2021	B21DC100001	\$20,000.00	\$20,000.00	\$20,000.00
<b>Total</b>	<b>Total</b>			<b>\$80,000.00</b>	<b>\$55,045.00</b>	<b>\$80,000.00</b>

**Proposed Accomplishments**

Housing Units : 4

**Actual Accomplishments**

Number assisted:

	Owner		Renter		Total		Person	
	Total	Hispanic	Total	Hispanic	Total	Hispanic	Total	Hispanic
White:	3	0	0	0	3	0	0	0
Black/African American:	1	0	0	0	1	0	0	0
Asian:	0	0	0	0	0	0	0	0
American Indian/Alaskan Native:	0	0	0	0	0	0	0	0
Native Hawaiian/Other Pacific Islander:	0	0	0	0	0	0	0	0
American Indian/Alaskan Native & White:	0	0	0	0	0	0	0	0
Asian White:	0	0	0	0	0	0	0	0
Black/African American & White:	0	0	0	0	0	0	0	0
American Indian/Alaskan Native & Black/African American:	0	0	0	0	0	0	0	0
Other multi-racial:	1	1	0	0	1	1	0	0
Asian/Pacific Islander:	0	0	0	0	0	0	0	0
Hispanic:	0	0	0	0	0	0	0	0



U.S. Department of Housing and Urban Development  
 Office of Community Planning and Development  
 Integrated Disbursement and Information System  
 CDBG Activity Summary Report (GPR) for Program Year 2022  
 DELAWARE

Date: 12-Sep-2023  
 Time: 15:33  
 Page: 142

<b>Total:</b>	<b>5</b>	<b>1</b>	<b>0</b>	<b>0</b>	<b>5</b>	<b>1</b>	<b>0</b>	<b>0</b>
Female-headed Households:	3		0		3			
<i>Income Category:</i>								
	<b>Owner</b>	<b>Renter</b>	<b>Total</b>	<b>Person</b>				
Extremely Low	4	0	4	0				
Low Mod	0	0	0	0				
Moderate	1	0	1	0				
Non Low Moderate	0	0	0	0				
Total	5	0	5	0				
Percent Low/Mod	100.0%		100.0%					

**Annual Accomplishments**

<b>Years</b>	<b>Accomplishment Narrative</b>	<b># Benefitting</b>
2021	Activity to rehabilitate four single-family dwelling units townwide has completed five units and is complete.	





U.S. Department of Housing and Urban Development  
 Office of Community Planning and Development  
 Integrated Disbursement and Information System  
 CDBG Activity Summary Report (GPR) for Program Year 2022  
 DELAWARE

Date: 12-Sep-2023  
 Time: 15:33  
 Page: 143

**PGM Year:** 2021  
**Project:** 0004 - SUSSEX COUNTY FY2021 CDBG PROGRAM  
**IDIS Activity:** 2073 - Milton Rehab  
 Status: Completed 5/5/2023 12:00:00 AM  
 Location: ,  
 Objective: Provide decent affordable housing  
 Outcome: Affordability  
 Matrix Code: Rehab; Single-Unit Residential (14A)      National Objective: LMH

**Activity to prevent, prepare for, and respond to Coronavirus:** No

**Initial Funding Date:** 09/21/2021

**Description:**  
 Rehabilitation of six single-family dwelling units townwide.

**Financing**

	Fund Type	Grant Year	Grant	Funded Amount	Drawn In Program Year	Drawn Thru Program Year
CDBG	EN	2021	B21DC100001	\$105,000.00	\$61,717.48	\$105,000.00
	PI			\$1,737.48	\$0.00	\$1,737.48
<b>Total</b>	<b>Total</b>			<b>\$106,737.48</b>	<b>\$61,717.48</b>	<b>\$106,737.48</b>

**Proposed Accomplishments**

Housing Units : 6

**Actual Accomplishments**

Number assisted:

	Owner		Renter		Total		Person	
	Total	Hispanic	Total	Hispanic	Total	Hispanic	Total	Hispanic
White:	1	0	0	0	1	0	0	0
Black/African American:	5	0	0	0	5	0	0	0
Asian:	0	0	0	0	0	0	0	0
American Indian/Alaskan Native:	0	0	0	0	0	0	0	0
Native Hawaiian/Other Pacific Islander:	0	0	0	0	0	0	0	0
American Indian/Alaskan Native & White:	0	0	0	0	0	0	0	0
Asian White:	0	0	0	0	0	0	0	0
Black/African American & White:	0	0	0	0	0	0	0	0
American Indian/Alaskan Native & Black/African American:	0	0	0	0	0	0	0	0
Other multi-racial:	0	0	0	0	0	0	0	0
Asian/Pacific Islander:	0	0	0	0	0	0	0	0
Hispanic:	0	0	0	0	0	0	0	0



U.S. Department of Housing and Urban Development  
 Office of Community Planning and Development  
 Integrated Disbursement and Information System  
 CDBG Activity Summary Report (GPR) for Program Year 2022  
 DELAWARE

Date: 12-Sep-2023  
 Time: 15:33  
 Page: 144

<b>Total:</b>	<b>6</b>	<b>0</b>	<b>0</b>	<b>0</b>	<b>6</b>	<b>0</b>	<b>0</b>	<b>0</b>
Female-headed Households:	4		0		4			
<i>Income Category:</i>								
	<b>Owner</b>	<b>Renter</b>	<b>Total</b>	<b>Person</b>				
Extremely Low	1	0	1	0				
Low Mod	1	0	1	0				
Moderate	4	0	4	0				
Non Low Moderate	0	0	0	0				
Total	6	0	6	0				
Percent Low/Mod	100.0%		100.0%					

**Annual Accomplishments**

<b>Years</b>	<b>Accomplishment Narrative</b>	<b># Benefitting</b>
2022	Activity to rehabilitate six single-family dwelling units townwide has completed six units and is complete.	



U.S. Department of Housing and Urban Development  
 Office of Community Planning and Development  
 Integrated Disbursement and Information System  
 CDBG Activity Summary Report (GPR) for Program Year 2022  
 DELAWARE

Date: 12-Sep-2023  
 Time: 15:33  
 Page: 145

**PGM Year:** 2021  
**Project:** 0004 - SUSSEX COUNTY FY2021 CDBG PROGRAM  
**IDIS Activity:** 2074 - Rural Selbyville Rehab  
 Status: Completed 8/9/2022 12:00:00 AM  
 Location: ,  
 Objective: Provide decent affordable housing  
 Outcome: Affordability  
 Matrix Code: Rehab; Single-Unit Residential (14A)      National Objective: LMH

**Activity to prevent, prepare for, and respond to Coronavirus:** No

**Initial Funding Date:** 09/21/2021

**Description:**  
 Rehabilitation of four single-family dwelling units in target area.

**Financing**

	Fund Type	Grant Year	Grant	Funded Amount	Drawn In Program Year	Drawn Thru Program Year
CDBG	EN	2019	B19DC100001	\$29,000.00	\$0.00	\$29,000.00
		2021	B21DC100001	\$21,000.00	\$8,675.00	\$21,000.00
<b>Total</b>	<b>Total</b>			<b>\$50,000.00</b>	<b>\$8,675.00</b>	<b>\$50,000.00</b>

**Proposed Accomplishments**

Housing Units : 4

**Actual Accomplishments**

Number assisted:

	Owner		Renter		Total		Person	
	Total	Hispanic	Total	Hispanic	Total	Hispanic	Total	Hispanic
White:	0	0	0	0	0	0		0
Black/African American:	2	0	0	0	2	0	0	0
Asian:	0	0	0	0	0	0	0	0
American Indian/Alaskan Native:	0	0	0	0	0	0	0	0
Native Hawaiian/Other Pacific Islander:	0	0	0	0	0	0	0	0
American Indian/Alaskan Native & White:	0	0	0	0	0	0	0	0
Asian White:	0	0	0	0	0	0	0	0
Black/African American & White:	0	0	0	0	0	0	0	0
American Indian/Alaskan Native & Black/African American:	0	0	0	0	0	0	0	0
Other multi-racial:	0	0	0	0	0	0	0	0
Asian/Pacific Islander:	0	0	0	0	0	0	0	0
Hispanic:	0	0	0	0	0	0	0	0



U.S. Department of Housing and Urban Development  
 Office of Community Planning and Development  
 Integrated Disbursement and Information System  
 CDBG Activity Summary Report (GPR) for Program Year 2022  
 DELAWARE

Date: 12-Sep-2023  
 Time: 15:33  
 Page: 146

<b>Total:</b>	<b>2</b>	<b>0</b>	<b>0</b>	<b>0</b>	<b>2</b>	<b>0</b>	<b>0</b>	<b>0</b>
Female-headed Households:	1		0		1			
<i>Income Category:</i>								
	<b>Owner</b>	<b>Renter</b>	<b>Total</b>	<b>Person</b>				
Extremely Low	1	0	1	0				
Low Mod	1	0	1	0				
Moderate	0	0	0	0				
Non Low Moderate	0	0	0	0				
Total	2	0	2	0				
Percent Low/Mod	100.0%		100.0%					

**Annual Accomplishments**

<b>Years</b>	<b>Accomplishment Narrative</b>	<b># Benefitting</b>
2021	Activity to rehabilitate four single-family dwelling units in target area has completed two units and is complete.	



U.S. Department of Housing and Urban Development  
 Office of Community Planning and Development  
 Integrated Disbursement and Information System  
 CDBG Activity Summary Report (GPR) for Program Year 2022  
 DELAWARE

Date: 12-Sep-2023  
 Time: 15:33  
 Page: 147

**PGM Year:** 2021  
**Project:** 0004 - SUSSEX COUNTY FY2021 CDBG PROGRAM  
**IDIS Activity:** 2075 - Rehabilitation Program Delivery  
**Status:** Completed 8/9/2022 12:00:00 AM  
**Location:** ,  
**Objective:** Provide decent affordable housing  
**Outcome:** Affordability  
**Matrix Code:** Rehabilitation Administration (14H)      **National Objective:** LMH

**Activity to prevent, prepare for, and respond to Coronavirus:** No

**Initial Funding Date:** 09/21/2021

**Description:**  
 Administration of Sussex County's FY2021 housing rehabilitation program.

**Financing**

	Fund Type	Grant Year	Grant	Funded Amount	Drawn In Program Year	Drawn Thru Program Year
CDBG	EN	2021	B21DC100001	\$100,000.00	\$25,000.00	\$100,000.00
<b>Total</b>	<b>Total</b>			<b>\$100,000.00</b>	<b>\$25,000.00</b>	<b>\$100,000.00</b>

**Proposed Accomplishments**

**Actual Accomplishments**

*Number assisted:*

	Owner		Renter		Total		Person	
	Total	Hispanic	Total	Hispanic	Total	Hispanic	Total	Hispanic
White:	0	0	0	0	0	0		0
Black/African American:	0	0	0	0	0	0	0	0
Asian:	0	0	0	0	0	0	0	0
American Indian/Alaskan Native:	0	0	0	0	0	0	0	0
Native Hawaiian/Other Pacific Islander:	0	0	0	0	0	0	0	0
American Indian/Alaskan Native & White:	0	0	0	0	0	0	0	0
Asian White:	0	0	0	0	0	0	0	0
Black/African American & White:	0	0	0	0	0	0	0	0
American Indian/Alaskan Native & Black/African American:	0	0	0	0	0	0	0	0
Other multi-racial:	0	0	0	0	0	0	0	0
Asian/Pacific Islander:	0	0	0	0	0	0	0	0
Hispanic:	0	0	0	0	0	0	0	0
<b>Total:</b>	<b>0</b>	<b>0</b>	<b>0</b>	<b>0</b>	<b>0</b>	<b>0</b>	<b>0</b>	<b>0</b>
Female-headed Households:	0		0		0			



U.S. Department of Housing and Urban Development  
Office of Community Planning and Development  
Integrated Disbursement and Information System  
CDBG Activity Summary Report (GPR) for Program Year 2022  
DELAWARE

Date: 12-Sep-2023

Time: 15:33

Page: 148

*Income Category:*

	<b>Owner</b>	<b>Renter</b>	<b>Total</b>	<b>Person</b>
Extremely Low	0	0	0	0
Low Mod	0	0	0	0
Moderate	0	0	0	0
Non Low Moderate	0	0	0	0
Total	0	0	0	0
Percent Low/Mod				

**Annual Accomplishments**

No data returned for this view. This might be because the applied filter excludes all data.



U.S. Department of Housing and Urban Development  
 Office of Community Planning and Development  
 Integrated Disbursement and Information System  
 CDBG Activity Summary Report (GPR) for Program Year 2022  
 DELAWARE

Date: 12-Sep-2023  
 Time: 15:33  
 Page: 149

**PGM Year:** 2021  
**Project:** 0004 - SUSSEX COUNTY FY2021 CDBG PROGRAM  
**IDIS Activity:** 2076 - Scattered Site Roof Rehabilitations  
**Status:** Completed 5/5/2023 12:00:00 AM  
**Location:** ,  
**Objective:** Provide decent affordable housing  
**Outcome:** Affordability  
**Matrix Code:** Rehab; Single-Unit Residential (14A)      **National Objective:** LMH

**Activity to prevent, prepare for, and respond to Coronavirus:** No

**Initial Funding Date:** 09/21/2021

**Description:**  
 Rehabilitation of 22 single-family dwelling unit roofs countywide.

**Financing**

	Fund Type	Grant Year	Grant	Funded Amount	Drawn In Program Year	Drawn Thru Program Year
CDBG	EN	2021	B21DC100001	\$182,000.00	\$95,814.00	\$182,000.00
<b>Total</b>	<b>Total</b>			<b>\$182,000.00</b>	<b>\$95,814.00</b>	<b>\$182,000.00</b>

**Proposed Accomplishments**

Housing Units : 22

**Actual Accomplishments**

Number assisted:

	Owner		Renter		Total		Person	
	Total	Hispanic	Total	Hispanic	Total	Hispanic	Total	Hispanic
White:	5	0	0	0	5	0	0	0
Black/African American:	9	0	0	0	9	0	0	0
Asian:	0	0	0	0	0	0	0	0
American Indian/Alaskan Native:	0	0	0	0	0	0	0	0
Native Hawaiian/Other Pacific Islander:	0	0	0	0	0	0	0	0
American Indian/Alaskan Native & White:	0	0	0	0	0	0	0	0
Asian White:	0	0	0	0	0	0	0	0
Black/African American & White:	0	0	0	0	0	0	0	0
American Indian/Alaskan Native & Black/African American:	0	0	0	0	0	0	0	0
Other multi-racial:	0	0	0	0	0	0	0	0
Asian/Pacific Islander:	0	0	0	0	0	0	0	0
Hispanic:	0	0	0	0	0	0	0	0
<b>Total:</b>	<b>14</b>	<b>0</b>	<b>0</b>	<b>0</b>	<b>14</b>	<b>0</b>	<b>0</b>	<b>0</b>



U.S. Department of Housing and Urban Development  
 Office of Community Planning and Development  
 Integrated Disbursement and Information System  
 CDBG Activity Summary Report (GPR) for Program Year 2022  
 DELAWARE

Date: 12-Sep-2023  
 Time: 15:33  
 Page: 150

Female-headed Households: 6 0 6

*Income Category:*

	<b>Owner</b>	<b>Renter</b>	<b>Total</b>	<b>Person</b>
Extremely Low	6	0	6	0
Low Mod	3	0	3	0
Moderate	5	0	5	0
Non Low Moderate	0	0	0	0
Total	14	0	14	0
Percent Low/Mod	100.0%		100.0%	

**Annual Accomplishments**

<b>Years</b>	<b>Accomplishment Narrative</b>	<b># Benefitting</b>
2021	Activity to rehabilitate 22 single-family dwelling unit roofs countywide has completed fourteen units and has one unit under open contract.	
2022	Activity to rehabilitate 22 single-family dwelling unit roofs countywide has completed one additional unit for fifteen total units and is complete.	





U.S. Department of Housing and Urban Development  
 Office of Community Planning and Development  
 Integrated Disbursement and Information System  
 CDBG Activity Summary Report (GPR) for Program Year 2022  
 DELAWARE

Date: 12-Sep-2023  
 Time: 15:33  
 Page: 151

**PGM Year:** 2021  
**Project:** 0004 - SUSSEX COUNTY FY2021 CDBG PROGRAM  
**IDIS Activity:** 2077 - Scattered Site Emergency Home Repairs  
**Status:** Completed 5/5/2023 12:00:00 AM  
**Location:** ,  
**Objective:** Provide decent affordable housing  
**Outcome:** Affordability  
**Matrix Code:** Rehab; Single-Unit Residential (14A)      **National Objective:** LMH

**Activity to prevent, prepare for, and respond to Coronavirus:** No

**Initial Funding Date:** 09/21/2021

**Description:**  
 Emergency home repairs for 12 single-family dwelling units countywide.

**Financing**

	Fund Type	Grant Year	Grant	Funded Amount	Drawn In Program Year	Drawn Thru Program Year
CDBG	EN	2021	B21DC100001	\$78,000.00	\$63,225.00	\$78,000.00
<b>Total</b>	<b>Total</b>			<b>\$78,000.00</b>	<b>\$63,225.00</b>	<b>\$78,000.00</b>

**Proposed Accomplishments**

Housing Units : 12

**Actual Accomplishments**

*Number assisted:*

	<b>Owner</b>		<b>Renter</b>		<b>Total</b>		<b>Person</b>	
	Total	Hispanic	Total	Hispanic	Total	Hispanic	Total	Hispanic
White:	3	0	0	0	3	0	0	0
Black/African American:	8	0	0	0	8	0	0	0
Asian:	0	0	0	0	0	0	0	0
American Indian/Alaskan Native:	0	0	0	0	0	0	0	0
Native Hawaiian/Other Pacific Islander:	0	0	0	0	0	0	0	0
American Indian/Alaskan Native & White:	0	0	0	0	0	0	0	0
Asian White:	0	0	0	0	0	0	0	0
Black/African American & White:	0	0	0	0	0	0	0	0
American Indian/Alaskan Native & Black/African American:	0	0	0	0	0	0	0	0
Other multi-racial:	0	0	0	0	0	0	0	0
Asian/Pacific Islander:	0	0	0	0	0	0	0	0
Hispanic:	0	0	0	0	0	0	0	0
<b>Total:</b>	<b>11</b>	<b>0</b>	<b>0</b>	<b>0</b>	<b>11</b>	<b>0</b>	<b>0</b>	<b>0</b>



U.S. Department of Housing and Urban Development  
 Office of Community Planning and Development  
 Integrated Disbursement and Information System  
 CDBG Activity Summary Report (GPR) for Program Year 2022  
 DELAWARE

Date: 12-Sep-2023  
 Time: 15:33  
 Page: 152

Female-headed Households: 11 0 11

*Income Category:*

	<b>Owner</b>	<b>Renter</b>	<b>Total</b>	<b>Person</b>
Extremely Low	9	0	9	0
Low Mod	1	0	1	0
Moderate	1	0	1	0
Non Low Moderate	0	0	0	0
Total	11	0	11	0
Percent Low/Mod	100.0%		100.0%	

**Annual Accomplishments**

<b>Years</b>	<b>Accomplishment Narrative</b>	<b># Benefitting</b>
2021	Activity to provide emergency home repairs for 12 single-family dwelling units countywide has completed 11 units.	
2022	Activity to provide emergency home repairs for 12 single-family dwelling units countywide has completed one additional unit for a total of 12 units and is complete.	



U.S. Department of Housing and Urban Development  
 Office of Community Planning and Development  
 Integrated Disbursement and Information System  
 CDBG Activity Summary Report (GPR) for Program Year 2022  
 DELAWARE

Date: 12-Sep-2023  
 Time: 15:33  
 Page: 153

**PGM Year:** 2021  
**Project:** 0004 - SUSSEX COUNTY FY2021 CDBG PROGRAM  
**IDIS Activity:** 2078 - Scattered Site Water/Sewer Hookups  
**Status:** Completed 5/5/2023 12:00:00 AM  
**Location:** ,  
**Objective:** Create suitable living environments  
**Outcome:** Availability/accessibility  
**Matrix Code:** Rehab; Single-Unit Residential (14A)      **National Objective:** LMH

**Activity to prevent, prepare for, and respond to Coronavirus:** No

**Initial Funding Date:** 09/21/2021

**Description:**  
 Water and/or sewer hookups of twenty single-family dwelling units countywide.

**Financing**

	Fund Type	Grant Year	Grant	Funded Amount	Drawn In Program Year	Drawn Thru Program Year
CDBG	EN	2021	B21DC100001	\$12,850.00	\$12,850.00	\$12,850.00
<b>Total</b>	<b>Total</b>			<b>\$12,850.00</b>	<b>\$12,850.00</b>	<b>\$12,850.00</b>

**Proposed Accomplishments**

Housing Units : 20

**Actual Accomplishments**

*Number assisted:*

	<b>Owner</b>		<b>Renter</b>		<b>Total</b>		<b>Person</b>	
	Total	Hispanic	Total	Hispanic	Total	Hispanic	Total	Hispanic
White:	1	0	0	0	1	0	0	0
Black/African American:	1	0	0	0	1	0	0	0
Asian:	0	0	0	0	0	0	0	0
American Indian/Alaskan Native:	0	0	0	0	0	0	0	0
Native Hawaiian/Other Pacific Islander:	0	0	0	0	0	0	0	0
American Indian/Alaskan Native & White:	0	0	0	0	0	0	0	0
Asian White:	0	0	0	0	0	0	0	0
Black/African American & White:	0	0	0	0	0	0	0	0
American Indian/Alaskan Native & Black/African American:	0	0	0	0	0	0	0	0
Other multi-racial:	0	0	0	0	0	0	0	0
Asian/Pacific Islander:	0	0	0	0	0	0	0	0
Hispanic:	0	0	0	0	0	0	0	0
<b>Total:</b>	<b>2</b>	<b>0</b>	<b>0</b>	<b>0</b>	<b>2</b>	<b>0</b>	<b>0</b>	<b>0</b>



U.S. Department of Housing and Urban Development  
Office of Community Planning and Development  
Integrated Disbursement and Information System  
CDBG Activity Summary Report (GPR) for Program Year 2022  
DELAWARE

Date: 12-Sep-2023  
Time: 15:33  
Page: 154

Female-headed Households: 1 0 1

*Income Category:*

	Owner	Renter	Total	Person
Extremely Low	1	0	1	0
Low Mod	1	0	1	0
Moderate	0	0	0	0
Non Low Moderate	0	0	0	0
Total	2	0	2	0
Percent Low/Mod	100.0%		100.0%	

**Annual Accomplishments**

<b>Years</b>	<b>Accomplishment Narrative</b>	<b># Benefitting</b>
2021	Activity for water and/or sewer hookups for twenty single-family dwelling units countywide has completed two units, and has one unit under open contract.	
2022	Activity for water and/or sewer hookups for twenty single-family dwelling units countywide has completed one additional unit for three total units, and is complete.	



U.S. Department of Housing and Urban Development  
 Office of Community Planning and Development  
 Integrated Disbursement and Information System  
 CDBG Activity Summary Report (GPR) for Program Year 2022  
 DELAWARE

Date: 12-Sep-2023  
 Time: 15:33  
 Page: 155

**PGM Year:** 2021  
**Project:** 0004 - SUSSEX COUNTY FY2021 CDBG PROGRAM  
**IDIS Activity:** 2079 - Scattered Site Housing Rehabilitation  
**Status:** Completed 9/7/2023 12:00:00 AM  
**Location:** ,  
**Objective:** Provide decent affordable housing  
**Outcome:** Affordability  
**Matrix Code:** Rehab; Single-Unit Residential (14A)      **National Objective:** LMH

**Activity to prevent, prepare for, and respond to Coronavirus:** No

**Initial Funding Date:** 09/21/2021

**Description:**  
 Rehabilitation of twenty single-family dwelling units countywide.

**Financing**

	Fund Type	Grant Year	Grant	Funded Amount	Drawn In Program Year	Drawn Thru Program Year
CDBG	EN	2018	B18DC100001	\$116,999.45	\$76,564.45	\$116,999.45
		2020	B20DC100001	\$1,510.00	\$0.00	\$1,510.00
		2021	B21DC100001	\$228,640.55	\$192,366.80	\$228,640.55
	PI			\$12,496.25	\$0.00	\$12,496.25
<b>Total</b>	<b>Total</b>			<b>\$359,646.25</b>	<b>\$268,931.25</b>	<b>\$359,646.25</b>

**Proposed Accomplishments**

Housing Units : 20

**Actual Accomplishments**

Number assisted:

	Owner		Renter		Total		Person	
	Total	Hispanic	Total	Hispanic	Total	Hispanic	Total	Hispanic
White:	5	1	0	0	5	1	0	0
Black/African American:	7	0	0	0	7	0	0	0
Asian:	0	0	0	0	0	0	0	0
American Indian/Alaskan Native:	0	0	0	0	0	0	0	0
Native Hawaiian/Other Pacific Islander:	0	0	0	0	0	0	0	0
American Indian/Alaskan Native & White:	0	0	0	0	0	0	0	0
Asian White:	0	0	0	0	0	0	0	0
Black/African American & White:	0	0	0	0	0	0	0	0
American Indian/Alaskan Native & Black/African American:	0	0	0	0	0	0	0	0
Other multi-racial:	0	0	0	0	0	0	0	0
Asian/Pacific Islander:	0	0	0	0	0	0	0	0



U.S. Department of Housing and Urban Development  
 Office of Community Planning and Development  
 Integrated Disbursement and Information System  
 CDBG Activity Summary Report (GPR) for Program Year 2022  
 DELAWARE

Date: 12-Sep-2023  
 Time: 15:33  
 Page: 156

Hispanic:	0	0	0	0	0	0	0	0	0
<b>Total:</b>	<b>12</b>	<b>1</b>	<b>0</b>	<b>0</b>	<b>12</b>	<b>1</b>	<b>0</b>	<b>0</b>	<b>0</b>
Female-headed Households:	8		0		8				

*Income Category:*

	Owner	Renter	Total	Person
Extremely Low	7	0	7	0
Low Mod	5	0	5	0
Moderate	2	0	2	0
Non Low Moderate	0	0	0	0
<b>Total</b>	<b>14</b>	<b>0</b>	<b>14</b>	<b>0</b>
Percent Low/Mod	100.0%		100.0%	

**Annual Accomplishments**

<b>Years</b>	<b>Accomplishment Narrative</b>	<b># Benefitting</b>
2021	Activity to rehabilitate twenty single-family dwelling units countywide has completed twelve units.	
2022	Activity to rehabilitate twenty single-family dwelling units countywide has completed nine additional units and is complete.	



U.S. Department of Housing and Urban Development  
 Office of Community Planning and Development  
 Integrated Disbursement and Information System  
 CDBG Activity Summary Report (GPR) for Program Year 2022  
 DELAWARE

Date: 12-Sep-2023  
 Time: 15:33  
 Page: 157

**PGM Year:** 2021  
**Project:** 0004 - SUSSEX COUNTY FY2021 CDBG PROGRAM  
**IDIS Activity:** 2080 - Seaford Rehab  
**Status:** Completed 5/5/2023 12:00:00 AM  
**Location:** ,  
**Objective:** Provide decent affordable housing  
**Outcome:** Affordability  
**Matrix Code:** Rehab; Single-Unit Residential (14A)      **National Objective:** LMH

**Activity to prevent, prepare for, and respond to Coronavirus:** No

**Initial Funding Date:** 09/21/2021

**Description:**  
 Rehabilitation of four single-family dwelling units in target area.

**Financing**

	Fund Type	Grant Year	Grant	Funded Amount	Drawn In Program Year	Drawn Thru Program Year
CDBG	EN	2021	B21DC100001	\$70,000.00	\$34,590.00	\$70,000.00
	PI			\$5,040.00	\$0.00	\$5,040.00
<b>Total</b>	<b>Total</b>			<b>\$75,040.00</b>	<b>\$34,590.00</b>	<b>\$75,040.00</b>

**Proposed Accomplishments**

Housing Units : 4

**Actual Accomplishments**

*Number assisted:*

	Owner		Renter		Total		Person	
	Total	Hispanic	Total	Hispanic	Total	Hispanic	Total	Hispanic
White:	0	0	0	0	0	0		0
Black/African American:	2	0	0	0	2	0	0	0
Asian:	0	0	0	0	0	0	0	0
American Indian/Alaskan Native:	0	0	0	0	0	0	0	0
Native Hawaiian/Other Pacific Islander:	0	0	0	0	0	0	0	0
American Indian/Alaskan Native & White:	0	0	0	0	0	0	0	0
Asian White:	0	0	0	0	0	0	0	0
Black/African American & White:	1	0	0	0	1	0	0	0
American Indian/Alaskan Native & Black/African American:	0	0	0	0	0	0	0	0
Other multi-racial:	0	0	0	0	0	0	0	0
Asian/Pacific Islander:	0	0	0	0	0	0	0	0
Hispanic:	0	0	0	0	0	0	0	0



U.S. Department of Housing and Urban Development  
 Office of Community Planning and Development  
 Integrated Disbursement and Information System  
 CDBG Activity Summary Report (GPR) for Program Year 2022  
 DELAWARE

Date: 12-Sep-2023  
 Time: 15:33  
 Page: 158

<b>Total:</b>	<b>3</b>	<b>0</b>	<b>0</b>	<b>0</b>	<b>3</b>	<b>0</b>	<b>0</b>	<b>0</b>
Female-headed Households:	2		0		2			

<i>Income Category:</i>	<b>Owner</b>	<b>Renter</b>	<b>Total</b>	<b>Person</b>
Extremely Low	0	0	0	0
Low Mod	1	0	1	0
Moderate	1	0	1	0
Non Low Moderate	0	0	0	0
Total	2	0	2	0
Percent Low/Mod	100.0%		100.0%	

**Annual Accomplishments**

<b>Years</b>	<b>Accomplishment Narrative</b>	<b># Benefitting</b>
2021	Activity to rehabilitate four single-family dwelling units in target area has completed two units and has one unit under open contract.	
2022	Activity to rehabilitate four single-family dwelling units in target area has completed one additional unit and is complete.	





U.S. Department of Housing and Urban Development  
 Office of Community Planning and Development  
 Integrated Disbursement and Information System  
 CDBG Activity Summary Report (GPR) for Program Year 2022  
 DELAWARE

Date: 12-Sep-2023  
 Time: 15:33  
 Page: 159

**PGM Year:** 2021  
**Project:** 0004 - SUSSEX COUNTY FY2021 CDBG PROGRAM  
**IDIS Activity:** 2081 - West Rehoboth Rehab  
**Status:** Completed 5/5/2023 12:00:00 AM  
**Location:** ,  
**Objective:** Provide decent affordable housing  
**Outcome:** Affordability  
**Matrix Code:** Rehab; Single-Unit Residential (14A)      **National Objective:** LMH

**Activity to prevent, prepare for, and respond to Coronavirus:** No

**Initial Funding Date:** 09/21/2021

**Description:**  
 Rehabilitation of four single-family dwelling units in target area.

**Financing**

	Fund Type	Grant Year	Grant	Funded Amount	Drawn In Program Year	Drawn Thru Program Year
CDBG	EN	2021	B21DC100001	\$76,000.00	\$51,365.00	\$76,000.00
<b>Total</b>	<b>Total</b>			<b>\$76,000.00</b>	<b>\$51,365.00</b>	<b>\$76,000.00</b>

**Proposed Accomplishments**

Housing Units : 4

**Actual Accomplishments**

*Number assisted:*

	Owner		Renter		Total		Person	
	Total	Hispanic	Total	Hispanic	Total	Hispanic	Total	Hispanic
White:	0	0	0	0	0	0		0
Black/African American:	4	0	0	0	4	0	0	0
Asian:	0	0	0	0	0	0	0	0
American Indian/Alaskan Native:	0	0	0	0	0	0	0	0
Native Hawaiian/Other Pacific Islander:	0	0	0	0	0	0	0	0
American Indian/Alaskan Native & White:	0	0	0	0	0	0	0	0
Asian White:	0	0	0	0	0	0	0	0
Black/African American & White:	0	0	0	0	0	0	0	0
American Indian/Alaskan Native & Black/African American:	0	0	0	0	0	0	0	0
Other multi-racial:	0	0	0	0	0	0	0	0
Asian/Pacific Islander:	0	0	0	0	0	0	0	0
Hispanic:	0	0	0	0	0	0	0	0
<b>Total:</b>	<b>4</b>	<b>0</b>	<b>0</b>	<b>0</b>	<b>4</b>	<b>0</b>	<b>0</b>	<b>0</b>



U.S. Department of Housing and Urban Development  
 Office of Community Planning and Development  
 Integrated Disbursement and Information System  
 CDBG Activity Summary Report (GPR) for Program Year 2022  
 DELAWARE

Date: 12-Sep-2023  
 Time: 15:33  
 Page: 160

Female-headed Households: 4 0 4

*Income Category:*

	<b>Owner</b>	<b>Renter</b>	<b>Total</b>	<b>Person</b>
Extremely Low	1	0	1	0
Low Mod	2	0	2	0
Moderate	1	0	1	0
Non Low Moderate	0	0	0	0
Total	4	0	4	0
Percent Low/Mod	100.0%		100.0%	

**Annual Accomplishments**

<b>Years</b>	<b>Accomplishment Narrative</b>	<b># Benefitting</b>
2021	Activity to rehabilitation of four single-family dwelling units in target area has completed four units, and has one additional unit under open contract.	
2022	Activity to rehabilitation of four single-family dwelling units in target area has completed one additional unit and is complete.	



U.S. Department of Housing and Urban Development  
 Office of Community Planning and Development  
 Integrated Disbursement and Information System  
 CDBG Activity Summary Report (GPR) for Program Year 2022  
 DELAWARE

Date: 12-Sep-2023  
 Time: 15:33  
 Page: 161

**PGM Year:** 2021  
**Project:** 0005 - KENT COUNTY FY2021 CDBG PROGRAM  
**IDIS Activity:** 2082 - Kent County FY2021 CDBG General Administration  
 Status: Open Objective:  
 Location: , Outcome:  
 Matrix Code: General Program Administration (21A) National Objective:

**Activity to prevent, prepare for, and respond to Coronavirus:** No

**Initial Funding Date:** 09/21/2021

**Description:**  
 General Administration of Kent County's FY2021 CDBG program.

**Financing**

	Fund Type	Grant Year	Grant	Funded Amount	Drawn In Program Year	Drawn Thru Program Year
CDBG	EN	2021	B21DC100001	\$100,000.00	\$55,620.55	\$86,164.90
<b>Total</b>	<b>Total</b>			<b>\$100,000.00</b>	<b>\$55,620.55</b>	<b>\$86,164.90</b>

**Proposed Accomplishments**

**Actual Accomplishments**

*Number assisted:*

	Owner		Renter		Total		Person	
	Total	Hispanic	Total	Hispanic	Total	Hispanic	Total	Hispanic
White:					0	0		
Black/African American:					0	0		
Asian:					0	0		
American Indian/Alaskan Native:					0	0		
Native Hawaiian/Other Pacific Islander:					0	0		
American Indian/Alaskan Native & White:					0	0		
Asian White:					0	0		
Black/African American & White:					0	0		
American Indian/Alaskan Native & Black/African American:					0	0		
Other multi-racial:					0	0		
Asian/Pacific Islander:					0	0		
Hispanic:					0	0		
<b>Total:</b>	<b>0</b>	<b>0</b>	<b>0</b>	<b>0</b>	<b>0</b>	<b>0</b>	<b>0</b>	<b>0</b>
Female-headed Households:					0			



U.S. Department of Housing and Urban Development  
Office of Community Planning and Development  
Integrated Disbursement and Information System  
CDBG Activity Summary Report (GPR) for Program Year 2022  
DELAWARE

Date: 12-Sep-2023

Time: 15:33

Page: 162

*Income Category:*

	<b>Owner</b>	<b>Renter</b>	<b>Total</b>	<b>Person</b>
Extremely Low			0	
Low Mod			0	
Moderate			0	
Non Low Moderate			0	
Total	0	0	0	0
Percent Low/Mod				

**Annual Accomplishments**

No data returned for this view. This might be because the applied filter excludes all data.



U.S. Department of Housing and Urban Development  
 Office of Community Planning and Development  
 Integrated Disbursement and Information System  
 CDBG Activity Summary Report (GPR) for Program Year 2022  
 DELAWARE

Date: 12-Sep-2023  
 Time: 15:33  
 Page: 163

**PGM Year:** 2020  
**Project:** 0022 - CV1 Health Services  
**IDIS Activity:** 2104 - Sussex County CV1 Health Supportive Services  
**Status:** Completed 3/15/2023 12:00:00 AM  
**Location:** ,  
**Objective:** Create suitable living environments  
**Outcome:** Availability/accessibility  
**Matrix Code:** Health Services (05M) **National Objective:** URG

**Activity to prevent, prepare for, and respond to Coronavirus:** Yes

**Initial Funding Date:** 02/03/2022

**Description:**

Sussex County will use CV-1 funds to provide Health Supportive Services to Sussex County in response to the Coronavirus on the basis of Urgent Need.

**Financing**

	Fund Type	Grant Year	Grant	Funded Amount	Drawn In Program Year	Drawn Thru Program Year
CDBG	EN	2020	B20DW100001	\$50,000.00	\$0.00	\$50,000.00
<b>Total</b>	<b>Total</b>			<b>\$50,000.00</b>	<b>\$0.00</b>	<b>\$50,000.00</b>

**Proposed Accomplishments**

People (General) : 3,000

**Annual Accomplishments**

Years	Accomplishment Narrative	# Benefiting
2020	To prevent, prepare and respond to COVID 19, La Red Health Center added sanitation equipment, specifically a HEPA Air Filtration Systems and UV-C lighting in all exam rooms and procedure rooms to increase patient and staff safety by reducing the chance of COVID 19 infection. The Centers for Disease Control made recommendations for health organizations to improve indoor air quality in shared spaces. CDBG CV funds were used to prevent serious health issues for their clients.	



U.S. Department of Housing and Urban Development  
 Office of Community Planning and Development  
 Integrated Disbursement and Information System  
 CDBG Activity Summary Report (GPR) for Program Year 2022  
 DELAWARE

Date: 12-Sep-2023  
 Time: 15:33  
 Page: 164

**PGM Year:** 2021  
**Project:** 0005 - KENT COUNTY FY2021 CDBG PROGRAM  
**IDIS Activity:** 2105 - Kent County Scattered Site Rehabilitation  
 Status: Open  
 Location: ,  
 Objective: Provide decent affordable housing  
 Outcome: Affordability  
 Matrix Code: Rehab; Single-Unit Residential (14A)      National Objective: LMH

**Activity to prevent, prepare for, and respond to Coronavirus:** No

**Initial Funding Date:** 02/07/2022

**Description:**  
 Rehabilitation of ten single-family dwelling units countywide.

**Financing**

	Fund Type	Grant Year	Grant	Funded Amount	Drawn In Program Year	Drawn Thru Program Year
CDBG	EN	2021	B21DC100001	\$154,142.60	\$49,430.00	\$49,430.00
<b>Total</b>	<b>Total</b>			<b>\$154,142.60</b>	<b>\$49,430.00</b>	<b>\$49,430.00</b>

**Proposed Accomplishments**

Housing Units : 10

**Actual Accomplishments**

Number assisted:

	Owner		Renter		Total		Person	
	Total	Hispanic	Total	Hispanic	Total	Hispanic	Total	Hispanic
White:	2	0	0	0	2	0	0	0
Black/African American:	0	0	0	0	0	0	0	0
Asian:	0	0	0	0	0	0	0	0
American Indian/Alaskan Native:	0	0	0	0	0	0	0	0
Native Hawaiian/Other Pacific Islander:	0	0	0	0	0	0	0	0
American Indian/Alaskan Native & White:	0	0	0	0	0	0	0	0
Asian White:	0	0	0	0	0	0	0	0
Black/African American & White:	0	0	0	0	0	0	0	0
American Indian/Alaskan Native & Black/African American:	0	0	0	0	0	0	0	0
Other multi-racial:	0	0	0	0	0	0	0	0
Asian/Pacific Islander:	0	0	0	0	0	0	0	0
Hispanic:	0	0	0	0	0	0	0	0
<b>Total:</b>	<b>2</b>	<b>0</b>	<b>0</b>	<b>0</b>	<b>2</b>	<b>0</b>	<b>0</b>	<b>0</b>



U.S. Department of Housing and Urban Development  
 Office of Community Planning and Development  
 Integrated Disbursement and Information System  
 CDBG Activity Summary Report (GPR) for Program Year 2022  
 DELAWARE

Date: 12-Sep-2023

Time: 15:33

Page: 165

Female-headed Households: 1 0 1

*Income Category:*

	<b>Owner</b>	<b>Renter</b>	<b>Total</b>	<b>Person</b>
Extremely Low	0	0	0	0
Low Mod	1	0	1	0
Moderate	1	0	1	0
Non Low Moderate	0	0	0	0
Total	2	0	2	0
Percent Low/Mod	100.0%		100.0%	

**Annual Accomplishments**

<b>Years</b>	<b>Accomplishment Narrative</b>	<b># Benefitting</b>
2022	Activity to rehabilitate ten single-family dwelling units countywide has two units under open contract.	



U.S. Department of Housing and Urban Development  
 Office of Community Planning and Development  
 Integrated Disbursement and Information System  
 CDBG Activity Summary Report (GPR) for Program Year 2022  
 DELAWARE

Date: 12-Sep-2023  
 Time: 15:33  
 Page: 166

**PGM Year:** 2021  
**Project:** 0005 - KENT COUNTY FY2021 CDBG PROGRAM  
**IDIS Activity:** 2106 - Kent County Rehabilitation Program Delivery  
 Status: Open  
 Location: ,  
 Objective: Provide decent affordable housing  
 Outcome: Affordability  
 Matrix Code: Rehabilitation Administration (14H)      National Objective: LMH

**Activity to prevent, prepare for, and respond to Coronavirus:** No

**Initial Funding Date:** 02/07/2022

**Description:**  
 Administration of Kent County's FY2021 housing rehabilitation program.

**Financing**

	Fund Type	Grant Year	Grant	Funded Amount	Drawn In Program Year	Drawn Thru Program Year
CDBG	EN	2021	B21DC100001	\$100,000.00	\$37,608.77	\$42,102.56
<b>Total</b>	<b>Total</b>			<b>\$100,000.00</b>	<b>\$37,608.77</b>	<b>\$42,102.56</b>

**Proposed Accomplishments**

**Actual Accomplishments**

*Number assisted:*

	Owner		Renter		Total		Person	
	Total	Hispanic	Total	Hispanic	Total	Hispanic	Total	Hispanic
White:	0	0	0	0	0	0		0
Black/African American:	0	0	0	0	0	0	0	0
Asian:	0	0	0	0	0	0	0	0
American Indian/Alaskan Native:	0	0	0	0	0	0	0	0
Native Hawaiian/Other Pacific Islander:	0	0	0	0	0	0	0	0
American Indian/Alaskan Native & White:	0	0	0	0	0	0	0	0
Asian White:	0	0	0	0	0	0	0	0
Black/African American & White:	0	0	0	0	0	0	0	0
American Indian/Alaskan Native & Black/African American:	0	0	0	0	0	0	0	0
Other multi-racial:	0	0	0	0	0	0	0	0
Asian/Pacific Islander:	0	0	0	0	0	0	0	0
Hispanic:	0	0	0	0	0	0	0	0
<b>Total:</b>	<b>0</b>	<b>0</b>	<b>0</b>	<b>0</b>	<b>0</b>	<b>0</b>	<b>0</b>	<b>0</b>
Female-headed Households:	0		0		0			





U.S. Department of Housing and Urban Development  
Office of Community Planning and Development  
Integrated Disbursement and Information System  
CDBG Activity Summary Report (GPR) for Program Year 2022  
DELAWARE

Date: 12-Sep-2023

Time: 15:33

Page: 167

*Income Category:*

	<b>Owner</b>	<b>Renter</b>	<b>Total</b>	<b>Person</b>
Extremely Low	0	0	0	0
Low Mod	0	0	0	0
Moderate	0	0	0	0
Non Low Moderate	0	0	0	0
Total	0	0	0	0
Percent Low/Mod				

**Annual Accomplishments**

No data returned for this view. This might be because the applied filter excludes all data.



U.S. Department of Housing and Urban Development  
 Office of Community Planning and Development  
 Integrated Disbursement and Information System  
 CDBG Activity Summary Report (GPR) for Program Year 2022  
 DELAWARE

Date: 12-Sep-2023  
 Time: 15:33  
 Page: 168

**PGM Year:** 2021  
**Project:** 0005 - KENT COUNTY FY2021 CDBG PROGRAM  
**IDIS Activity:** 2107 - Camden Area Rehab  
 Status: Open  
 Location: ,  
 Objective: Provide decent affordable housing  
 Outcome: Affordability  
 Matrix Code: Rehab; Single-Unit Residential (14A)      National Objective: LMH

**Activity to prevent, prepare for, and respond to Coronavirus:** No

**Initial Funding Date:** 02/14/2022

**Description:**  
 Rehabilitation of four single-family dwelling units in target area.

**Financing**

	Fund Type	Grant Year	Grant	Funded Amount	Drawn In Program Year	Drawn Thru Program Year
CDBG	EN	2021	B21DC100001	\$60,000.00	\$0.00	\$0.00
<b>Total</b>	<b>Total</b>			<b>\$60,000.00</b>	<b>\$0.00</b>	<b>\$0.00</b>

**Proposed Accomplishments**

Housing Units : 4

**Actual Accomplishments**

Number assisted:

	Owner		Renter		Total		Person	
	Total	Hispanic	Total	Hispanic	Total	Hispanic	Total	Hispanic
White:	0	0	0	0	0	0		0
Black/African American:	0	0	0	0	0	0	0	0
Asian:	0	0	0	0	0	0	0	0
American Indian/Alaskan Native:	0	0	0	0	0	0	0	0
Native Hawaiian/Other Pacific Islander:	0	0	0	0	0	0	0	0
American Indian/Alaskan Native & White:	0	0	0	0	0	0	0	0
Asian White:	0	0	0	0	0	0	0	0
Black/African American & White:	0	0	0	0	0	0	0	0
American Indian/Alaskan Native & Black/African American:	0	0	0	0	0	0	0	0
Other multi-racial:	0	0	0	0	0	0	0	0
Asian/Pacific Islander:	0	0	0	0	0	0	0	0
Hispanic:	0	0	0	0	0	0	0	0
<b>Total:</b>	<b>0</b>	<b>0</b>	<b>0</b>	<b>0</b>	<b>0</b>	<b>0</b>	<b>0</b>	<b>0</b>



U.S. Department of Housing and Urban Development  
 Office of Community Planning and Development  
 Integrated Disbursement and Information System  
 CDBG Activity Summary Report (GPR) for Program Year 2022  
 DELAWARE

Date: 12-Sep-2023  
 Time: 15:33  
 Page: 169

Female-headed Households: 0 0 0

*Income Category:*

	<b>Owner</b>	<b>Renter</b>	<b>Total</b>	<b>Person</b>
Extremely Low	0	0	0	0
Low Mod	0	0	0	0
Moderate	0	0	0	0
Non Low Moderate	0	0	0	0
Total	0	0	0	0

Percent Low/Mod

**Annual Accomplishments**

<b>Years</b>	<b>Accomplishment Narrative</b>	<b># Benefitting</b>
2022	No accomplishments reported for this target area, yet.	



U.S. Department of Housing and Urban Development  
 Office of Community Planning and Development  
 Integrated Disbursement and Information System  
 CDBG Activity Summary Report (GPR) for Program Year 2022  
 DELAWARE

Date: 12-Sep-2023  
 Time: 15:33  
 Page: 170

**PGM Year:** 2021  
**Project:** 0005 - KENT COUNTY FY2021 CDBG PROGRAM  
**IDIS Activity:** 2108 - Cheswold Area Rehab  
 Status: Open  
 Location: ,  
 Objective: Provide decent affordable housing  
 Outcome: Affordability  
 Matrix Code: Rehab; Single-Unit Residential (14A)      National Objective: LMH

**Activity to prevent, prepare for, and respond to Coronavirus:** No

**Initial Funding Date:** 02/14/2022

**Description:**  
 Rehabilitation of four single-family dwelling units in target area.

**Financing**

	Fund Type	Grant Year	Grant	Funded Amount	Drawn In Program Year	Drawn Thru Program Year
CDBG	EN	2021	B21DC100001	\$56,000.00	\$11,400.00	\$11,400.00
<b>Total</b>	<b>Total</b>			<b>\$56,000.00</b>	<b>\$11,400.00</b>	<b>\$11,400.00</b>

**Proposed Accomplishments**

Housing Units : 4

**Actual Accomplishments**

Number assisted:

	Owner		Renter		Total		Person	
	Total	Hispanic	Total	Hispanic	Total	Hispanic	Total	Hispanic
White:	0	0	0	0	0	0		0
Black/African American:	0	0	0	0	0	0	0	0
Asian:	0	0	0	0	0	0	0	0
American Indian/Alaskan Native:	0	0	0	0	0	0	0	0
Native Hawaiian/Other Pacific Islander:	0	0	0	0	0	0	0	0
American Indian/Alaskan Native & White:	0	0	0	0	0	0	0	0
Asian White:	0	0	0	0	0	0	0	0
Black/African American & White:	0	0	0	0	0	0	0	0
American Indian/Alaskan Native & Black/African American:	0	0	0	0	0	0	0	0
Other multi-racial:	0	0	0	0	0	0	0	0
Asian/Pacific Islander:	0	0	0	0	0	0	0	0
Hispanic:	0	0	0	0	0	0	0	0
<b>Total:</b>	<b>0</b>	<b>0</b>	<b>0</b>	<b>0</b>	<b>0</b>	<b>0</b>	<b>0</b>	<b>0</b>



U.S. Department of Housing and Urban Development  
 Office of Community Planning and Development  
 Integrated Disbursement and Information System  
 CDBG Activity Summary Report (GPR) for Program Year 2022  
 DELAWARE

Date: 12-Sep-2023  
 Time: 15:33  
 Page: 171

Female-headed Households: 0 0 0

*Income Category:*

	<b>Owner</b>	<b>Renter</b>	<b>Total</b>	<b>Person</b>
Extremely Low	0	0	0	0
Low Mod	0	0	0	0
Moderate	0	0	0	0
Non Low Moderate	0	0	0	0
Total	0	0	0	0

Percent Low/Mod

**Annual Accomplishments**

No data returned for this view. This might be because the applied filter excludes all data.



U.S. Department of Housing and Urban Development  
 Office of Community Planning and Development  
 Integrated Disbursement and Information System  
 CDBG Activity Summary Report (GPR) for Program Year 2022  
 DELAWARE

Date: 12-Sep-2023  
 Time: 15:33  
 Page: 172

**PGM Year:** 2021  
**Project:** 0005 - KENT COUNTY FY2021 CDBG PROGRAM  
**IDIS Activity:** 2109 - Harrington Area Rehab  
 Status: Open  
 Location: ,  
 Objective: Provide decent affordable housing  
 Outcome: Affordability  
 Matrix Code: Rehab; Single-Unit Residential (14A)      National Objective: LMH

**Activity to prevent, prepare for, and respond to Coronavirus:** No

**Initial Funding Date:** 02/14/2022

**Description:**  
 Rehabilitation of four single-family dwelling units in target area.

**Financing**

	Fund Type	Grant Year	Grant	Funded Amount	Drawn In Program Year	Drawn Thru Program Year
CDBG	EN	2021	B21DC100001	\$60,000.00	\$0.00	\$0.00
<b>Total</b>	<b>Total</b>			<b>\$60,000.00</b>	<b>\$0.00</b>	<b>\$0.00</b>

**Proposed Accomplishments**

Housing Units : 4

**Actual Accomplishments**

*Number assisted:*

	Owner		Renter		Total		Person	
	Total	Hispanic	Total	Hispanic	Total	Hispanic	Total	Hispanic
White:	0	0	0	0	0	0		0
Black/African American:	0	0	0	0	0	0	0	0
Asian:	0	0	0	0	0	0	0	0
American Indian/Alaskan Native:	0	0	0	0	0	0	0	0
Native Hawaiian/Other Pacific Islander:	0	0	0	0	0	0	0	0
American Indian/Alaskan Native & White:	0	0	0	0	0	0	0	0
Asian White:	0	0	0	0	0	0	0	0
Black/African American & White:	0	0	0	0	0	0	0	0
American Indian/Alaskan Native & Black/African American:	0	0	0	0	0	0	0	0
Other multi-racial:	0	0	0	0	0	0	0	0
Asian/Pacific Islander:	0	0	0	0	0	0	0	0
Hispanic:	0	0	0	0	0	0	0	0
<b>Total:</b>	<b>0</b>	<b>0</b>	<b>0</b>	<b>0</b>	<b>0</b>	<b>0</b>	<b>0</b>	<b>0</b>



U.S. Department of Housing and Urban Development  
 Office of Community Planning and Development  
 Integrated Disbursement and Information System  
 CDBG Activity Summary Report (GPR) for Program Year 2022  
 DELAWARE

Date: 12-Sep-2023  
 Time: 15:33  
 Page: 173

Female-headed Households: 0 0 0

*Income Category:*

	<b>Owner</b>	<b>Renter</b>	<b>Total</b>	<b>Person</b>
Extremely Low	0	0	0	0
Low Mod	0	0	0	0
Moderate	0	0	0	0
Non Low Moderate	0	0	0	0
Total	0	0	0	0

Percent Low/Mod

**Annual Accomplishments**

No data returned for this view. This might be because the applied filter excludes all data.



U.S. Department of Housing and Urban Development  
 Office of Community Planning and Development  
 Integrated Disbursement and Information System  
 CDBG Activity Summary Report (GPR) for Program Year 2022  
 DELAWARE

Date: 12-Sep-2023  
 Time: 15:33  
 Page: 174

**PGM Year:** 2021  
**Project:** 0005 - KENT COUNTY FY2021 CDBG PROGRAM  
**IDIS Activity:** 2110 - Holly Hills MHP Rehab  
 Status: Open  
 Location: ,  
 Objective: Provide decent affordable housing  
 Outcome: Affordability  
 Matrix Code: Rehab; Single-Unit Residential (14A)      National Objective: LMH

**Activity to prevent, prepare for, and respond to Coronavirus:** No

**Initial Funding Date:** 02/14/2022

**Description:**  
 Rehabilitation of four single-family dwelling units in target area.

**Financing**

	Fund Type	Grant Year	Grant	Funded Amount	Drawn In Program Year	Drawn Thru Program Year
CDBG	EN	2021	B21DC100001	\$46,351.00	\$45,390.75	\$45,390.75
<b>Total</b>	<b>Total</b>			<b>\$46,351.00</b>	<b>\$45,390.75</b>	<b>\$45,390.75</b>

**Proposed Accomplishments**

Housing Units : 4

**Actual Accomplishments**

Number assisted:

	Owner		Renter		Total		Person	
	Total	Hispanic	Total	Hispanic	Total	Hispanic	Total	Hispanic
White:	2	1	0	0	2	1	0	0
Black/African American:	0	0	0	0	0	0	0	0
Asian:	0	0	0	0	0	0	0	0
American Indian/Alaskan Native:	0	0	0	0	0	0	0	0
Native Hawaiian/Other Pacific Islander:	0	0	0	0	0	0	0	0
American Indian/Alaskan Native & White:	0	0	0	0	0	0	0	0
Asian White:	0	0	0	0	0	0	0	0
Black/African American & White:	0	0	0	0	0	0	0	0
American Indian/Alaskan Native & Black/African American:	0	0	0	0	0	0	0	0
Other multi-racial:	0	0	0	0	0	0	0	0
Asian/Pacific Islander:	0	0	0	0	0	0	0	0
Hispanic:	0	0	0	0	0	0	0	0
<b>Total:</b>	<b>2</b>	<b>1</b>	<b>0</b>	<b>0</b>	<b>2</b>	<b>1</b>	<b>0</b>	<b>0</b>





U.S. Department of Housing and Urban Development  
 Office of Community Planning and Development  
 Integrated Disbursement and Information System  
 CDBG Activity Summary Report (GPR) for Program Year 2022  
 DELAWARE

Date: 12-Sep-2023  
 Time: 15:33  
 Page: 175

Female-headed Households: 0 0 0

*Income Category:*

	<b>Owner</b>	<b>Renter</b>	<b>Total</b>	<b>Person</b>
Extremely Low	1	0	1	0
Low Mod	0	0	0	0
Moderate	1	0	1	0
Non Low Moderate	0	0	0	0
Total	2	0	2	0
Percent Low/Mod	100.0%		100.0%	

**Annual Accomplishments**

<b>Years</b>	<b>Accomplishment Narrative</b>	<b># Benefitting</b>
2022	Activity to rehabilitate four single-family dwelling units in target area has two units under open contract.	



U.S. Department of Housing and Urban Development  
 Office of Community Planning and Development  
 Integrated Disbursement and Information System  
 CDBG Activity Summary Report (GPR) for Program Year 2022  
 DELAWARE

Date: 12-Sep-2023  
 Time: 15:33  
 Page: 176

**PGM Year:** 2021  
**Project:** 0005 - KENT COUNTY FY2021 CDBG PROGRAM  
**IDIS Activity:** 2111 - Kenton Area Rehab  
 Status: Open  
 Location: ,  
 Objective: Provide decent affordable housing  
 Outcome: Affordability  
 Matrix Code: Rehab; Single-Unit Residential (14A)      National Objective: LMH

**Activity to prevent, prepare for, and respond to Coronavirus:** No

**Initial Funding Date:** 02/15/2022

**Description:**  
 Rehabilitation of four single-family dwelling units in target area.

**Financing**

	Fund Type	Grant Year	Grant	Funded Amount	Drawn In Program Year	Drawn Thru Program Year
CDBG	EN	2021	B21DC100001	\$50,000.00	\$0.00	\$0.00
<b>Total</b>	<b>Total</b>			<b>\$50,000.00</b>	<b>\$0.00</b>	<b>\$0.00</b>

**Proposed Accomplishments**

Housing Units : 4

**Actual Accomplishments**

Number assisted:

	Owner		Renter		Total		Person	
	Total	Hispanic	Total	Hispanic	Total	Hispanic	Total	Hispanic
White:	0	0	0	0	0	0		0
Black/African American:	0	0	0	0	0	0	0	0
Asian:	0	0	0	0	0	0	0	0
American Indian/Alaskan Native:	0	0	0	0	0	0	0	0
Native Hawaiian/Other Pacific Islander:	0	0	0	0	0	0	0	0
American Indian/Alaskan Native & White:	0	0	0	0	0	0	0	0
Asian White:	0	0	0	0	0	0	0	0
Black/African American & White:	0	0	0	0	0	0	0	0
American Indian/Alaskan Native & Black/African American:	0	0	0	0	0	0	0	0
Other multi-racial:	0	0	0	0	0	0	0	0
Asian/Pacific Islander:	0	0	0	0	0	0	0	0
Hispanic:	0	0	0	0	0	0	0	0
<b>Total:</b>	<b>0</b>	<b>0</b>	<b>0</b>	<b>0</b>	<b>0</b>	<b>0</b>	<b>0</b>	<b>0</b>



U.S. Department of Housing and Urban Development  
Office of Community Planning and Development  
Integrated Disbursement and Information System  
CDBG Activity Summary Report (GPR) for Program Year 2022  
DELAWARE

Date: 12-Sep-2023  
Time: 15:33  
Page: 177

Female-headed Households: 0 0 0

*Income Category:*

	<b>Owner</b>	<b>Renter</b>	<b>Total</b>	<b>Person</b>
Extremely Low	0	0	0	0
Low Mod	0	0	0	0
Moderate	0	0	0	0
Non Low Moderate	0	0	0	0
Total	0	0	0	0

Percent Low/Mod

**Annual Accomplishments**

No data returned for this view. This might be because the applied filter excludes all data.



U.S. Department of Housing and Urban Development  
 Office of Community Planning and Development  
 Integrated Disbursement and Information System  
 CDBG Activity Summary Report (GPR) for Program Year 2022  
 DELAWARE

Date: 12-Sep-2023  
 Time: 15:33  
 Page: 178

**PGM Year:** 2021  
**Project:** 0005 - KENT COUNTY FY2021 CDBG PROGRAM  
**IDIS Activity:** 2112 - Rodney Village Rehab  
 Status: Open  
 Location: ,  
 Objective: Provide decent affordable housing  
 Outcome: Affordability  
 Matrix Code: Rehab; Single-Unit Residential (14A)      National Objective: LMH

**Activity to prevent, prepare for, and respond to Coronavirus:** No

**Initial Funding Date:** 02/15/2022

**Description:**  
 Rehabilitation of four single-family dwelling units in target area.

**Financing**

	Fund Type	Grant Year	Grant	Funded Amount	Drawn In Program Year	Drawn Thru Program Year
CDBG	EN	2021	B21DC100001	\$56,000.00	\$0.00	\$0.00
	PI			\$9,070.00	\$550.00	\$550.00
<b>Total</b>	<b>Total</b>			<b>\$65,070.00</b>	<b>\$550.00</b>	<b>\$550.00</b>

**Proposed Accomplishments**

Housing Units : 4

**Actual Accomplishments**

Number assisted:

	Owner		Renter		Total		Person	
	Total	Hispanic	Total	Hispanic	Total	Hispanic	Total	Hispanic
White:	0	0	0	0	0	0		0
Black/African American:	0	0	0	0	0	0	0	0
Asian:	0	0	0	0	0	0	0	0
American Indian/Alaskan Native:	0	0	0	0	0	0	0	0
Native Hawaiian/Other Pacific Islander:	0	0	0	0	0	0	0	0
American Indian/Alaskan Native & White:	0	0	0	0	0	0	0	0
Asian White:	0	0	0	0	0	0	0	0
Black/African American & White:	0	0	0	0	0	0	0	0
American Indian/Alaskan Native & Black/African American:	0	0	0	0	0	0	0	0
Other multi-racial:	0	0	0	0	0	0	0	0
Asian/Pacific Islander:	0	0	0	0	0	0	0	0
Hispanic:	0	0	0	0	0	0	0	0



U.S. Department of Housing and Urban Development  
 Office of Community Planning and Development  
 Integrated Disbursement and Information System  
 CDBG Activity Summary Report (GPR) for Program Year 2022  
 DELAWARE

Date: 12-Sep-2023  
 Time: 15:33  
 Page: 179

**Total:** 0 0 0 0 0 0 0 0

Female-headed Households: 0 0 0 0

*Income Category:*

	Owner	Renter	Total	Person
Extremely Low	0	0	0	0
Low Mod	0	0	0	0
Moderate	0	0	0	0
Non Low Moderate	0	0	0	0
Total	0	0	0	0
Percent Low/Mod				

**Annual Accomplishments**

No data returned for this view. This might be because the applied filter excludes all data.



U.S. Department of Housing and Urban Development  
 Office of Community Planning and Development  
 Integrated Disbursement and Information System  
 CDBG Activity Summary Report (GPR) for Program Year 2022  
 DELAWARE

Date: 12-Sep-2023  
 Time: 15:33  
 Page: 180

**PGM Year:** 2021  
**Project:** 0005 - KENT COUNTY FY2021 CDBG PROGRAM  
**IDIS Activity:** 2113 - Kent County Scattered Site Emergency Home Repairs  
 Status: Open Objective: Provide decent affordable housing  
 Location: , Outcome: Affordability  
 Matrix Code: Rehab; Single-Unit Residential (14A) National Objective: LMH

**Activity to prevent, prepare for, and respond to Coronavirus:** No

**Initial Funding Date:** 02/15/2022

**Description:**  
 Emergency home repairs for eight single-family dwelling units countywide.

**Financing**

	Fund Type	Grant Year	Grant	Funded Amount	Drawn In Program Year	Drawn Thru Program Year
CDBG	EN	2021	B21DC100001	\$37,649.00	\$0.00	\$0.00
<b>Total</b>	<b>Total</b>			<b>\$37,649.00</b>	<b>\$0.00</b>	<b>\$0.00</b>

**Proposed Accomplishments**

Housing Units : 8

**Actual Accomplishments**

Number assisted:

	Owner		Renter		Total		Person	
	Total	Hispanic	Total	Hispanic	Total	Hispanic	Total	Hispanic
White:	0	0	0	0	0	0		0
Black/African American:	0	0	0	0	0	0	0	0
Asian:	0	0	0	0	0	0	0	0
American Indian/Alaskan Native:	0	0	0	0	0	0	0	0
Native Hawaiian/Other Pacific Islander:	0	0	0	0	0	0	0	0
American Indian/Alaskan Native & White:	0	0	0	0	0	0	0	0
Asian White:	0	0	0	0	0	0	0	0
Black/African American & White:	0	0	0	0	0	0	0	0
American Indian/Alaskan Native & Black/African American:	0	0	0	0	0	0	0	0
Other multi-racial:	0	0	0	0	0	0	0	0
Asian/Pacific Islander:	0	0	0	0	0	0	0	0
Hispanic:	0	0	0	0	0	0	0	0
<b>Total:</b>	<b>0</b>	<b>0</b>	<b>0</b>	<b>0</b>	<b>0</b>	<b>0</b>	<b>0</b>	<b>0</b>



U.S. Department of Housing and Urban Development  
Office of Community Planning and Development  
Integrated Disbursement and Information System  
CDBG Activity Summary Report (GPR) for Program Year 2022  
DELAWARE

Date: 12-Sep-2023  
Time: 15:33  
Page: 181

Female-headed Households: 0 0 0

*Income Category:*

	<b>Owner</b>	<b>Renter</b>	<b>Total</b>	<b>Person</b>
Extremely Low	0	0	0	0
Low Mod	0	0	0	0
Moderate	0	0	0	0
Non Low Moderate	0	0	0	0
Total	0	0	0	0

Percent Low/Mod

**Annual Accomplishments**

No data returned for this view. This might be because the applied filter excludes all data.



U.S. Department of Housing and Urban Development  
 Office of Community Planning and Development  
 Integrated Disbursement and Information System  
 CDBG Activity Summary Report (GPR) for Program Year 2022  
 DELAWARE

Date: 12-Sep-2023  
 Time: 15:33  
 Page: 182

**PGM Year:** 2021  
**Project:** 0005 - KENT COUNTY FY2021 CDBG PROGRAM  
**IDIS Activity:** 2114 - Smyrna Rehab  
 Status: Open  
 Location: ,  
 Objective: Provide decent affordable housing  
 Outcome: Affordability  
 Matrix Code: Rehab; Single-Unit Residential (14A)      National Objective: LMH

**Activity to prevent, prepare for, and respond to Coronavirus:** No

**Initial Funding Date:** 02/15/2022

**Description:**  
 Rehabilitation of four single-family dwelling units in target area.

**Financing**

	Fund Type	Grant Year	Grant	Funded Amount	Drawn In Program Year	Drawn Thru Program Year
CDBG	EN	2021	B21DC100001	\$75,473.85	\$9,953.85	\$9,953.85
		2022	B22DC100001	\$4,526.15	\$4,526.15	\$4,526.15
<b>Total</b>	<b>Total</b>			<b>\$80,000.00</b>	<b>\$14,480.00</b>	<b>\$14,480.00</b>

**Proposed Accomplishments**

Housing Units : 4

**Actual Accomplishments**

Number assisted:

	Owner		Renter		Total		Person	
	Total	Hispanic	Total	Hispanic	Total	Hispanic	Total	Hispanic
White:	0	0	0	0	0	0		0
Black/African American:	0	0	0	0	0	0	0	0
Asian:	0	0	0	0	0	0	0	0
American Indian/Alaskan Native:	0	0	0	0	0	0	0	0
Native Hawaiian/Other Pacific Islander:	0	0	0	0	0	0	0	0
American Indian/Alaskan Native & White:	0	0	0	0	0	0	0	0
Asian White:	0	0	0	0	0	0	0	0
Black/African American & White:	0	0	0	0	0	0	0	0
American Indian/Alaskan Native & Black/African American:	0	0	0	0	0	0	0	0
Other multi-racial:	0	0	0	0	0	0	0	0
Asian/Pacific Islander:	0	0	0	0	0	0	0	0
Hispanic:	0	0	0	0	0	0	0	0





U.S. Department of Housing and Urban Development  
 Office of Community Planning and Development  
 Integrated Disbursement and Information System  
 CDBG Activity Summary Report (GPR) for Program Year 2022  
 DELAWARE

Date: 12-Sep-2023  
 Time: 15:33  
 Page: 183

**Total:** 0 0 0 0 0 0 0 0

Female-headed Households: 0 0 0 0

*Income Category:*

	Owner	Renter	Total	Person
Extremely Low	0	0	0	0
Low Mod	0	0	0	0
Moderate	0	0	0	0
Non Low Moderate	0	0	0	0
Total	0	0	0	0
Percent Low/Mod				

**Annual Accomplishments**

No data returned for this view. This might be because the applied filter excludes all data.



U.S. Department of Housing and Urban Development  
 Office of Community Planning and Development  
 Integrated Disbursement and Information System  
 CDBG Activity Summary Report (GPR) for Program Year 2022  
 DELAWARE

Date: 12-Sep-2023  
 Time: 15:33  
 Page: 184

**PGM Year:** 2022  
**Project:** 0003 - 2022 State CDBG Administration  
**IDIS Activity:** 2134 - 2022 State of Delaware CDBG General Administration  
 Status: Open Objective:  
 Location: , Outcome:  
 Matrix Code: State Administration (21J) National Objective:

**Activity to prevent, prepare for, and respond to Coronavirus:** No

**Initial Funding Date:** 10/26/2022

**Description:**  
 Activity for general administration of the State of Delaware's FY2022 CDBG program.

**Financing**

	Fund Type	Grant Year	Grant	Funded Amount	Drawn In Program Year	Drawn Thru Program Year
CDBG	EN	2022	B22DC100001	\$152,859.04	\$103,740.23	\$103,740.23
<b>Total</b>	<b>Total</b>			<b>\$152,859.04</b>	<b>\$103,740.23</b>	<b>\$103,740.23</b>

**Proposed Accomplishments**

**Actual Accomplishments**

*Number assisted:*

	Owner		Renter		Total		Person	
	Total	Hispanic	Total	Hispanic	Total	Hispanic	Total	Hispanic
White:					0	0		
Black/African American:					0	0		
Asian:					0	0		
American Indian/Alaskan Native:					0	0		
Native Hawaiian/Other Pacific Islander:					0	0		
American Indian/Alaskan Native & White:					0	0		
Asian White:					0	0		
Black/African American & White:					0	0		
American Indian/Alaskan Native & Black/African American:					0	0		
Other multi-racial:					0	0		
Asian/Pacific Islander:					0	0		
Hispanic:					0	0		
<b>Total:</b>	<b>0</b>	<b>0</b>	<b>0</b>	<b>0</b>	<b>0</b>	<b>0</b>	<b>0</b>	<b>0</b>
Female-headed Households:					0			



U.S. Department of Housing and Urban Development  
Office of Community Planning and Development  
Integrated Disbursement and Information System  
CDBG Activity Summary Report (GPR) for Program Year 2022  
DELAWARE

Date: 12-Sep-2023

Time: 15:33

Page: 185

*Income Category:*

	<b>Owner</b>	<b>Renter</b>	<b>Total</b>	<b>Person</b>
Extremely Low			0	
Low Mod			0	
Moderate			0	
Non Low Moderate			0	
Total	0	0	0	0
Percent Low/Mod				

**Annual Accomplishments**

No data returned for this view. This might be because the applied filter excludes all data.



U.S. Department of Housing and Urban Development  
 Office of Community Planning and Development  
 Integrated Disbursement and Information System  
 CDBG Activity Summary Report (GPR) for Program Year 2022  
 DELAWARE

Date: 12-Sep-2023  
 Time: 15:33  
 Page: 186

**PGM Year:** 2022  
**Project:** 0004 - SUSSEX COUNTY FY2022 CDBG PROGRAM  
**IDIS Activity:** 2135 - Sussex County FY2022 CDBG General Administration  
 Status: Open Objective:  
 Location: , Outcome:  
 Matrix Code: General Program Administration (21A) National Objective:

**Activity to prevent, prepare for, and respond to Coronavirus:** No

**Initial Funding Date:** 10/26/2022

**Description:**  
 General Administration of Sussex County's FY2022 CDBG program.

**Financing**

	Fund Type	Grant Year	Grant	Funded Amount	Drawn In Program Year	Drawn Thru Program Year
CDBG	EN	2022	B22DC100001	\$125,000.00	\$93,750.00	\$93,750.00
<b>Total</b>	<b>Total</b>			<b>\$125,000.00</b>	<b>\$93,750.00</b>	<b>\$93,750.00</b>

**Proposed Accomplishments**

**Actual Accomplishments**

Number assisted:

	Owner		Renter		Total		Person	
	Total	Hispanic	Total	Hispanic	Total	Hispanic	Total	Hispanic
White:					0	0		
Black/African American:					0	0		
Asian:					0	0		
American Indian/Alaskan Native:					0	0		
Native Hawaiian/Other Pacific Islander:					0	0		
American Indian/Alaskan Native & White:					0	0		
Asian White:					0	0		
Black/African American & White:					0	0		
American Indian/Alaskan Native & Black/African American:					0	0		
Other multi-racial:					0	0		
Asian/Pacific Islander:					0	0		
Hispanic:					0	0		
<b>Total:</b>	<b>0</b>	<b>0</b>	<b>0</b>	<b>0</b>	<b>0</b>	<b>0</b>	<b>0</b>	<b>0</b>

Female-headed Households:

0



U.S. Department of Housing and Urban Development  
Office of Community Planning and Development  
Integrated Disbursement and Information System  
CDBG Activity Summary Report (GPR) for Program Year 2022  
DELAWARE

Date: 12-Sep-2023  
Time: 15:33  
Page: 187

*Income Category:*

	<b>Owner</b>	<b>Renter</b>	<b>Total</b>	<b>Person</b>
Extremely Low			0	
Low Mod			0	
Moderate			0	
Non Low Moderate			0	
Total	0	0	0	0
Percent Low/Mod				

**Annual Accomplishments**

No data returned for this view. This might be because the applied filter excludes all data.



U.S. Department of Housing and Urban Development  
 Office of Community Planning and Development  
 Integrated Disbursement and Information System  
 CDBG Activity Summary Report (GPR) for Program Year 2022  
 DELAWARE

Date: 12-Sep-2023  
 Time: 15:33  
 Page: 188

**PGM Year:** 2022  
**Project:** 0004 - SUSSEX COUNTY FY2022 CDBG PROGRAM  
**IDIS Activity:** 2136 - Bethel Rehab  
 Status: Completed 8/3/2023 12:00:00 AM  
 Location: ,  
 Objective: Provide decent affordable housing  
 Outcome: Affordability  
 Matrix Code: Rehab; Single-Unit Residential (14A)      National Objective: LMH

**Activity to prevent, prepare for, and respond to Coronavirus:** No

**Initial Funding Date:** 10/27/2022

**Description:**  
 Rehabilitation of four single-family dwelling units in target area.

**Financing**

	Fund Type	Grant Year	Grant	Funded Amount	Drawn In Program Year	Drawn Thru Program Year
CDBG	EN	2022	B22DC100001	\$80,000.00	\$44,269.00	\$44,269.00
<b>Total</b>	<b>Total</b>			<b>\$80,000.00</b>	<b>\$44,269.00</b>	<b>\$44,269.00</b>

**Proposed Accomplishments**

Housing Units : 4

**Actual Accomplishments**

Number assisted:

	Owner		Renter		Total		Person	
	Total	Hispanic	Total	Hispanic	Total	Hispanic	Total	Hispanic
White:	3	0	0	0	3	0	0	0
Black/African American:	1	0	0	0	1	0	0	0
Asian:	0	0	0	0	0	0	0	0
American Indian/Alaskan Native:	0	0	0	0	0	0	0	0
Native Hawaiian/Other Pacific Islander:	0	0	0	0	0	0	0	0
American Indian/Alaskan Native & White:	0	0	0	0	0	0	0	0
Asian White:	0	0	0	0	0	0	0	0
Black/African American & White:	0	0	0	0	0	0	0	0
American Indian/Alaskan Native & Black/African American:	0	0	0	0	0	0	0	0
Other multi-racial:	0	0	0	0	0	0	0	0
Asian/Pacific Islander:	0	0	0	0	0	0	0	0
Hispanic:	0	0	0	0	0	0	0	0
<b>Total:</b>	<b>4</b>	<b>0</b>	<b>0</b>	<b>0</b>	<b>4</b>	<b>0</b>	<b>0</b>	<b>0</b>



U.S. Department of Housing and Urban Development  
 Office of Community Planning and Development  
 Integrated Disbursement and Information System  
 CDBG Activity Summary Report (GPR) for Program Year 2022  
 DELAWARE

Date: 12-Sep-2023  
 Time: 15:33  
 Page: 189

Female-headed Households: 2 0 2

*Income Category:*

	<b>Owner</b>	<b>Renter</b>	<b>Total</b>	<b>Person</b>
Extremely Low	2	0	2	0
Low Mod	2	0	2	0
Moderate	0	0	0	0
Non Low Moderate	0	0	0	0
Total	4	0	4	0
Percent Low/Mod	100.0%		100.0%	

**Annual Accomplishments**

<b>Years</b>	<b>Accomplishment Narrative</b>	<b># Benefitting</b>
2022	Activity to rehabilitate four single-family dwelling units in target area has completed four units and is complete.	



U.S. Department of Housing and Urban Development  
 Office of Community Planning and Development  
 Integrated Disbursement and Information System  
 CDBG Activity Summary Report (GPR) for Program Year 2022  
 DELAWARE

Date: 12-Sep-2023  
 Time: 15:33  
 Page: 190

**PGM Year:** 2022  
**Project:** 0004 - SUSSEX COUNTY FY2022 CDBG PROGRAM  
**IDIS Activity:** 2137 - Blades Rehab  
 Status: Open Objective: Provide decent affordable housing  
 Location: , Outcome: Affordability  
 Matrix Code: Rehab; Single-Unit Residential (14A) National Objective: LMH

**Activity to prevent, prepare for, and respond to Coronavirus:** No

**Initial Funding Date:** 10/27/2022

**Description:**  
 Rehabilitation of four single-family dwelling units in target area.

**Financing**

	Fund Type	Grant Year	Grant	Funded Amount	Drawn In Program Year	Drawn Thru Program Year
CDBG	EN	2022	B22DC100001	\$80,000.00	\$20,500.00	\$20,500.00
<b>Total</b>	<b>Total</b>			<b>\$80,000.00</b>	<b>\$20,500.00</b>	<b>\$20,500.00</b>

**Proposed Accomplishments**

Housing Units : 4

**Actual Accomplishments**

Number assisted:

	Owner		Renter		Total		Person	
	Total	Hispanic	Total	Hispanic	Total	Hispanic	Total	Hispanic
White:	1	0	0	0	1	0	0	0
Black/African American:	1	0	0	0	1	0	0	0
Asian:	0	0	0	0	0	0	0	0
American Indian/Alaskan Native:	0	0	0	0	0	0	0	0
Native Hawaiian/Other Pacific Islander:	0	0	0	0	0	0	0	0
American Indian/Alaskan Native & White:	0	0	0	0	0	0	0	0
Asian White:	0	0	0	0	0	0	0	0
Black/African American & White:	0	0	0	0	0	0	0	0
American Indian/Alaskan Native & Black/African American:	0	0	0	0	0	0	0	0
Other multi-racial:	0	0	0	0	0	0	0	0
Asian/Pacific Islander:	0	0	0	0	0	0	0	0
Hispanic:	0	0	0	0	0	0	0	0
<b>Total:</b>	<b>2</b>	<b>0</b>	<b>0</b>	<b>0</b>	<b>2</b>	<b>0</b>	<b>0</b>	<b>0</b>







U.S. Department of Housing and Urban Development  
 Office of Community Planning and Development  
 Integrated Disbursement and Information System  
 CDBG Activity Summary Report (GPR) for Program Year 2022  
 DELAWARE

Date: 12-Sep-2023  
 Time: 15:33  
 Page: 192

**PGM Year:** 2022  
**Project:** 0004 - SUSSEX COUNTY FY2022 CDBG PROGRAM  
**IDIS Activity:** 2138 - Bridgeville Rehab  
 Status: Open  
 Location: ,  
 Objective: Provide decent affordable housing  
 Outcome: Affordability  
 Matrix Code: Rehab; Single-Unit Residential (14A)      National Objective: LMH

**Activity to prevent, prepare for, and respond to Coronavirus:** No

**Initial Funding Date:** 10/27/2022

**Description:**

Rehabilitation of four single-family dwelling units in target area.

**Financing**

	Fund Type	Grant Year	Grant	Funded Amount	Drawn In Program Year	Drawn Thru Program Year
CDBG	EN	2022	B22DC100001	\$80,000.00	\$40,405.00	\$40,405.00
<b>Total</b>	<b>Total</b>			<b>\$80,000.00</b>	<b>\$40,405.00</b>	<b>\$40,405.00</b>

**Proposed Accomplishments**

Housing Units : 4

**Actual Accomplishments**

Number assisted:

	Owner		Renter		Total		Person	
	Total	Hispanic	Total	Hispanic	Total	Hispanic	Total	Hispanic
White:	1	0	0	0	1	0	0	0
Black/African American:	4	0	0	0	4	0	0	0
Asian:	0	0	0	0	0	0	0	0
American Indian/Alaskan Native:	0	0	0	0	0	0	0	0
Native Hawaiian/Other Pacific Islander:	0	0	0	0	0	0	0	0
American Indian/Alaskan Native & White:	0	0	0	0	0	0	0	0
Asian White:	0	0	0	0	0	0	0	0
Black/African American & White:	0	0	0	0	0	0	0	0
American Indian/Alaskan Native & Black/African American:	0	0	0	0	0	0	0	0
Other multi-racial:	0	0	0	0	0	0	0	0
Asian/Pacific Islander:	0	0	0	0	0	0	0	0
Hispanic:	0	0	0	0	0	0	0	0
<b>Total:</b>	<b>5</b>	<b>0</b>	<b>0</b>	<b>0</b>	<b>5</b>	<b>0</b>	<b>0</b>	<b>0</b>



U.S. Department of Housing and Urban Development  
 Office of Community Planning and Development  
 Integrated Disbursement and Information System  
 CDBG Activity Summary Report (GPR) for Program Year 2022  
 DELAWARE

Date: 12-Sep-2023  
 Time: 15:33  
 Page: 193

Female-headed Households: 3 0 3

*Income Category:*

	<b>Owner</b>	<b>Renter</b>	<b>Total</b>	<b>Person</b>
Extremely Low	4	0	4	0
Low Mod	0	0	0	0
Moderate	1	0	1	0
Non Low Moderate	0	0	0	0
Total	5	0	5	0
Percent Low/Mod	100.0%		100.0%	

**Annual Accomplishments**

<b>Years</b>	<b>Accomplishment Narrative</b>	<b># Benefitting</b>
2022	Activity to rehabilitate four single-family dwelling units in target area has completed five units and is complete.	



U.S. Department of Housing and Urban Development  
 Office of Community Planning and Development  
 Integrated Disbursement and Information System  
 CDBG Activity Summary Report (GPR) for Program Year 2022  
 DELAWARE

Date: 12-Sep-2023  
 Time: 15:33  
 Page: 194

**PGM Year:** 2022  
**Project:** 0004 - SUSSEX COUNTY FY2022 CDBG PROGRAM  
**IDIS Activity:** 2139 - Cool Spring Rehab  
 Status: Open  
 Location: ,  
 Objective: Provide decent affordable housing  
 Outcome: Affordability  
 Matrix Code: Rehab; Single-Unit Residential (14A)      National Objective: LMH

**Activity to prevent, prepare for, and respond to Coronavirus:** No

**Initial Funding Date:** 10/27/2022

**Description:**  
 Rehabilitation of four single-family dwelling units in target area.

**Financing**

	Fund Type	Grant Year	Grant	Funded Amount	Drawn In Program Year	Drawn Thru Program Year
CDBG	EN	2022	B22DC100001	\$80,000.00	\$54,150.00	\$54,150.00
<b>Total</b>	<b>Total</b>			<b>\$80,000.00</b>	<b>\$54,150.00</b>	<b>\$54,150.00</b>

**Proposed Accomplishments**

Housing Units : 4

**Actual Accomplishments**

Number assisted:

	Owner		Renter		Total		Person	
	Total	Hispanic	Total	Hispanic	Total	Hispanic	Total	Hispanic
White:	0	0	0	0	0	0		0
Black/African American:	3	0	0	0	3	0	0	0
Asian:	0	0	0	0	0	0	0	0
American Indian/Alaskan Native:	0	0	0	0	0	0	0	0
Native Hawaiian/Other Pacific Islander:	0	0	0	0	0	0	0	0
American Indian/Alaskan Native & White:	0	0	0	0	0	0	0	0
Asian White:	0	0	0	0	0	0	0	0
Black/African American & White:	0	0	0	0	0	0	0	0
American Indian/Alaskan Native & Black/African American:	0	0	0	0	0	0	0	0
Other multi-racial:	0	0	0	0	0	0	0	0
Asian/Pacific Islander:	0	0	0	0	0	0	0	0
Hispanic:	0	0	0	0	0	0	0	0
<b>Total:</b>	<b>3</b>	<b>0</b>	<b>0</b>	<b>0</b>	<b>3</b>	<b>0</b>	<b>0</b>	<b>0</b>



U.S. Department of Housing and Urban Development  
 Office of Community Planning and Development  
 Integrated Disbursement and Information System  
 CDBG Activity Summary Report (GPR) for Program Year 2022  
 DELAWARE

Date: 12-Sep-2023  
 Time: 15:33  
 Page: 195

Female-headed Households: 2 0 2

*Income Category:*

	<b>Owner</b>	<b>Renter</b>	<b>Total</b>	<b>Person</b>
Extremely Low	0	0	0	0
Low Mod	2	0	2	0
Moderate	1	0	1	0
Non Low Moderate	0	0	0	0
Total	3	0	3	0
Percent Low/Mod	100.0%		100.0%	

**Annual Accomplishments**

<b>Years</b>	<b>Accomplishment Narrative</b>	<b># Benefitting</b>
2022	Activity to rehabilitate four single-family dwelling units in target area has completed three units and is complete.	



U.S. Department of Housing and Urban Development  
 Office of Community Planning and Development  
 Integrated Disbursement and Information System  
 CDBG Activity Summary Report (GPR) for Program Year 2022  
 DELAWARE

Date: 12-Sep-2023  
 Time: 15:33  
 Page: 196

**PGM Year:** 2022  
**Project:** 0004 - SUSSEX COUNTY FY2022 CDBG PROGRAM  
**IDIS Activity:** 2140 - Coverdale Rehab  
 Status: Open  
 Location: ,  
 Objective: Provide decent affordable housing  
 Outcome: Affordability  
 Matrix Code: Rehab; Single-Unit Residential (14A)      National Objective: LMH

**Activity to prevent, prepare for, and respond to Coronavirus:** No

**Initial Funding Date:** 01/10/2023

**Description:**  
 Rehabilitation of four single-family dwelling units in target area.

**Financing**

	Fund Type	Grant Year	Grant	Funded Amount	Drawn In Program Year	Drawn Thru Program Year
CDBG	EN	2022	B22DC100001	\$80,000.00	\$46,826.00	\$46,826.00
<b>Total</b>	<b>Total</b>			<b>\$80,000.00</b>	<b>\$46,826.00</b>	<b>\$46,826.00</b>

**Proposed Accomplishments**

Housing Units : 4

**Actual Accomplishments**

Number assisted:

	Owner		Renter		Total		Person	
	Total	Hispanic	Total	Hispanic	Total	Hispanic	Total	Hispanic
White:	0	0	0	0	0	0		0
Black/African American:	5	0	0	0	5	0	0	0
Asian:	0	0	0	0	0	0	0	0
American Indian/Alaskan Native:	0	0	0	0	0	0	0	0
Native Hawaiian/Other Pacific Islander:	0	0	0	0	0	0	0	0
American Indian/Alaskan Native & White:	0	0	0	0	0	0	0	0
Asian White:	0	0	0	0	0	0	0	0
Black/African American & White:	0	0	0	0	0	0	0	0
American Indian/Alaskan Native & Black/African American:	0	0	0	0	0	0	0	0
Other multi-racial:	0	0	0	0	0	0	0	0
Asian/Pacific Islander:	0	0	0	0	0	0	0	0
Hispanic:	0	0	0	0	0	0	0	0
<b>Total:</b>	<b>5</b>	<b>0</b>	<b>0</b>	<b>0</b>	<b>5</b>	<b>0</b>	<b>0</b>	<b>0</b>



U.S. Department of Housing and Urban Development  
 Office of Community Planning and Development  
 Integrated Disbursement and Information System  
 CDBG Activity Summary Report (GPR) for Program Year 2022  
 DELAWARE

Date: 12-Sep-2023  
 Time: 15:33  
 Page: 197

Female-headed Households: 4 0 4

*Income Category:*

	<b>Owner</b>	<b>Renter</b>	<b>Total</b>	<b>Person</b>
Extremely Low	3	0	3	0
Low Mod	1	0	1	0
Moderate	1	0	1	0
Non Low Moderate	0	0	0	0
Total	5	0	5	0
Percent Low/Mod	100.0%		100.0%	

**Annual Accomplishments**

<b>Years</b>	<b>Accomplishment Narrative</b>	<b># Benefitting</b>
2022	Activity to rehabilitate four single-family dwelling units in target area has completed five units and has one unit under open contract.	



U.S. Department of Housing and Urban Development  
 Office of Community Planning and Development  
 Integrated Disbursement and Information System  
 CDBG Activity Summary Report (GPR) for Program Year 2022  
 DELAWARE

Date: 12-Sep-2023  
 Time: 15:33  
 Page: 198

**PGM Year:** 2022  
**Project:** 0004 - SUSSEX COUNTY FY2022 CDBG PROGRAM  
**IDIS Activity:** 2141 - Diamond Acres Rehab  
**Status:** Completed 8/7/2023 12:00:00 AM  
**Location:** ,  
**Objective:** Provide decent affordable housing  
**Outcome:** Affordability  
**Matrix Code:** Rehab; Single-Unit Residential (14A)      **National Objective:** LMH

**Activity to prevent, prepare for, and respond to Coronavirus:** No

**Initial Funding Date:** 01/10/2023

**Description:**  
 Rehabilitation of four single-family dwelling units in target area.

**Financing**

	Fund Type	Grant Year	Grant	Funded Amount	Drawn In Program Year	Drawn Thru Program Year
CDBG	EN	2022	B22DC100001	\$80,000.00	\$60,800.00	\$60,800.00
	PI			\$10,705.00	\$10,705.00	\$10,705.00
<b>Total</b>	<b>Total</b>			<b>\$90,705.00</b>	<b>\$71,505.00</b>	<b>\$71,505.00</b>

**Proposed Accomplishments**

Housing Units : 4

**Actual Accomplishments**

*Number assisted:*

	Owner		Renter		Total		Person	
	Total	Hispanic	Total	Hispanic	Total	Hispanic	Total	Hispanic
White:	1	0	0	0	1	0	0	0
Black/African American:	3	0	0	0	3	0	0	0
Asian:	0	0	0	0	0	0	0	0
American Indian/Alaskan Native:	0	0	0	0	0	0	0	0
Native Hawaiian/Other Pacific Islander:	0	0	0	0	0	0	0	0
American Indian/Alaskan Native & White:	0	0	0	0	0	0	0	0
Asian White:	0	0	0	0	0	0	0	0
Black/African American & White:	0	0	0	0	0	0	0	0
American Indian/Alaskan Native & Black/African American:	0	0	0	0	0	0	0	0
Other multi-racial:	0	0	0	0	0	0	0	0
Asian/Pacific Islander:	0	0	0	0	0	0	0	0
Hispanic:	0	0	0	0	0	0	0	0





U.S. Department of Housing and Urban Development  
 Office of Community Planning and Development  
 Integrated Disbursement and Information System  
 CDBG Activity Summary Report (GPR) for Program Year 2022  
 DELAWARE

Date: 12-Sep-2023  
 Time: 15:33  
 Page: 199

<b>Total:</b>	<b>4</b>	<b>0</b>	<b>0</b>	<b>0</b>	<b>4</b>	<b>0</b>	<b>0</b>	<b>0</b>
Female-headed Households:	3		0		3			
<i>Income Category:</i>								
	<b>Owner</b>	<b>Renter</b>	<b>Total</b>	<b>Person</b>				
Extremely Low	1	0	1	0				
Low Mod	2	0	2	0				
Moderate	1	0	1	0				
Non Low Moderate	0	0	0	0				
Total	4	0	4	0				
Percent Low/Mod	100.0%		100.0%					

**Annual Accomplishments**

<b>Years</b>	<b>Accomplishment Narrative</b>	<b># Benefitting</b>
2022	Activity to rehabilitate four single-family dwelling units in target area has completed four units and is complete.	



U.S. Department of Housing and Urban Development  
 Office of Community Planning and Development  
 Integrated Disbursement and Information System  
 CDBG Activity Summary Report (GPR) for Program Year 2022  
 DELAWARE

Date: 12-Sep-2023  
 Time: 15:33  
 Page: 200

**PGM Year:** 2022  
**Project:** 0004 - SUSSEX COUNTY FY2022 CDBG PROGRAM  
**IDIS Activity:** 2142 - Frankford Rehab  
**Status:** Completed 8/7/2023 12:00:00 AM  
**Location:** ,  
**Objective:** Provide decent affordable housing  
**Outcome:** Affordability  
**Matrix Code:** Rehab; Single-Unit Residential (14A)      **National Objective:** LMH

**Activity to prevent, prepare for, and respond to Coronavirus:** No

**Initial Funding Date:** 01/10/2023

**Description:**  
 Rehabilitation of four single-family dwelling units townwide.

**Financing**

	Fund Type	Grant Year	Grant	Funded Amount	Drawn In Program Year	Drawn Thru Program Year
CDBG	EN	2022	B22DC100001	\$80,000.00	\$25,845.00	\$25,845.00
<b>Total</b>	<b>Total</b>			<b>\$80,000.00</b>	<b>\$25,845.00</b>	<b>\$25,845.00</b>

**Proposed Accomplishments**

Housing Units : 4

**Actual Accomplishments**

*Number assisted:*

	Owner		Renter		Total		Person	
	Total	Hispanic	Total	Hispanic	Total	Hispanic	Total	Hispanic
White:	0	0	0	0	0	0		0
Black/African American:	6	0	0	0	6	0	0	0
Asian:	0	0	0	0	0	0	0	0
American Indian/Alaskan Native:	1	0	0	0	1	0	0	0
Native Hawaiian/Other Pacific Islander:	0	0	0	0	0	0	0	0
American Indian/Alaskan Native & White:	0	0	0	0	0	0	0	0
Asian White:	0	0	0	0	0	0	0	0
Black/African American & White:	0	0	0	0	0	0	0	0
American Indian/Alaskan Native & Black/African American:	0	0	0	0	0	0	0	0
Other multi-racial:	0	0	0	0	0	0	0	0
Asian/Pacific Islander:	0	0	0	0	0	0	0	0
Hispanic:	0	0	0	0	0	0	0	0
<b>Total:</b>	<b>7</b>	<b>0</b>	<b>0</b>	<b>0</b>	<b>7</b>	<b>0</b>	<b>0</b>	<b>0</b>



U.S. Department of Housing and Urban Development  
 Office of Community Planning and Development  
 Integrated Disbursement and Information System  
 CDBG Activity Summary Report (GPR) for Program Year 2022  
 DELAWARE

Date: 12-Sep-2023  
 Time: 15:33  
 Page: 201

Female-headed Households: 6 0 6

*Income Category:*

	<b>Owner</b>	<b>Renter</b>	<b>Total</b>	<b>Person</b>
Extremely Low	3	0	3	0
Low Mod	2	0	2	0
Moderate	2	0	2	0
Non Low Moderate	0	0	0	0
Total	7	0	7	0
Percent Low/Mod	100.0%		100.0%	

**Annual Accomplishments**

<b>Years</b>	<b>Accomplishment Narrative</b>	<b># Benefitting</b>
2022	Activity to rehabilitate four single-family dwelling units townwide has completed seven units and is complete.	



U.S. Department of Housing and Urban Development  
 Office of Community Planning and Development  
 Integrated Disbursement and Information System  
 CDBG Activity Summary Report (GPR) for Program Year 2022  
 DELAWARE

Date: 12-Sep-2023  
 Time: 15:33  
 Page: 202

**PGM Year:** 2022  
**Project:** 0004 - SUSSEX COUNTY FY2022 CDBG PROGRAM  
**IDIS Activity:** 2143 - Handicap Accessibility Home Improvements  
 Status: Open  
 Location: ,  
 Objective: Provide decent affordable housing  
 Outcome: Availability/accessibility  
 Matrix Code: Rehab; Single-Unit Residential (14A)      National Objective: LMH

**Activity to prevent, prepare for, and respond to Coronavirus:** No

**Initial Funding Date:** 01/10/2023

**Description:**  
 Handicap accessibility home improvements for ten housing units countywide.

**Financing**

	Fund Type	Grant Year	Grant	Funded Amount	Drawn In Program Year	Drawn Thru Program Year
CDBG	EN	2022	B22DC100001	\$48,000.00	\$46,535.00	\$46,535.00
<b>Total</b>	<b>Total</b>			<b>\$48,000.00</b>	<b>\$46,535.00</b>	<b>\$46,535.00</b>

**Proposed Accomplishments**

Housing Units : 10

**Actual Accomplishments**

Number assisted:

	Owner		Renter		Total		Person	
	Total	Hispanic	Total	Hispanic	Total	Hispanic	Total	Hispanic
White:	4	0	0	0	4	0	0	0
Black/African American:	5	0	0	0	5	0	0	0
Asian:	0	0	0	0	0	0	0	0
American Indian/Alaskan Native:	0	0	0	0	0	0	0	0
Native Hawaiian/Other Pacific Islander:	0	0	0	0	0	0	0	0
American Indian/Alaskan Native & White:	0	0	0	0	0	0	0	0
Asian White:	0	0	0	0	0	0	0	0
Black/African American & White:	0	0	0	0	0	0	0	0
American Indian/Alaskan Native & Black/African American:	0	0	0	0	0	0	0	0
Other multi-racial:	0	0	0	0	0	0	0	0
Asian/Pacific Islander:	0	0	0	0	0	0	0	0
Hispanic:	0	0	0	0	0	0	0	0
<b>Total:</b>	<b>9</b>	<b>0</b>	<b>0</b>	<b>0</b>	<b>9</b>	<b>0</b>	<b>0</b>	<b>0</b>



U.S. Department of Housing and Urban Development  
 Office of Community Planning and Development  
 Integrated Disbursement and Information System  
 CDBG Activity Summary Report (GPR) for Program Year 2022  
 DELAWARE

Date: 12-Sep-2023  
 Time: 15:33  
 Page: 203

Female-headed Households: 4 0 4

*Income Category:*

	<b>Owner</b>	<b>Renter</b>	<b>Total</b>	<b>Person</b>
Extremely Low	2	0	2	0
Low Mod	4	0	4	0
Moderate	3	0	3	0
Non Low Moderate	0	0	0	0
Total	9	0	9	0
Percent Low/Mod	100.0%		100.0%	

**Annual Accomplishments**

<b>Years</b>	<b>Accomplishment Narrative</b>	<b># Benefitting</b>
2022	Activity to provide handicap accessibility home improvements for ten housing units countywide has completed nine units and is complete.	



U.S. Department of Housing and Urban Development  
 Office of Community Planning and Development  
 Integrated Disbursement and Information System  
 CDBG Activity Summary Report (GPR) for Program Year 2022  
 DELAWARE

Date: 12-Sep-2023  
 Time: 15:33  
 Page: 204

**PGM Year:** 2022  
**Project:** 0004 - SUSSEX COUNTY FY2022 CDBG PROGRAM  
**IDIS Activity:** 2144 - Laurel Rehab  
 Status: Open  
 Location: ,  
 Objective: Provide decent affordable housing  
 Outcome: Affordability  
 Matrix Code: Rehab; Single-Unit Residential (14A)      National Objective: LMH

**Activity to prevent, prepare for, and respond to Coronavirus:** No

**Initial Funding Date:** 01/10/2023

**Description:**  
 Rehabilitation of six single-family dwelling units in target area.

**Financing**

	Fund Type	Grant Year	Grant	Funded Amount	Drawn In Program Year	Drawn Thru Program Year
CDBG	EN	2022	B22DC100001	\$105,000.00	\$58,299.62	\$58,299.62
	PI			\$12,549.38	\$12,549.38	\$12,549.38
<b>Total</b>	<b>Total</b>			<b>\$117,549.38</b>	<b>\$70,849.00</b>	<b>\$70,849.00</b>

**Proposed Accomplishments**

Housing Units : 6

**Actual Accomplishments**

Number assisted:

	Owner		Renter		Total		Person	
	Total	Hispanic	Total	Hispanic	Total	Hispanic	Total	Hispanic
White:	1	0	0	0	1	0	0	0
Black/African American:	4	0	0	0	4	0	0	0
Asian:	0	0	0	0	0	0	0	0
American Indian/Alaskan Native:	0	0	0	0	0	0	0	0
Native Hawaiian/Other Pacific Islander:	0	0	0	0	0	0	0	0
American Indian/Alaskan Native & White:	0	0	0	0	0	0	0	0
Asian White:	0	0	0	0	0	0	0	0
Black/African American & White:	0	0	0	0	0	0	0	0
American Indian/Alaskan Native & Black/African American:	0	0	0	0	0	0	0	0
Other multi-racial:	0	0	0	0	0	0	0	0
Asian/Pacific Islander:	0	0	0	0	0	0	0	0
Hispanic:	0	0	0	0	0	0	0	0



U.S. Department of Housing and Urban Development  
 Office of Community Planning and Development  
 Integrated Disbursement and Information System  
 CDBG Activity Summary Report (GPR) for Program Year 2022  
 DELAWARE

Date: 12-Sep-2023  
 Time: 15:33  
 Page: 205

<b>Total:</b>	<b>5</b>	<b>0</b>	<b>0</b>	<b>0</b>	<b>5</b>	<b>0</b>	<b>0</b>	<b>0</b>
Female-headed Households:	4		0		4			
<i>Income Category:</i>								
	<b>Owner</b>	<b>Renter</b>	<b>Total</b>	<b>Person</b>				
Extremely Low	2	0	2	0				
Low Mod	2	0	2	0				
Moderate	1	0	1	0				
Non Low Moderate	0	0	0	0				
Total	5	0	5	0				
Percent Low/Mod	100.0%		100.0%					

**Annual Accomplishments**

<b>Years</b>	<b>Accomplishment Narrative</b>	<b># Benefitting</b>
2022	Activity to rehabilitate six single-family dwelling units in target area has completed five units and is complete.	



U.S. Department of Housing and Urban Development  
 Office of Community Planning and Development  
 Integrated Disbursement and Information System  
 CDBG Activity Summary Report (GPR) for Program Year 2022  
 DELAWARE

Date: 12-Sep-2023  
 Time: 15:33  
 Page: 206

**PGM Year:** 2022  
**Project:** 0004 - SUSSEX COUNTY FY2022 CDBG PROGRAM  
**IDIS Activity:** 2145 - Milford Rehab  
 Status: Open  
 Location: ,  
 Objective: Provide decent affordable housing  
 Outcome: Affordability  
 Matrix Code: Rehab; Single-Unit Residential (14A)      National Objective: LMH

**Activity to prevent, prepare for, and respond to Coronavirus:** No

**Initial Funding Date:** 01/10/2023

**Description:**  
 Rehabilitation of six single-family dwelling units in target area.

**Financing**

	Fund Type	Grant Year	Grant	Funded Amount	Drawn In Program Year	Drawn Thru Program Year
CDBG	EN	2022	B22DC100001	\$105,000.00	\$900.00	\$900.00
<b>Total</b>	<b>Total</b>			<b>\$105,000.00</b>	<b>\$900.00</b>	<b>\$900.00</b>

**Proposed Accomplishments**

Housing Units : 6

**Actual Accomplishments**

*Number assisted:*

	Owner		Renter		Total		Person	
	Total	Hispanic	Total	Hispanic	Total	Hispanic	Total	Hispanic
White:	2	0	0	0	2	0	0	0
Black/African American:	0	0	0	0	0	0	0	0
Asian:	0	0	0	0	0	0	0	0
American Indian/Alaskan Native:	0	0	0	0	0	0	0	0
Native Hawaiian/Other Pacific Islander:	0	0	0	0	0	0	0	0
American Indian/Alaskan Native & White:	0	0	0	0	0	0	0	0
Asian White:	0	0	0	0	0	0	0	0
Black/African American & White:	0	0	0	0	0	0	0	0
American Indian/Alaskan Native & Black/African American:	0	0	0	0	0	0	0	0
Other multi-racial:	0	0	0	0	0	0	0	0
Asian/Pacific Islander:	0	0	0	0	0	0	0	0
Hispanic:	0	0	0	0	0	0	0	0
<b>Total:</b>	<b>2</b>	<b>0</b>	<b>0</b>	<b>0</b>	<b>2</b>	<b>0</b>	<b>0</b>	<b>0</b>





U.S. Department of Housing and Urban Development  
 Office of Community Planning and Development  
 Integrated Disbursement and Information System  
 CDBG Activity Summary Report (GPR) for Program Year 2022  
 DELAWARE

Date: 12-Sep-2023  
 Time: 15:33  
 Page: 207

Female-headed Households: 2 0 2

*Income Category:*

	<b>Owner</b>	<b>Renter</b>	<b>Total</b>	<b>Person</b>
Extremely Low	2	0	2	0
Low Mod	0	0	0	0
Moderate	0	0	0	0
Non Low Moderate	0	0	0	0
Total	2	0	2	0
Percent Low/Mod	100.0%		100.0%	

**Annual Accomplishments**

<b>Years</b>	<b>Accomplishment Narrative</b>	<b># Benefitting</b>
2022	Activity to rehabilitate six single-family dwelling units in target area has two units complete, and three units under open contract.	



U.S. Department of Housing and Urban Development  
 Office of Community Planning and Development  
 Integrated Disbursement and Information System  
 CDBG Activity Summary Report (GPR) for Program Year 2022  
 DELAWARE

Date: 12-Sep-2023  
 Time: 15:33  
 Page: 208

**PGM Year:** 2022  
**Project:** 0004 - SUSSEX COUNTY FY2022 CDBG PROGRAM  
**IDIS Activity:** 2146 - Milton Rehab  
 Status: Open  
 Location: ,  
 Objective: Provide decent affordable housing  
 Outcome: Affordability  
 Matrix Code: Rehabilitation Administration (14H)      National Objective: LMH

**Activity to prevent, prepare for, and respond to Coronavirus:** No

**Initial Funding Date:** 10/26/2022

**Description:**

Rehabilitation of six single-family dwelling units in target area.

**Financing**

	Fund Type	Grant Year	Grant	Funded Amount	Drawn In Program Year	Drawn Thru Program Year
CDBG	EN	2022	B22DC100001	\$105,000.00	\$28,210.00	\$28,210.00
<b>Total</b>	<b>Total</b>			<b>\$105,000.00</b>	<b>\$28,210.00</b>	<b>\$28,210.00</b>

**Proposed Accomplishments**

Housing Units : 6

**Actual Accomplishments**

Number assisted:

	Owner		Renter		Total		Person	
	Total	Hispanic	Total	Hispanic	Total	Hispanic	Total	Hispanic
White:	0	0	0	0	0	0		0
Black/African American:	1	0	0	0	1	0	0	0
Asian:	0	0	0	0	0	0	0	0
American Indian/Alaskan Native:	0	0	0	0	0	0	0	0
Native Hawaiian/Other Pacific Islander:	0	0	0	0	0	0	0	0
American Indian/Alaskan Native & White:	0	0	0	0	0	0	0	0
Asian White:	0	0	0	0	0	0	0	0
Black/African American & White:	0	0	0	0	0	0	0	0
American Indian/Alaskan Native & Black/African American:	0	0	0	0	0	0	0	0
Other multi-racial:	0	0	0	0	0	0	0	0
Asian/Pacific Islander:	0	0	0	0	0	0	0	0
Hispanic:	0	0	0	0	0	0	0	0
<b>Total:</b>	<b>1</b>	<b>0</b>	<b>0</b>	<b>0</b>	<b>1</b>	<b>0</b>	<b>0</b>	<b>0</b>



U.S. Department of Housing and Urban Development  
 Office of Community Planning and Development  
 Integrated Disbursement and Information System  
 CDBG Activity Summary Report (GPR) for Program Year 2022  
 DELAWARE

Date: 12-Sep-2023  
 Time: 15:33  
 Page: 209

Female-headed Households: 0 0 0

*Income Category:*

	<b>Owner</b>	<b>Renter</b>	<b>Total</b>	<b>Person</b>
Extremely Low	0	0	0	0
Low Mod	0	0	0	0
Moderate	1	0	1	0
Non Low Moderate	0	0	0	0
Total	1	0	1	0
Percent Low/Mod	100.0%		100.0%	

**Annual Accomplishments**

<b>Years</b>	<b>Accomplishment Narrative</b>	<b># Benefitting</b>
2022	Activity to rehabilitate six single-family dwelling units in target area has one unit complete, and one unit out to bid.	



U.S. Department of Housing and Urban Development  
 Office of Community Planning and Development  
 Integrated Disbursement and Information System  
 CDBG Activity Summary Report (GPR) for Program Year 2022  
 DELAWARE

Date: 12-Sep-2023  
 Time: 15:33  
 Page: 210

**PGM Year:** 2022  
**Project:** 0004 - SUSSEX COUNTY FY2022 CDBG PROGRAM  
**IDIS Activity:** 2147 - Mount Joy Rehab  
 Status: Open  
 Location: ,  
 Objective: Provide decent affordable housing  
 Outcome: Affordability  
 Matrix Code: Rehab; Single-Unit Residential (14A)      National Objective: LMH

**Activity to prevent, prepare for, and respond to Coronavirus:** No

**Initial Funding Date:** 01/10/2023

**Description:**  
 Rehabilitation of four single-family dwelling units in target area.

**Financing**

	Fund Type	Grant Year	Grant	Funded Amount	Drawn In Program Year	Drawn Thru Program Year
CDBG	EN	2022	B22DC100001	\$80,000.00	\$15,480.00	\$15,480.00
<b>Total</b>	<b>Total</b>			<b>\$80,000.00</b>	<b>\$15,480.00</b>	<b>\$15,480.00</b>

**Proposed Accomplishments**

Housing Units : 4

**Actual Accomplishments**

Number assisted:

	Owner		Renter		Total		Person	
	Total	Hispanic	Total	Hispanic	Total	Hispanic	Total	Hispanic
White:	0	0	0	0	0	0		0
Black/African American:	4	0	0	0	4	0	0	0
Asian:	0	0	0	0	0	0	0	0
American Indian/Alaskan Native:	0	0	0	0	0	0	0	0
Native Hawaiian/Other Pacific Islander:	0	0	0	0	0	0	0	0
American Indian/Alaskan Native & White:	0	0	0	0	0	0	0	0
Asian White:	0	0	0	0	0	0	0	0
Black/African American & White:	0	0	0	0	0	0	0	0
American Indian/Alaskan Native & Black/African American:	0	0	0	0	0	0	0	0
Other multi-racial:	0	0	0	0	0	0	0	0
Asian/Pacific Islander:	0	0	0	0	0	0	0	0
Hispanic:	0	0	0	0	0	0	0	0
<b>Total:</b>	<b>4</b>	<b>0</b>	<b>0</b>	<b>0</b>	<b>4</b>	<b>0</b>	<b>0</b>	<b>0</b>



U.S. Department of Housing and Urban Development  
 Office of Community Planning and Development  
 Integrated Disbursement and Information System  
 CDBG Activity Summary Report (GPR) for Program Year 2022  
 DELAWARE

Date: 12-Sep-2023  
 Time: 15:33  
 Page: 211

Female-headed Households: 4 0 4

*Income Category:*

	<b>Owner</b>	<b>Renter</b>	<b>Total</b>	<b>Person</b>
Extremely Low	4	0	4	0
Low Mod	0	0	0	0
Moderate	0	0	0	0
Non Low Moderate	0	0	0	0
Total	4	0	4	0
Percent Low/Mod	100.0%		100.0%	

**Annual Accomplishments**

<b>Years</b>	<b>Accomplishment Narrative</b>	<b># Benefitting</b>
2022	Activity to rehabilitate four single-family dwelling units in target area has four units complete and one unit out to bid.	



U.S. Department of Housing and Urban Development  
 Office of Community Planning and Development  
 Integrated Disbursement and Information System  
 CDBG Activity Summary Report (GPR) for Program Year 2022  
 DELAWARE

Date: 12-Sep-2023  
 Time: 15:33  
 Page: 212

**PGM Year:** 2022  
**Project:** 0004 - SUSSEX COUNTY FY2022 CDBG PROGRAM  
**IDIS Activity:** 2148 - Rehabilitation Program Delivery  
**Status:** Open  
**Location:** ,  
**Objective:** Provide decent affordable housing  
**Outcome:** Affordability  
**Matrix Code:** Rehabilitation Administration (14H)      **National Objective:** LMH

**Activity to prevent, prepare for, and respond to Coronavirus:** No

**Initial Funding Date:** 10/26/2022

**Description:**  
 Rehabilitation Program Delivery for Sussex County's FY2022 housing rehabilitation program.

**Financing**

	Fund Type	Grant Year	Grant	Funded Amount	Drawn In Program Year	Drawn Thru Program Year
CDBG	EN	2022	B22DC100001	\$125,000.00	\$93,750.00	\$93,750.00
<b>Total</b>	<b>Total</b>			<b>\$125,000.00</b>	<b>\$93,750.00</b>	<b>\$93,750.00</b>

**Proposed Accomplishments**

**Actual Accomplishments**

*Number assisted:*

	<b>Owner</b>		<b>Renter</b>		<b>Total</b>		<b>Person</b>	
	Total	Hispanic	Total	Hispanic	Total	Hispanic	Total	Hispanic
White:	0	0	0	0	0	0		0
Black/African American:	0	0	0	0	0	0	0	0
Asian:	0	0	0	0	0	0	0	0
American Indian/Alaskan Native:	0	0	0	0	0	0	0	0
Native Hawaiian/Other Pacific Islander:	0	0	0	0	0	0	0	0
American Indian/Alaskan Native & White:	0	0	0	0	0	0	0	0
Asian White:	0	0	0	0	0	0	0	0
Black/African American & White:	0	0	0	0	0	0	0	0
American Indian/Alaskan Native & Black/African American:	0	0	0	0	0	0	0	0
Other multi-racial:	0	0	0	0	0	0	0	0
Asian/Pacific Islander:	0	0	0	0	0	0	0	0
Hispanic:	0	0	0	0	0	0	0	0
<b>Total:</b>	<b>0</b>	<b>0</b>	<b>0</b>	<b>0</b>	<b>0</b>	<b>0</b>	<b>0</b>	<b>0</b>
Female-headed Households:	0		0		0			



U.S. Department of Housing and Urban Development  
Office of Community Planning and Development  
Integrated Disbursement and Information System  
CDBG Activity Summary Report (GPR) for Program Year 2022  
DELAWARE

Date: 12-Sep-2023  
Time: 15:33  
Page: 213

*Income Category:*

	<b>Owner</b>	<b>Renter</b>	<b>Total</b>	<b>Person</b>
Extremely Low	0	0	0	0
Low Mod	0	0	0	0
Moderate	0	0	0	0
Non Low Moderate	0	0	0	0
Total	0	0	0	0
Percent Low/Mod				

**Annual Accomplishments**

No data returned for this view. This might be because the applied filter excludes all data.



U.S. Department of Housing and Urban Development  
 Office of Community Planning and Development  
 Integrated Disbursement and Information System  
 CDBG Activity Summary Report (GPR) for Program Year 2022  
 DELAWARE

Date: 12-Sep-2023  
 Time: 15:33  
 Page: 214

**PGM Year:** 2022  
**Project:** 0004 - SUSSEX COUNTY FY2022 CDBG PROGRAM  
**IDIS Activity:** 2149 - Scattered Site Roof Rehabilitations  
**Status:** Completed 8/8/2023 12:00:00 AM  
**Location:** ,  
**Objective:** Provide decent affordable housing  
**Outcome:** Affordability  
**Matrix Code:** Rehab; Single-Unit Residential (14A)      **National Objective:** LMH

**Activity to prevent, prepare for, and respond to Coronavirus:** No

**Initial Funding Date:** 10/26/2022

**Description:**  
 Rehabilitation or replacement of 16 roofs countywide.

**Financing**

	Fund Type	Grant Year	Grant	Funded Amount	Drawn In Program Year	Drawn Thru Program Year
CDBG	EN	2022	B22DC100001	\$162,000.00	\$162,000.00	\$162,000.00
<b>Total</b>	<b>Total</b>			<b>\$162,000.00</b>	<b>\$162,000.00</b>	<b>\$162,000.00</b>

**Proposed Accomplishments**

Housing Units : 16

**Actual Accomplishments**

*Number assisted:*

	<b>Owner</b>		<b>Renter</b>		<b>Total</b>		<b>Person</b>	
	Total	Hispanic	Total	Hispanic	Total	Hispanic	Total	Hispanic
White:	7	0	0	0	7	0	0	0
Black/African American:	5	0	0	0	5	0	0	0
Asian:	0	0	0	0	0	0	0	0
American Indian/Alaskan Native:	0	0	0	0	0	0	0	0
Native Hawaiian/Other Pacific Islander:	0	0	0	0	0	0	0	0
American Indian/Alaskan Native & White:	1	0	0	0	1	0	0	0
Asian White:	0	0	0	0	0	0	0	0
Black/African American & White:	0	0	0	0	0	0	0	0
American Indian/Alaskan Native & Black/African American:	0	0	0	0	0	0	0	0
Other multi-racial:	0	0	0	0	0	0	0	0
Asian/Pacific Islander:	0	0	0	0	0	0	0	0
Hispanic:	0	0	0	0	0	0	0	0
<b>Total:</b>	<b>13</b>	<b>0</b>	<b>0</b>	<b>0</b>	<b>13</b>	<b>0</b>	<b>0</b>	<b>0</b>





U.S. Department of Housing and Urban Development  
 Office of Community Planning and Development  
 Integrated Disbursement and Information System  
 CDBG Activity Summary Report (GPR) for Program Year 2022  
 DELAWARE

Date: 12-Sep-2023  
 Time: 15:33  
 Page: 215

Female-headed Households: 6 0 6

*Income Category:*

	<b>Owner</b>	<b>Renter</b>	<b>Total</b>	<b>Person</b>
Extremely Low	2	0	2	0
Low Mod	6	0	6	0
Moderate	5	0	5	0
Non Low Moderate	0	0	0	0
Total	13	0	13	0
Percent Low/Mod	100.0%		100.0%	

**Annual Accomplishments**

<b>Years</b>	<b>Accomplishment Narrative</b>	<b># Benefitting</b>
2022	Activity to rehabilitate or replace 16 roofs countywide has completed thirteen roofs and is complete.	



U.S. Department of Housing and Urban Development  
 Office of Community Planning and Development  
 Integrated Disbursement and Information System  
 CDBG Activity Summary Report (GPR) for Program Year 2022  
 DELAWARE

Date: 12-Sep-2023  
 Time: 15:33  
 Page: 216

**PGM Year:** 2022  
**Project:** 0004 - SUSSEX COUNTY FY2022 CDBG PROGRAM  
**IDIS Activity:** 2150 - Scattered Site Emergency Home Repairs  
**Status:** Completed 8/8/2023 12:00:00 AM  
**Location:** ,  
**Objective:** Provide decent affordable housing  
**Outcome:** Affordability  
**Matrix Code:** Rehab; Single-Unit Residential (14A)      **National Objective:** LMH

**Activity to prevent, prepare for, and respond to Coronavirus:** No

**Initial Funding Date:** 01/10/2023

**Description:**  
 Emergency home repairs for 10 housing units countywide.

**Financing**

	Fund Type	Grant Year	Grant	Funded Amount	Drawn In Program Year	Drawn Thru Program Year
CDBG	EN	2022	B22DC100001	\$78,000.00	\$70,500.00	\$70,500.00
<b>Total</b>	<b>Total</b>			<b>\$78,000.00</b>	<b>\$70,500.00</b>	<b>\$70,500.00</b>

**Proposed Accomplishments**

Housing Units : 10

**Actual Accomplishments**

*Number assisted:*

	Owner		Renter		Total		Person	
	Total	Hispanic	Total	Hispanic	Total	Hispanic	Total	Hispanic
White:	4	0	0	0	4	0	0	0
Black/African American:	9	0	0	0	9	0	0	0
Asian:	0	0	0	0	0	0	0	0
American Indian/Alaskan Native:	0	0	0	0	0	0	0	0
Native Hawaiian/Other Pacific Islander:	0	0	0	0	0	0	0	0
American Indian/Alaskan Native & White:	0	0	0	0	0	0	0	0
Asian White:	0	0	0	0	0	0	0	0
Black/African American & White:	0	0	0	0	0	0	0	0
American Indian/Alaskan Native & Black/African American:	0	0	0	0	0	0	0	0
Other multi-racial:	0	0	0	0	0	0	0	0
Asian/Pacific Islander:	0	0	0	0	0	0	0	0
Hispanic:	0	0	0	0	0	0	0	0
<b>Total:</b>	<b>13</b>	<b>0</b>	<b>0</b>	<b>0</b>	<b>13</b>	<b>0</b>	<b>0</b>	<b>0</b>



U.S. Department of Housing and Urban Development  
 Office of Community Planning and Development  
 Integrated Disbursement and Information System  
 CDBG Activity Summary Report (GPR) for Program Year 2022  
 DELAWARE

Date: 12-Sep-2023  
 Time: 15:33  
 Page: 217

Female-headed Households: 8 0 8

*Income Category:*

	<b>Owner</b>	<b>Renter</b>	<b>Total</b>	<b>Person</b>
Extremely Low	7	0	7	0
Low Mod	5	0	5	0
Moderate	1	0	1	0
Non Low Moderate	0	0	0	0
Total	13	0	13	0
Percent Low/Mod	100.0%		100.0%	

**Annual Accomplishments**

<b>Years</b>	<b>Accomplishment Narrative</b>	<b># Benefitting</b>
2022	Activity to provide emergency home repairs for 10 housing units countywide has completed 13 units and is complete.	



U.S. Department of Housing and Urban Development  
 Office of Community Planning and Development  
 Integrated Disbursement and Information System  
 CDBG Activity Summary Report (GPR) for Program Year 2022  
 DELAWARE

Date: 12-Sep-2023  
 Time: 15:33  
 Page: 218

**PGM Year:** 2022  
**Project:** 0004 - SUSSEX COUNTY FY2022 CDBG PROGRAM  
**IDIS Activity:** 2151 - Scattered Site Water/Sewer Hookups  
**Status:** Completed 8/8/2023 12:00:00 AM  
**Location:** ,  
**Objective:** Provide decent affordable housing  
**Outcome:** Availability/accessibility  
**Matrix Code:** Rehab; Single-Unit Residential (14A)      **National Objective:** LMH

**Activity to prevent, prepare for, and respond to Coronavirus:** No

**Initial Funding Date:** 01/10/2023

**Description:**  
 Water and/or sewer hookups for 10 housing units countywide.

**Financing**

	Fund Type	Grant Year	Grant	Funded Amount	Drawn In Program Year	Drawn Thru Program Year
CDBG	EN	2022	B22DC100001	\$7,800.00	\$3,800.00	\$3,800.00
<b>Total</b>	<b>Total</b>			<b>\$7,800.00</b>	<b>\$3,800.00</b>	<b>\$3,800.00</b>

**Proposed Accomplishments**

Housing Units : 10

**Actual Accomplishments**

*Number assisted:*

	<b>Owner</b>		<b>Renter</b>		<b>Total</b>		<b>Person</b>	
	Total	Hispanic	Total	Hispanic	Total	Hispanic	Total	Hispanic
White:	0	0	0	0	0	0		0
Black/African American:	2	0	0	0	2	0	0	0
Asian:	0	0	0	0	0	0	0	0
American Indian/Alaskan Native:	0	0	0	0	0	0	0	0
Native Hawaiian/Other Pacific Islander:	0	0	0	0	0	0	0	0
American Indian/Alaskan Native & White:	0	0	0	0	0	0	0	0
Asian White:	0	0	0	0	0	0	0	0
Black/African American & White:	0	0	0	0	0	0	0	0
American Indian/Alaskan Native & Black/African American:	0	0	0	0	0	0	0	0
Other multi-racial:	0	0	0	0	0	0	0	0
Asian/Pacific Islander:	0	0	0	0	0	0	0	0
Hispanic:	0	0	0	0	0	0	0	0
<b>Total:</b>	<b>2</b>	<b>0</b>	<b>0</b>	<b>0</b>	<b>2</b>	<b>0</b>	<b>0</b>	<b>0</b>



U.S. Department of Housing and Urban Development  
 Office of Community Planning and Development  
 Integrated Disbursement and Information System  
 CDBG Activity Summary Report (GPR) for Program Year 2022  
 DELAWARE

Date: 12-Sep-2023  
 Time: 15:33  
 Page: 219

Female-headed Households: 2 0 2

*Income Category:*

	<b>Owner</b>	<b>Renter</b>	<b>Total</b>	<b>Person</b>
Extremely Low	1	0	1	0
Low Mod	1	0	1	0
Moderate	0	0	0	0
Non Low Moderate	0	0	0	0
Total	2	0	2	0
Percent Low/Mod	100.0%		100.0%	

**Annual Accomplishments**

<b>Years</b>	<b>Accomplishment Narrative</b>	<b># Benefitting</b>
2022	Activity to install water and/or sewer hookups for 10 housing units countywide was amended, completed two hookups, and is complete.	



U.S. Department of Housing and Urban Development  
 Office of Community Planning and Development  
 Integrated Disbursement and Information System  
 CDBG Activity Summary Report (GPR) for Program Year 2022  
 DELAWARE

Date: 12-Sep-2023  
 Time: 15:33  
 Page: 220

**PGM Year:** 2022  
**Project:** 0004 - SUSSEX COUNTY FY2022 CDBG PROGRAM  
**IDIS Activity:** 2152 - Scattered Site Housing Rehabilitation  
 Status: Open  
 Location: ,  
 Objective: Provide decent affordable housing  
 Outcome: Affordability  
 Matrix Code: Rehab; Single-Unit Residential (14A)      National Objective: LMH

**Activity to prevent, prepare for, and respond to Coronavirus:** No

**Initial Funding Date:** 10/26/2022

**Description:**  
 Rehabilitation of 20 owner-occupied housing units countywide.

**Financing**

	Fund Type	Grant Year	Grant	Funded Amount	Drawn In Program Year	Drawn Thru Program Year
CDBG	EN	2022	B22DC100001	\$332,200.00	\$231,029.00	\$231,029.00
<b>Total</b>	<b>Total</b>			<b>\$332,200.00</b>	<b>\$231,029.00</b>	<b>\$231,029.00</b>

**Proposed Accomplishments**

Housing Units : 20

**Actual Accomplishments**

Number assisted:

	Owner		Renter		Total		Person	
	Total	Hispanic	Total	Hispanic	Total	Hispanic	Total	Hispanic
White:	5	1	0	0	5	1	0	0
Black/African American:	10	0	0	0	10	0	0	0
Asian:	0	0	0	0	0	0	0	0
American Indian/Alaskan Native:	0	0	0	0	0	0	0	0
Native Hawaiian/Other Pacific Islander:	0	0	0	0	0	0	0	0
American Indian/Alaskan Native & White:	0	0	0	0	0	0	0	0
Asian White:	0	0	0	0	0	0	0	0
Black/African American & White:	0	0	0	0	0	0	0	0
American Indian/Alaskan Native & Black/African American:	0	0	0	0	0	0	0	0
Other multi-racial:	0	0	0	0	0	0	0	0
Asian/Pacific Islander:	0	0	0	0	0	0	0	0
Hispanic:	0	0	0	0	0	0	0	0
<b>Total:</b>	<b>15</b>	<b>1</b>	<b>0</b>	<b>0</b>	<b>15</b>	<b>1</b>	<b>0</b>	<b>0</b>



U.S. Department of Housing and Urban Development  
 Office of Community Planning and Development  
 Integrated Disbursement and Information System  
 CDBG Activity Summary Report (GPR) for Program Year 2022  
 DELAWARE

Date: 12-Sep-2023  
 Time: 15:33  
 Page: 221

Female-headed Households: 11 0 11

*Income Category:*

	<b>Owner</b>	<b>Renter</b>	<b>Total</b>	<b>Person</b>
Extremely Low	5	0	5	0
Low Mod	3	0	3	0
Moderate	7	0	7	0
Non Low Moderate	0	0	0	0
Total	15	0	15	0
Percent Low/Mod	100.0%		100.0%	

**Annual Accomplishments**

<b>Years</b>	<b>Accomplishment Narrative</b>	<b># Benefitting</b>
2022	Activity to rehabilitate twenty single-family dwelling units countywide has completed fifteen units and has three units under open contract.	



U.S. Department of Housing and Urban Development  
 Office of Community Planning and Development  
 Integrated Disbursement and Information System  
 CDBG Activity Summary Report (GPR) for Program Year 2022  
 DELAWARE

Date: 12-Sep-2023  
 Time: 15:33  
 Page: 222

**PGM Year:** 2022  
**Project:** 0004 - SUSSEX COUNTY FY2022 CDBG PROGRAM  
**IDIS Activity:** 2153 - Seaford Rehab  
 Status: Open  
 Location: ,  
 Objective: Provide decent affordable housing  
 Outcome: Affordability  
 Matrix Code: Rehab; Single-Unit Residential (14A)      National Objective: LMH

**Activity to prevent, prepare for, and respond to Coronavirus:** No

**Initial Funding Date:** 01/10/2023

**Description:**  
 Rehabilitation of six single-family dwelling units in target area.

**Financing**

	Fund Type	Grant Year	Grant	Funded Amount	Drawn In Program Year	Drawn Thru Program Year
CDBG	EN	2022	B22DC100001	\$105,000.00	\$101,516.00	\$101,516.00
<b>Total</b>	<b>Total</b>			<b>\$105,000.00</b>	<b>\$101,516.00</b>	<b>\$101,516.00</b>

**Proposed Accomplishments**

Housing Units : 6

**Actual Accomplishments**

Number assisted:

	Owner		Renter		Total		Person	
	Total	Hispanic	Total	Hispanic	Total	Hispanic	Total	Hispanic
White:	2	0	0	0	2	0	0	0
Black/African American:	1	0	0	0	1	0	0	0
Asian:	0	0	0	0	0	0	0	0
American Indian/Alaskan Native:	0	0	0	0	0	0	0	0
Native Hawaiian/Other Pacific Islander:	0	0	0	0	0	0	0	0
American Indian/Alaskan Native & White:	0	0	0	0	0	0	0	0
Asian White:	0	0	0	0	0	0	0	0
Black/African American & White:	2	0	0	0	2	0	0	0
American Indian/Alaskan Native & Black/African American:	0	0	0	0	0	0	0	0
Other multi-racial:	0	0	0	0	0	0	0	0
Asian/Pacific Islander:	0	0	0	0	0	0	0	0
Hispanic:	0	0	0	0	0	0	0	0
<b>Total:</b>	<b>5</b>	<b>0</b>	<b>0</b>	<b>0</b>	<b>5</b>	<b>0</b>	<b>0</b>	<b>0</b>





U.S. Department of Housing and Urban Development  
 Office of Community Planning and Development  
 Integrated Disbursement and Information System  
 CDBG Activity Summary Report (GPR) for Program Year 2022  
 DELAWARE

Date: 12-Sep-2023  
 Time: 15:33  
 Page: 223

Female-headed Households: 5 0 5

*Income Category:*

	<b>Owner</b>	<b>Renter</b>	<b>Total</b>	<b>Person</b>
Extremely Low	3	0	3	0
Low Mod	0	0	0	0
Moderate	2	0	2	0
Non Low Moderate	0	0	0	0
Total	5	0	5	0
Percent Low/Mod	100.0%		100.0%	

**Annual Accomplishments**

<b>Years</b>	<b>Accomplishment Narrative</b>	<b># Benefitting</b>
2022	Activity to rehabilitate six single-family dwelling units in target area has completed five units and is complete.	



U.S. Department of Housing and Urban Development  
 Office of Community Planning and Development  
 Integrated Disbursement and Information System  
 CDBG Activity Summary Report (GPR) for Program Year 2022  
 DELAWARE

Date: 12-Sep-2023  
 Time: 15:33  
 Page: 224

**PGM Year:** 2022  
**Project:** 0004 - SUSSEX COUNTY FY2022 CDBG PROGRAM  
**IDIS Activity:** 2154 - Selbyville Rehab  
 Status: Completed 8/7/2023 12:00:00 AM  
 Location: ,  
 Objective: Provide decent affordable housing  
 Outcome: Affordability  
 Matrix Code: Rehab; Single-Unit Residential (14A)      National Objective: LMH

**Activity to prevent, prepare for, and respond to Coronavirus:** No

**Initial Funding Date:** 01/10/2023

**Description:**  
 Rehabilitation of six single-family dwelling units in target area.

**Financing**

	Fund Type	Grant Year	Grant	Funded Amount	Drawn In Program Year	Drawn Thru Program Year
CDBG	EN	2022	B22DC100001	\$105,000.00	\$105,000.00	\$105,000.00
<b>Total</b>	<b>Total</b>			<b>\$105,000.00</b>	<b>\$105,000.00</b>	<b>\$105,000.00</b>

**Proposed Accomplishments**

Housing Units : 6

**Actual Accomplishments**

Number assisted:

	Owner		Renter		Total		Person	
	Total	Hispanic	Total	Hispanic	Total	Hispanic	Total	Hispanic
White:	3	0	0	0	3	0	0	0
Black/African American:	2	0	0	0	2	0	0	0
Asian:	0	0	0	0	0	0	0	0
American Indian/Alaskan Native:	0	0	0	0	0	0	0	0
Native Hawaiian/Other Pacific Islander:	0	0	0	0	0	0	0	0
American Indian/Alaskan Native & White:	0	0	0	0	0	0	0	0
Asian White:	0	0	0	0	0	0	0	0
Black/African American & White:	1	0	0	0	1	0	0	0
American Indian/Alaskan Native & Black/African American:	0	0	0	0	0	0	0	0
Other multi-racial:	0	0	0	0	0	0	0	0
Asian/Pacific Islander:	0	0	0	0	0	0	0	0
Hispanic:	0	0	0	0	0	0	0	0
<b>Total:</b>	<b>6</b>	<b>0</b>	<b>0</b>	<b>0</b>	<b>6</b>	<b>0</b>	<b>0</b>	<b>0</b>



U.S. Department of Housing and Urban Development  
 Office of Community Planning and Development  
 Integrated Disbursement and Information System  
 CDBG Activity Summary Report (GPR) for Program Year 2022  
 DELAWARE

Date: 12-Sep-2023  
 Time: 15:33  
 Page: 225

Female-headed Households: 4 0 4

*Income Category:*

	<b>Owner</b>	<b>Renter</b>	<b>Total</b>	<b>Person</b>
Extremely Low	1	0	1	0
Low Mod	1	0	1	0
Moderate	4	0	4	0
Non Low Moderate	0	0	0	0
Total	6	0	6	0
Percent Low/Mod	100.0%		100.0%	

**Annual Accomplishments**

<b>Years</b>	<b>Accomplishment Narrative</b>	<b># Benefitting</b>
2022	Activity to rehabilitate six single-family dwelling units in target area has completed six units and is complete.	



U.S. Department of Housing and Urban Development  
 Office of Community Planning and Development  
 Integrated Disbursement and Information System  
 CDBG Activity Summary Report (GPR) for Program Year 2022  
 DELAWARE

Date: 12-Sep-2023  
 Time: 15:33  
 Page: 226

**PGM Year:** 2022  
**Project:** 0003 - 2022 State CDBG Administration  
**IDIS Activity:** 2187 - 2022 State of Delaware CDBG Technical Assistance to Grantees  
 Status: Open Objective:  
 Location: , Outcome:  
 Matrix Code: State CDBG Technical Assistance to Grantees (19H) National Objective:

**Activity to prevent, prepare for, and respond to Coronavirus:** No

**Initial Funding Date:** 01/27/2023

**Description:**  
 Activity for the State of Delaware's FY2022 CDBG technical assistance to grantees.

**Financing**

	Fund Type	Grant Year	Grant	Funded Amount	Drawn In Program Year	Drawn Thru Program Year
CDBG	EN	2022	B22DC100001	\$26,429.96	\$8,178.48	\$8,178.48
<b>Total</b>	<b>Total</b>			<b>\$26,429.96</b>	<b>\$8,178.48</b>	<b>\$8,178.48</b>

**Proposed Accomplishments**

**Actual Accomplishments**

*Number assisted:*

	Owner		Renter		Total		Person	
	Total	Hispanic	Total	Hispanic	Total	Hispanic	Total	Hispanic
White:					0	0		
Black/African American:					0	0		
Asian:					0	0		
American Indian/Alaskan Native:					0	0		
Native Hawaiian/Other Pacific Islander:					0	0		
American Indian/Alaskan Native & White:					0	0		
Asian White:					0	0		
Black/African American & White:					0	0		
American Indian/Alaskan Native & Black/African American:					0	0		
Other multi-racial:					0	0		
Asian/Pacific Islander:					0	0		
Hispanic:					0	0		
<b>Total:</b>	<b>0</b>	<b>0</b>	<b>0</b>	<b>0</b>	<b>0</b>	<b>0</b>	<b>0</b>	<b>0</b>

Female-headed Households: 0



U.S. Department of Housing and Urban Development  
Office of Community Planning and Development  
Integrated Disbursement and Information System  
CDBG Activity Summary Report (GPR) for Program Year 2022  
DELAWARE

Date: 12-Sep-2023  
Time: 15:33  
Page: 227

*Income Category:*

	<b>Owner</b>	<b>Renter</b>	<b>Total</b>	<b>Person</b>
Extremely Low			0	
Low Mod			0	
Moderate			0	
Non Low Moderate			0	
Total	0	0	0	0
Percent Low/Mod				

**Annual Accomplishments**

No data returned for this view. This might be because the applied filter excludes all data.



U.S. Department of Housing and Urban Development  
 Office of Community Planning and Development  
 Integrated Disbursement and Information System  
 CDBG Activity Summary Report (GPR) for Program Year 2022  
 DELAWARE

Date: 12-Sep-2023  
 Time: 15:33  
 Page: 228

**PGM Year:** 2020  
**Project:** 0017 - CDBG-CV1-CV2-CV3 Hotel/Motel Vouchers  
**IDIS Activity:** 2190 - Lighthouse for Broken Wings Hotel/Motel Vouchers

**Status:** Open  
**Location:** ,  
**Objective:** Provide decent affordable housing  
**Outcome:** Availability/accessibility  
**Matrix Code:** Other Public Services Not Listed in 05A-05Y, 03T (05Z) **National Objective:** LMC

**Activity to prevent, prepare for, and respond to Coronavirus:** Yes

**Initial Funding Date:** 02/27/2023

**Description:**

Delaware's homeless population has not been able to stay in emergency shelters due to the coronavirus. The Delaware State Housing Authority will administer this activity to house the homeless during the coronavirus epidemic through a contract with Lighthouse for Broken Wings.

**Financing**

	Fund Type	Grant Year	Grant	Funded Amount	Drawn In Program Year	Drawn Thru Program Year
CDBG	EN	2020	B20DW100001	\$285,645.31	\$121,891.82	\$121,891.82
<b>Total</b>	<b>Total</b>			<b>\$285,645.31</b>	<b>\$121,891.82</b>	<b>\$121,891.82</b>

**Proposed Accomplishments**

People (General) : 100

**Actual Accomplishments**

Number assisted:

	Owner		Renter		Total		Person	
	Total	Hispanic	Total	Hispanic	Total	Hispanic	Total	Hispanic
White:	0	0	0	0	0	0		0
Black/African American:	0	0	0	0	0	0	0	0
Asian:	0	0	0	0	0	0	0	0
American Indian/Alaskan Native:	0	0	0	0	0	0	0	0
Native Hawaiian/Other Pacific Islander:	0	0	0	0	0	0	0	0
American Indian/Alaskan Native & White:	0	0	0	0	0	0	0	0
Asian White:	0	0	0	0	0	0	0	0
Black/African American & White:	0	0	0	0	0	0	0	0
American Indian/Alaskan Native & Black/African American:	0	0	0	0	0	0	0	0
Other multi-racial:	0	0	0	0	0	0	0	0
Asian/Pacific Islander:	0	0	0	0	0	0	0	0
Hispanic:	0	0	0	0	0	0	0	0



U.S. Department of Housing and Urban Development  
 Office of Community Planning and Development  
 Integrated Disbursement and Information System  
 CDBG Activity Summary Report (GPR) for Program Year 2022  
 DELAWARE

Date: 12-Sep-2023  
 Time: 15:33  
 Page: 229

**Total:** 0 0 0 0 0 0 0 0

Female-headed Households: 0 0 0 0

*Income Category:*

	Owner	Renter	Total	Person
Extremely Low	0	0	0	0
Low Mod	0	0	0	0
Moderate	0	0	0	0
Non Low Moderate	0	0	0	0
Total	0	0	0	0
Percent Low/Mod				

**Annual Accomplishments**

No data returned for this view. This might be because the applied filter excludes all data.



U.S. Department of Housing and Urban Development  
 Office of Community Planning and Development  
 Integrated Disbursement and Information System  
 CDBG Activity Summary Report (GPR) for Program Year 2022  
 DELAWARE

Date: 12-Sep-2023  
 Time: 15:33  
 Page: 230

**PGM Year:** 2020  
**Project:** 0017 - CDBG-CV1-CV2-CV3 Hotel/Motel Vouchers  
**IDIS Activity:** 2191 - DSSC CDBG-CV2/3 Statewide Hotel/Motel Vouchers

Status: Completed 8/30/2023 12:00:00 AM  
 Location: ,

Objective: Provide decent affordable housing  
 Outcome: Availability/accessibility  
 Matrix Code: Other Public Services Not Listed in 05A-05Y, 03T (05Z) National Objective: LMC

**Activity to prevent, prepare for, and respond to Coronavirus:** Yes

**Initial Funding Date:** 02/27/2023

**Description:**

Delaware's homeless population has not been able to stay in emergency shelters due to the coronavirus. The Delaware State Housing Authority will administer this activity to house the homeless during the coronavirus epidemic through a contract with the Division of State Service Centers.

**Financing**

	Fund Type	Grant Year	Grant	Funded Amount	Drawn In Program Year	Drawn Thru Program Year
CDBG	EN	2020	B20DW100001	\$5,700.00	\$0.00	\$0.00
<b>Total</b>	<b>Total</b>			<b>\$5,700.00</b>	<b>\$0.00</b>	<b>\$0.00</b>

**Proposed Accomplishments**

People (General) : 10

**Actual Accomplishments**

Number assisted:

	Owner		Renter		Total		Person	
	Total	Hispanic	Total	Hispanic	Total	Hispanic	Total	Hispanic
White:	0	0	0	0	0	0		0
Black/African American:	0	0	0	0	0	0	5	1
Asian:	0	0	0	0	0	0	0	0
American Indian/Alaskan Native:	0	0	0	0	0	0	0	0
Native Hawaiian/Other Pacific Islander:	0	0	0	0	0	0	0	0
American Indian/Alaskan Native & White:	0	0	0	0	0	0	0	0
Asian White:	0	0	0	0	0	0	0	0
Black/African American & White:	0	0	0	0	0	0	0	0
American Indian/Alaskan Native & Black/African American:	0	0	0	0	0	0	0	0
Other multi-racial:	0	0	0	0	0	0	0	0
Asian/Pacific Islander:	0	0	0	0	0	0	0	0
Hispanic:	0	0	0	0	0	0	0	0





U.S. Department of Housing and Urban Development  
 Office of Community Planning and Development  
 Integrated Disbursement and Information System  
 CDBG Activity Summary Report (GPR) for Program Year 2022  
 DELAWARE

Date: 12-Sep-2023  
 Time: 15:33  
 Page: 231

<b>Total:</b>	<b>0</b>	<b>0</b>	<b>0</b>	<b>0</b>	<b>0</b>	<b>0</b>	<b>5</b>	<b>1</b>
Female-headed Households:	0		0		0			
<i>Income Category:</i>								
	<b>Owner</b>	<b>Renter</b>	<b>Total</b>	<b>Person</b>				
Extremely Low	0	0	0	5				
Low Mod	0	0	0	0				
Moderate	0	0	0	0				
Non Low Moderate	0	0	0	0				
Total	0	0	0	5				
Percent Low/Mod				100.0%				

**Annual Accomplishments**

<b>Years</b>	<b>Accomplishment Narrative</b>	<b># Benefitting</b>
2022		



U.S. Department of Housing and Urban Development  
Office of Community Planning and Development  
Integrated Disbursement and Information System  
CDBG Activity Summary Report (GPR) for Program Year 2022  
DELAWARE

Date: 12-Sep-2023

Time: 15:33

Page: 232

---

<b>Total Funded Amount:</b>	<b>\$15,495,194.28</b>
<b>Total Drawn Thru Program Year:</b>	<b>\$13,188,570.02</b>
<b>Total Drawn In Program Year:</b>	<b>\$4,498,921.18</b>



U.S. Department of Housing and Urban Development  
 Office of Community Planning and Development  
 Integrated Disbursement and Information System  
 CDBG Summary of Accomplishments  
 Program Year: 2022

DATE: 09-12-23  
 TIME: 15:39  
 PAGE: 1

DELAWARE

Count of CDBG Activities with Disbursements by Activity Group & Matrix Code

Activity Group	Activity Category	Open Count	Open Activities Disbursed	Completed Count	Completed Activities Disbursed	Program Year Count	Total Activities Disbursed
Housing	Rehab; Single-Unit Residential (14A)	27	\$1,327,626.60	50	\$1,525,104.48	77	\$2,852,731.08
	Rehabilitation Administration (14H)	3	\$159,568.77	3	\$25,000.00	6	\$184,568.77
	<b>Total Housing</b>	<b>30</b>	<b>\$1,487,195.37</b>	<b>53</b>	<b>\$1,550,104.48</b>	<b>83</b>	<b>\$3,037,299.85</b>
Public Services	Other Public Services Not Listed in 05A-05Y, 03T (05Z)	0	\$0.00	2	\$0.00	2	\$0.00
	<b>Total Public Services</b>	<b>0</b>	<b>\$0.00</b>	<b>2</b>	<b>\$0.00</b>	<b>2</b>	<b>\$0.00</b>
General Administration and Planning	General Program Administration (21A)	2	\$149,370.55	3	\$25,000.00	5	\$174,370.55
	State Administration (21J)	1	\$103,740.23	3	\$93,112.46	4	\$196,852.69
	<b>Total General Administration and Planning</b>	<b>3</b>	<b>\$253,110.78</b>	<b>6</b>	<b>\$118,112.46</b>	<b>9</b>	<b>\$371,223.24</b>
Other	State CDBG Technical Assistance to Grantees (19H)	1	\$8,178.48	0	\$0.00	1	\$8,178.48
	<b>Total Other</b>	<b>1</b>	<b>\$8,178.48</b>	<b>0</b>	<b>\$0.00</b>	<b>1</b>	<b>\$8,178.48</b>
<b>Grand Total</b>		<b>34</b>	<b>\$1,748,484.63</b>	<b>61</b>	<b>\$1,668,216.94</b>	<b>95</b>	<b>\$3,416,701.57</b>



U.S. Department of Housing and Urban Development  
 Office of Community Planning and Development  
 Integrated Disbursement and Information System  
 CDBG Summary of Accomplishments  
 Program Year: 2022

DATE: 09-12-23  
 TIME: 15:39  
 PAGE: 2

DELAWARE

CDBG Sum of Actual Accomplishments by Activity Group and Accomplishment Type

Activity Group	Matrix Code	Accomplishment Type	Open Count	Completed Count	Program Year Totals
Housing	Rehab; Single-Unit Residential (14A)	Housing Units	90	302	392
	Rehabilitation Administration (14H)	Housing Units	1	0	1
	Total Housing		91	302	393
Public Services	Other Public Services Not Listed in 05A-05Y, 03T (05Z)	Persons	0	230	230
	Total Public Services		0	230	230
Grand Total			91	532	623



DELAWARE

CDBG Beneficiaries by Racial / Ethnic Category

Housing-Non Housing	Race	Total Persons	Total Hispanic Persons	Total Households	Total Hispanic Households
Housing	White	0	0	140	4
	Black/African American	0	0	202	0
	Asian	0	0	2	1
	American Indian/Alaskan Native	0	0	1	0
	American Indian/Alaskan Native & White	0	0	2	0
	Asian & White	0	0	2	0
	Black/African American & White	0	0	6	0
	Amer. Indian/Alaskan Native & Black/African Amer.	0	0	2	0
	Other multi-racial	0	0	8	6
	Total Housing	0	0	365	11
Non Housing	White	103	1	0	0
	Black/African American	125	1	0	0
	Asian	1	0	0	0
	Native Hawaiian/Other Pacific Islander	1	0	0	0
	American Indian/Alaskan Native & White	0	0	0	0
	Amer. Indian/Alaskan Native & Black/African Amer.	0	0	0	0
	Total Non Housing	230	2	0	0
Grand Total	White	103	1	140	4
	Black/African American	125	1	202	0
	Asian	1	0	2	1
	American Indian/Alaskan Native	0	0	1	0
	Native Hawaiian/Other Pacific Islander	1	0	0	0
	American Indian/Alaskan Native & White	0	0	2	0
	Asian & White	0	0	2	0
	Black/African American & White	0	0	6	0
	Amer. Indian/Alaskan Native & Black/African Amer.	0	0	2	0
	Other multi-racial	0	0	8	6
Total Grand Total	230	2	365	11	



U.S. Department of Housing and Urban Development  
Office of Community Planning and Development  
Integrated Disbursement and Information System  
CDBG Summary of Accomplishments  
Program Year: 2022

DATE: 09-12-23  
TIME: 15:39  
PAGE: 4

DELAWARE

CDBG Beneficiaries by Income Category [\(Click here to view activities\)](#)

	Income Levels	Owner Occupied	Renter Occupied	Persons
Housing	Extremely Low (<=30%)	73	0	0
	Low (>30% and <=50%)	47	0	0
	Mod (>50% and <=80%)	46	0	0
	Total Low-Mod	166	0	0
	Non Low-Mod (>80%)	0	0	0
	Total Beneficiaries	166	0	0



U.S. Department of Housing and Urban Development  
Office of Community Planning and Development  
Integrated Disbursement and Information System  
HOME Summary of Accomplishments

DATE: 09-12-23  
TIME: 15:42  
PAGE: 1

Program Year: 2022  
Start Date 01-Jul-2022 - End Date 30-Jun-2023  
DELAWARE  
Home Disbursements and Unit Completions

<b>Activity Type</b>	<b>Disbursed Amount</b>	<b>Units Completed</b>	<b>Units Occupied</b>
Rentals	\$1,700,000.00	11	11
Existing Homeowners	\$711,048.00	29	29
Total, Rentals and TBRA	\$1,700,000.00	11	11
Total, Homebuyers and Homeowners	\$711,048.00	29	29
<b>Grand Total</b>	<b>\$2,411,048.00</b>	<b>40</b>	<b>40</b>



Program Year: 2022

Start Date 01-Jul-2022 - End Date 30-Jun-2023

DELAWARE

Home Unit Completions by Percent of Area Median Income

Activity Type						Units Completed	
	0% - 30%	31% - 50%	51% - 60%	61% - 80%	Total 0% - 60%	Total 0% - 80%	
Rentals	2	6	3	0	11	11	
Existing Homeowners	12	11	3	3	26	29	
Total, Rentals and TBRA	2	6	3	0	11	11	
Total, Homebuyers and Homeowners	12	11	3	3	26	29	
Grand Total	14	17	6	3	37	40	

Home Unit Reported As Vacant

Activity Type	Reported as Vacant
Rentals	0
Existing Homeowners	0
Total, Rentals and TBRA	0
Total, Homebuyers and Homeowners	0
Grand Total	0





Program Year: 2022

Start Date 01-Jul-2022 - End Date 30-Jun-2023

DELAWARE

Home Unit Completions by Racial / Ethnic Category

	Rentals		Existing Homeowners			
	Units Completed	Units Completed - Hispanics	Units Completed	Units Completed - Hispanics		
White	4	1	14	1		
Black/African American	7	0	15	0		
<b>Total</b>	<b>11</b>	<b>1</b>	<b>29</b>	<b>1</b>		

	Total, Rentals and TBRA		Total, Homebuyers and Homeowners		Grand Total	
	Units Completed	Units Completed - Hispanics	Units Completed	Units Completed - Hispanics	Units Completed	Units Completed - Hispanics
White	4	1	14	1	18	2
Black/African American	7	0	15	0	22	0
<b>Total</b>	<b>11</b>	<b>1</b>	<b>29</b>	<b>1</b>	<b>40</b>	<b>2</b>



U.S. Department of Housing and Urban Development  
 Office of Community Planning and Development  
 Integrated Disbursement and Information System  
 Status of HOME Grants  
 DELAWARE

DATE: 09-12-23  
 TIME: 15:55  
 PAGE: 1

IDIS - PR27

Commitments from Authorized Funds

Fiscal Year	Total Authorization	Admin/CHDO OP Authorization	CR/CL/CC – Amount Committed to CHDOS	% CHDO Cmtd	SU Funds-Subgrants to Other Entities	EN Funds-PJ Committed to Activities	Total Authorized Commitments	% of Auth Cmtd
1992	\$3,000,000.00	\$300,000.00	\$2,410,160.00	80.3%	\$0.00	\$289,840.00	\$3,000,000.00	100.0%
1993	\$3,000,000.00	\$450,000.00	\$450,000.00	15.0%	\$0.00	\$2,100,000.00	\$3,000,000.00	100.0%
1994	\$3,000,000.00	\$450,000.00	\$450,000.00	15.0%	\$0.00	\$2,100,000.00	\$3,000,000.00	100.0%
1995	\$3,000,000.00	\$450,000.00	\$450,000.00	15.0%	\$0.00	\$2,100,000.00	\$3,000,000.00	100.0%
1996	\$3,000,000.00	\$450,000.00	\$450,000.00	15.0%	\$260,000.00	\$1,840,000.00	\$3,000,000.00	100.0%
1997	\$3,000,000.00	\$372,337.00	\$450,000.00	15.0%	\$0.00	\$2,177,663.00	\$3,000,000.00	100.0%
1998	\$3,000,000.00	\$300,000.00	\$1,082,120.00	36.0%	\$247,000.00	\$1,370,880.00	\$3,000,000.00	100.0%
1999	\$3,000,000.00	\$300,000.00	\$450,000.00	15.0%	\$593,000.00	\$1,657,000.00	\$3,000,000.00	100.0%
2000	\$3,000,000.00	\$437,500.00	\$450,000.00	15.0%	\$678,948.00	\$1,433,552.00	\$3,000,000.00	100.0%
2001	\$3,000,000.00	\$300,000.00	\$880,000.00	29.3%	\$0.00	\$1,820,000.00	\$3,000,000.00	100.0%
2002	\$3,008,000.00	\$300,800.00	\$1,141,142.86	37.9%	\$1,200,000.00	\$366,057.14	\$3,008,000.00	100.0%
2003	\$3,000,000.00	\$300,000.00	\$1,918,526.14	63.9%	\$100,000.00	\$681,473.86	\$3,000,000.00	100.0%
2004	\$3,210,166.00	\$310,564.40	\$823,695.00	25.6%	\$0.00	\$2,075,906.60	\$3,210,166.00	100.0%
2005	\$3,059,601.00	\$437,500.00	\$1,366,813.15	44.6%	\$198,754.00	\$1,056,533.85	\$3,059,601.00	100.0%
2006	\$3,031,129.00	\$450,138.90	\$1,003,836.85	33.1%	\$0.00	\$1,577,153.25	\$3,031,129.00	100.0%
2007	\$3,029,740.00	\$400,000.00	\$453,816.00	14.9%	\$200,000.00	\$1,975,924.00	\$3,029,740.00	100.0%
2008	\$3,012,016.00	\$425,000.00	\$450,000.00	14.9%	\$200,000.00	\$1,937,016.00	\$3,012,016.00	100.0%
2009	\$3,003,199.00	\$450,319.90	\$512,470.93	17.0%	\$200,000.00	\$1,840,408.17	\$3,003,199.00	100.0%
2010	\$3,000,000.00	\$300,000.00	\$790,265.37	26.3%	\$600,000.00	\$1,309,734.63	\$3,000,000.00	100.0%
2011	\$3,001,118.00	\$450,111.80	\$570,336.22	19.0%	\$400,000.00	\$1,580,669.98	\$3,001,118.00	100.0%
2012	\$3,000,000.00	\$300,000.00	\$555,501.00	18.5%	\$1,600,000.00	\$544,499.00	\$3,000,000.00	100.0%
2013	\$3,000,000.00	\$450,000.00	\$1,480,184.93	49.3%	\$900,000.00	\$169,815.07	\$3,000,000.00	100.0%
2014	\$3,017,887.00	\$326,788.70	\$1,618,566.00	53.6%	\$0.00	\$1,072,532.30	\$3,017,887.00	100.0%
2015	\$3,002,167.00	\$400,216.70	\$450,325.05	15.0%	\$900,000.00	\$1,251,625.25	\$3,002,167.00	100.0%
2016	\$3,023,400.00	\$402,340.00	\$542,342.95	17.9%	\$1,400,000.00	\$678,717.05	\$3,023,400.00	100.0%
2017	\$3,016,971.00	\$451,697.10	\$1,114,414.10	36.9%	\$1,000,000.00	\$450,859.80	\$3,016,971.00	100.0%
2018	\$3,008,138.00	\$450,813.80	\$451,220.70	15.0%	\$1,106,994.98	\$999,108.52	\$3,008,138.00	100.0%
2019	\$3,005,732.00	\$450,573.20	\$450,859.80	15.0%	\$963,005.02	\$1,000,000.00	\$2,864,438.02	95.2%
2020	\$3,000,000.00	\$450,000.00	\$0.00	0.0%	\$0.00	\$0.00	\$450,000.00	15.0%
2021	\$3,000,000.00	\$300,000.00	\$0.00	0.0%	\$0.00	\$0.00	\$300,000.00	10.0%
2022	\$3,000,039.00	\$300,003.90	\$0.00	0.0%	\$0.00	\$0.00	\$300,003.90	10.0%
<b>Total</b>	<b>\$93,429,303.00</b>	<b>\$11,916,705.40</b>	<b>\$23,216,597.05</b>	<b>24.8%</b>	<b>\$12,747,702.00</b>	<b>\$37,456,969.47</b>	<b>\$85,337,973.92</b>	<b>91.3%</b>



U.S. Department of Housing and Urban Development  
 Office of Community Planning and Development  
 Integrated Disbursement and Information System  
 Status of HOME Grants  
 DELAWARE

DATE: 09-12-23  
 TIME: 15:55  
 PAGE: 2

IDIS - PR27

Program Income (PI)

Program Year	Total Receipts	Amount Suballocated to PA	Amount Committed to Activities	% Committed	Net Disbursed	Disbursed Pending Approval	Total Disbursed	% Disbursed
1992	\$0.00	N/A	\$0.00	0.0%	\$0.00	\$0.00	\$0.00	0.0%
1993	\$0.00	N/A	\$0.00	0.0%	\$0.00	\$0.00	\$0.00	0.0%
1994	\$0.00	N/A	\$0.00	0.0%	\$0.00	\$0.00	\$0.00	0.0%
1995	\$0.00	N/A	\$0.00	0.0%	\$0.00	\$0.00	\$0.00	0.0%
1996	\$19,812.98	N/A	\$19,812.98	100.0%	\$19,812.98	\$0.00	\$19,812.98	100.0%
1997	\$1,713,556.62	N/A	\$1,713,556.62	100.0%	\$1,713,556.62	\$0.00	\$1,713,556.62	100.0%
1998	\$348,140.22	N/A	\$348,140.22	100.0%	\$348,140.22	\$0.00	\$348,140.22	100.0%
1999	\$316,575.02	N/A	\$316,575.02	100.0%	\$316,575.02	\$0.00	\$316,575.02	100.0%
2000	\$88,243.60	N/A	\$88,243.60	100.0%	\$88,243.60	\$0.00	\$88,243.60	100.0%
2001	\$26,284.21	N/A	\$26,284.21	100.0%	\$26,284.21	\$0.00	\$26,284.21	100.0%
2002	\$0.00	N/A	\$0.00	0.0%	\$0.00	\$0.00	\$0.00	0.0%
2003	\$0.00	N/A	\$0.00	0.0%	\$0.00	\$0.00	\$0.00	0.0%
2004	\$148,979.36	N/A	\$148,979.36	100.0%	\$148,979.36	\$0.00	\$148,979.36	100.0%
2005	\$252,091.48	N/A	\$252,091.48	100.0%	\$252,091.48	\$0.00	\$252,091.48	100.0%
2006	\$612,115.56	N/A	\$612,115.56	100.0%	\$612,115.56	\$0.00	\$612,115.56	100.0%
2007	\$511,383.00	N/A	\$511,383.00	100.0%	\$511,383.00	\$0.00	\$511,383.00	100.0%
2008	\$590,249.90	N/A	\$590,249.90	100.0%	\$590,249.90	\$0.00	\$590,249.90	100.0%
2009	\$434,583.43	N/A	\$434,583.43	100.0%	\$434,583.43	\$0.00	\$434,583.43	100.0%
2010	\$0.00	N/A	\$0.00	0.0%	\$0.00	\$0.00	\$0.00	0.0%
2011	\$1,729,901.71	N/A	\$1,729,901.71	100.0%	\$1,729,901.71	\$0.00	\$1,729,901.71	100.0%
2012	\$1,380,248.51	\$138,024.85	\$1,242,223.66	100.0%	\$1,242,223.66	\$0.00	\$1,242,223.66	100.0%
2013	\$0.00	\$0.00	\$0.00	0.0%	\$0.00	\$0.00	\$0.00	0.0%
2014	\$71,510.38	\$7,151.04	\$64,359.34	99.9%	\$64,359.34	\$0.00	\$64,359.34	99.9%
2015	\$991,668.04	\$99,166.80	\$892,501.24	100.0%	\$892,501.24	\$0.00	\$892,501.24	100.0%
2016	\$742,763.98	\$74,276.40	\$668,487.58	100.0%	\$668,487.58	\$0.00	\$668,487.58	100.0%
2017	\$1,470,713.48	\$147,071.35	\$1,323,642.13	100.0%	\$1,323,642.13	\$0.00	\$1,323,642.13	100.0%
2018	\$498,857.71	\$49,885.77	\$448,971.94	100.0%	\$448,971.94	\$0.00	\$448,971.94	100.0%
2019	\$1,799,980.36	\$179,998.04	\$1,619,982.32	100.0%	\$1,619,982.32	\$0.00	\$1,619,982.32	100.0%
2020	\$494,991.04	\$49,499.10	\$0.00	0.0%	\$0.00	\$0.00	\$0.00	0.0%
2021	\$3,463,062.13	\$346,306.21	\$14,015.10	0.4%	\$14,015.10	\$0.00	\$14,015.10	0.4%
2022	\$836,919.95	\$83,692.00	\$0.00	0.0%	\$0.00	\$0.00	\$0.00	0.0%
2023	\$46,620.51	\$4,662.05	\$0.00	0.0%	\$0.00	\$0.00	\$0.00	0.0%
<b>Total</b>	<b>\$18,589,253.18</b>	<b>\$1,179,733.61</b>	<b>\$13,066,100.40</b>	<b>75.0%</b>	<b>\$13,066,100.40</b>	<b>\$0.00</b>	<b>\$13,066,100.40</b>	<b>75.0%</b>



U.S. Department of Housing and Urban Development  
 Office of Community Planning and Development  
 Integrated Disbursement and Information System  
 Status of HOME Grants  
 DELAWARE

DATE: 09-12-23  
 TIME: 15:55  
 PAGE: 3

IDIS - PR27

Program Income for Administration (PA)

Program Year	Authorized Amount	Amount Committed to Activities	% Committed	Net Disbursed	Disbursed Pending Approval	Total Disbursed	% Disbursed
2012	\$138,024.85	\$138,024.85	100.0%	\$138,024.85	\$0.00	\$138,024.85	100.0%
2013	\$0.00	\$0.00	0.0%	\$0.00	\$0.00	\$0.00	0.0%
2014	\$7,151.04	\$7,151.04	100.0%	\$7,151.04	\$0.00	\$7,151.04	100.0%
2015	\$99,166.80	\$99,166.80	100.0%	\$99,166.80	\$0.00	\$99,166.80	100.0%
2016	\$74,276.40	\$74,276.40	100.0%	\$74,276.40	\$0.00	\$74,276.40	100.0%
2017	\$147,071.35	\$147,071.35	100.0%	\$147,071.35	\$0.00	\$147,071.35	100.0%
2018	\$49,885.77	\$49,885.77	100.0%	\$49,885.77	\$0.00	\$49,885.77	100.0%
2019	\$179,998.04	\$179,998.04	100.0%	\$179,998.04	\$0.00	\$179,998.04	100.0%
2020	\$49,499.10	\$49,499.10	100.0%	\$49,499.10	\$0.00	\$49,499.10	100.0%
2021	\$346,306.21	\$344,904.70	99.5%	\$344,904.70	\$0.00	\$344,904.70	99.5%
2022	\$83,692.00	\$83,692.00	100.0%	\$83,692.00	\$0.00	\$83,692.00	100.0%
2023	\$4,662.05	\$4,662.05	100.0%	\$2,600.21	\$0.00	\$2,600.21	55.7%
<b>Total</b>	<b>\$1,179,733.61</b>	<b>\$1,178,332.10</b>	<b>99.8%</b>	<b>\$1,176,270.26</b>	<b>\$0.00</b>	<b>\$1,176,270.26</b>	<b>99.7%</b>



U.S. Department of Housing and Urban Development  
 Office of Community Planning and Development  
 Integrated Disbursement and Information System  
 Status of HOME Grants  
 DELAWARE

DATE: 09-12-23  
 TIME: 15:55  
 PAGE: 4

IDIS - PR27

Recaptured Homebuyer Funds (HP)

Program Year	Total Receipts	Amount Committed to Activities	% Committed	Net Disbursed	Disbursed Pending Approval	Total Disbursed	% Disbursed
2015	\$0.00	\$0.00	0.0%	\$0.00	\$0.00	\$0.00	0.0%
2016	\$3,462.00	\$3,462.00	100.0%	\$3,462.00	\$0.00	\$3,462.00	100.0%
2017	\$0.00	\$0.00	0.0%	\$0.00	\$0.00	\$0.00	0.0%
2018	\$0.00	\$0.00	0.0%	\$0.00	\$0.00	\$0.00	0.0%
2019	\$0.00	\$0.00	0.0%	\$0.00	\$0.00	\$0.00	0.0%
2020	\$0.00	\$0.00	0.0%	\$0.00	\$0.00	\$0.00	0.0%
2021	\$0.00	\$0.00	0.0%	\$0.00	\$0.00	\$0.00	0.0%
2022	\$0.00	\$0.00	0.0%	\$0.00	\$0.00	\$0.00	0.0%
2023	\$0.00	\$0.00	0.0%	\$0.00	\$0.00	\$0.00	0.0%
<b>Total</b>	<b>\$3,462.00</b>	<b>\$3,462.00</b>	<b>100.0%</b>	<b>\$3,462.00</b>	<b>\$0.00</b>	<b>\$3,462.00</b>	<b>100.0%</b>



U.S. Department of Housing and Urban Development  
 Office of Community Planning and Development  
 Integrated Disbursement and Information System  
 Status of HOME Grants  
 DELAWARE

DATE: 09-12-23  
 TIME: 15:55  
 PAGE: 5

IDIS - PR27

Repayments to Local Account (IU)

Program Year	Total Receipts	Amount Committed to Activities	% Committed	Net Disbursed	Disbursed Pending Approval	Total Disbursed	% Disbursed
2015	\$0.00	\$0.00	0.0%	\$0.00	\$0.00	\$0.00	0.0%
2016	\$8,450.00	\$8,450.00	100.0%	\$8,450.00	\$0.00	\$8,450.00	100.0%
2017	\$0.00	\$0.00	0.0%	\$0.00	\$0.00	\$0.00	0.0%
2018	\$0.00	\$0.00	0.0%	\$0.00	\$0.00	\$0.00	0.0%
2019	\$0.00	\$0.00	0.0%	\$0.00	\$0.00	\$0.00	0.0%
2020	\$0.00	\$0.00	0.0%	\$0.00	\$0.00	\$0.00	0.0%
2021	\$0.00	\$0.00	0.0%	\$0.00	\$0.00	\$0.00	0.0%
2022	\$0.00	\$0.00	0.0%	\$0.00	\$0.00	\$0.00	0.0%
2023	\$0.00	\$0.00	0.0%	\$0.00	\$0.00	\$0.00	0.0%
<b>Total</b>	<b>\$8,450.00</b>	<b>\$8,450.00</b>	<b>100.0%</b>	<b>\$8,450.00</b>	<b>\$0.00</b>	<b>\$8,450.00</b>	<b>100.0%</b>



U.S. Department of Housing and Urban Development  
 Office of Community Planning and Development  
 Integrated Disbursement and Information System  
 Status of HOME Grants  
 DELAWARE

DATE: 09-12-23  
 TIME: 15:55  
 PAGE: 6

IDIS - PR27

Disbursements from Treasury Account

Fiscal Year	Total Authorization	Disbursed	Returned	Net Disbursed	Disbursed Pending Approval	Total Disbursed	% Disb	Available to Disburse
1992	\$3,000,000.00	\$3,000,000.00	\$0.00	\$3,000,000.00	\$0.00	\$3,000,000.00	100.0%	\$0.00
1993	\$3,000,000.00	\$3,000,000.00	\$0.00	\$3,000,000.00	\$0.00	\$3,000,000.00	100.0%	\$0.00
1994	\$3,000,000.00	\$3,000,000.00	\$0.00	\$3,000,000.00	\$0.00	\$3,000,000.00	100.0%	\$0.00
1995	\$3,000,000.00	\$3,000,000.00	\$0.00	\$3,000,000.00	\$0.00	\$3,000,000.00	100.0%	\$0.00
1996	\$3,000,000.00	\$3,000,000.00	\$0.00	\$3,000,000.00	\$0.00	\$3,000,000.00	100.0%	\$0.00
1997	\$3,000,000.00	\$3,000,000.00	\$0.00	\$3,000,000.00	\$0.00	\$3,000,000.00	100.0%	\$0.00
1998	\$3,000,000.00	\$3,000,000.00	\$0.00	\$3,000,000.00	\$0.00	\$3,000,000.00	100.0%	\$0.00
1999	\$3,000,000.00	\$3,000,000.00	\$0.00	\$3,000,000.00	\$0.00	\$3,000,000.00	100.0%	\$0.00
2000	\$3,000,000.00	\$3,000,000.00	\$0.00	\$3,000,000.00	\$0.00	\$3,000,000.00	100.0%	\$0.00
2001	\$3,000,000.00	\$3,000,000.00	\$0.00	\$3,000,000.00	\$0.00	\$3,000,000.00	100.0%	\$0.00
2002	\$3,008,000.00	\$3,008,000.00	\$0.00	\$3,008,000.00	\$0.00	\$3,008,000.00	100.0%	\$0.00
2003	\$3,000,000.00	\$3,000,000.00	\$0.00	\$3,000,000.00	\$0.00	\$3,000,000.00	100.0%	\$0.00
2004	\$3,210,166.00	\$3,210,166.00	\$0.00	\$3,210,166.00	\$0.00	\$3,210,166.00	100.0%	\$0.00
2005	\$3,059,601.00	\$3,059,601.00	\$0.00	\$3,059,601.00	\$0.00	\$3,059,601.00	100.0%	\$0.00
2006	\$3,031,129.00	\$3,031,129.00	\$0.00	\$3,031,129.00	\$0.00	\$3,031,129.00	100.0%	\$0.00
2007	\$3,029,740.00	\$3,029,740.00	\$0.00	\$3,029,740.00	\$0.00	\$3,029,740.00	100.0%	\$0.00
2008	\$3,012,016.00	\$3,012,016.00	\$0.00	\$3,012,016.00	\$0.00	\$3,012,016.00	100.0%	\$0.00
2009	\$3,003,199.00	\$3,003,199.00	\$0.00	\$3,003,199.00	\$0.00	\$3,003,199.00	100.0%	\$0.00
2010	\$3,000,000.00	\$3,000,000.00	\$0.00	\$3,000,000.00	\$0.00	\$3,000,000.00	100.0%	\$0.00
2011	\$3,001,118.00	\$3,001,118.00	\$0.00	\$3,001,118.00	\$0.00	\$3,001,118.00	100.0%	\$0.00
2012	\$3,000,000.00	\$3,000,000.00	\$0.00	\$3,000,000.00	\$0.00	\$3,000,000.00	100.0%	\$0.00
2013	\$3,000,000.00	\$3,000,000.00	\$0.00	\$3,000,000.00	\$0.00	\$3,000,000.00	100.0%	\$0.00
2014	\$3,017,887.00	\$3,017,887.00	\$0.00	\$3,017,887.00	\$0.00	\$3,017,887.00	100.0%	\$0.00
2015	\$3,002,167.00	\$3,002,167.00	\$0.00	\$3,002,167.00	\$0.00	\$3,002,167.00	100.0%	\$0.00
2016	\$3,023,400.00	\$3,023,400.00	\$0.00	\$3,023,400.00	\$0.00	\$3,023,400.00	100.0%	\$0.00
2017	\$3,016,971.00	\$2,596,907.84	\$0.00	\$2,596,907.84	\$33,543.56	\$2,630,451.40	87.1%	\$386,519.60
2018	\$3,008,138.00	\$2,562,113.64	\$0.00	\$2,562,113.64	\$0.00	\$2,562,113.64	85.1%	\$446,024.36
2019	\$3,005,732.00	\$1,108,601.02	\$0.00	\$1,108,601.02	\$0.00	\$1,108,601.02	36.8%	\$1,897,130.98
2020	\$3,000,000.00	\$350,000.00	\$0.00	\$350,000.00	\$4,166.67	\$354,166.67	11.8%	\$2,645,833.33
2021	\$3,000,000.00	\$300,000.00	\$0.00	\$300,000.00	\$0.00	\$300,000.00	10.0%	\$2,700,000.00
2022	\$3,000,039.00	\$89,952.53	\$0.00	\$89,952.53	\$0.00	\$89,952.53	2.9%	\$2,910,086.47
<b>Total</b>	<b>\$93,429,303.00</b>	<b>\$82,405,998.03</b>	<b>\$0.00</b>	<b>\$82,405,998.03</b>	<b>\$37,710.23</b>	<b>\$82,443,708.26</b>	<b>88.2%</b>	<b>\$10,985,594.74</b>



U.S. Department of Housing and Urban Development  
 Office of Community Planning and Development  
 Integrated Disbursement and Information System  
 Status of HOME Grants  
 DELAWARE

DATE: 09-12-23  
 TIME: 15:55  
 PAGE: 7

IDIS - PR27

Home Activities Commitments/Disbursements from Treasury Account

Fiscal Year	Authorized for Activities	Amount Committed to Activities	% Cmtd	Disbursed	Returned	Net Disbursed	% Net Disb	Disbursed Pending Approval	Total Disbursed	% Disb
1992	\$2,700,000.00	\$2,700,000.00	100.0%	\$2,700,000.00	\$0.00	\$2,700,000.00	100.0%	\$0.00	\$2,700,000.00	100.0%
1993	\$2,550,000.00	\$2,550,000.00	100.0%	\$2,550,000.00	\$0.00	\$2,550,000.00	100.0%	\$0.00	\$2,550,000.00	100.0%
1994	\$2,550,000.00	\$2,550,000.00	100.0%	\$2,550,000.00	\$0.00	\$2,550,000.00	100.0%	\$0.00	\$2,550,000.00	100.0%
1995	\$2,550,000.00	\$2,550,000.00	100.0%	\$2,550,000.00	\$0.00	\$2,550,000.00	100.0%	\$0.00	\$2,550,000.00	100.0%
1996	\$2,550,000.00	\$2,550,000.00	100.0%	\$2,550,000.00	\$0.00	\$2,550,000.00	100.0%	\$0.00	\$2,550,000.00	100.0%
1997	\$2,627,663.00	\$2,627,663.00	100.0%	\$2,627,663.00	\$0.00	\$2,627,663.00	100.0%	\$0.00	\$2,627,663.00	100.0%
1998	\$2,700,000.00	\$2,700,000.00	100.0%	\$2,700,000.00	\$0.00	\$2,700,000.00	100.0%	\$0.00	\$2,700,000.00	100.0%
1999	\$2,700,000.00	\$2,700,000.00	100.0%	\$2,700,000.00	\$0.00	\$2,700,000.00	100.0%	\$0.00	\$2,700,000.00	100.0%
2000	\$2,562,500.00	\$2,562,500.00	100.0%	\$2,562,500.00	\$0.00	\$2,562,500.00	100.0%	\$0.00	\$2,562,500.00	100.0%
2001	\$2,700,000.00	\$2,700,000.00	100.0%	\$2,700,000.00	\$0.00	\$2,700,000.00	100.0%	\$0.00	\$2,700,000.00	100.0%
2002	\$2,707,200.00	\$2,707,200.00	100.0%	\$2,707,200.00	\$0.00	\$2,707,200.00	100.0%	\$0.00	\$2,707,200.00	100.0%
2003	\$2,700,000.00	\$2,700,000.00	100.0%	\$2,700,000.00	\$0.00	\$2,700,000.00	100.0%	\$0.00	\$2,700,000.00	100.0%
2004	\$2,899,601.60	\$2,899,601.60	100.0%	\$2,899,601.60	\$0.00	\$2,899,601.60	100.0%	\$0.00	\$2,899,601.60	100.0%
2005	\$2,622,101.00	\$2,622,101.00	100.0%	\$2,622,101.00	\$0.00	\$2,622,101.00	100.0%	\$0.00	\$2,622,101.00	100.0%
2006	\$2,580,990.10	\$2,580,990.10	100.0%	\$2,580,990.10	\$0.00	\$2,580,990.10	100.0%	\$0.00	\$2,580,990.10	100.0%
2007	\$2,629,740.00	\$2,629,740.00	100.0%	\$2,629,740.00	\$0.00	\$2,629,740.00	100.0%	\$0.00	\$2,629,740.00	100.0%
2008	\$2,587,016.00	\$2,587,016.00	100.0%	\$2,587,016.00	\$0.00	\$2,587,016.00	100.0%	\$0.00	\$2,587,016.00	100.0%
2009	\$2,552,879.10	\$2,552,879.10	100.0%	\$2,552,879.10	\$0.00	\$2,552,879.10	100.0%	\$0.00	\$2,552,879.10	100.0%
2010	\$2,700,000.00	\$2,700,000.00	100.0%	\$2,700,000.00	\$0.00	\$2,700,000.00	100.0%	\$0.00	\$2,700,000.00	100.0%
2011	\$2,551,006.20	\$2,551,006.20	100.0%	\$2,551,006.20	\$0.00	\$2,551,006.20	100.0%	\$0.00	\$2,551,006.20	100.0%
2012	\$2,700,000.00	\$2,700,000.00	100.0%	\$2,700,000.00	\$0.00	\$2,700,000.00	100.0%	\$0.00	\$2,700,000.00	100.0%
2013	\$2,550,000.00	\$2,550,000.00	100.0%	\$2,550,000.00	\$0.00	\$2,550,000.00	100.0%	\$0.00	\$2,550,000.00	100.0%
2014	\$2,691,098.30	\$2,691,098.30	100.0%	\$2,691,098.30	\$0.00	\$2,691,098.30	100.0%	\$0.00	\$2,691,098.30	100.0%
2015	\$2,601,950.30	\$2,601,950.30	100.0%	\$2,601,950.30	\$0.00	\$2,601,950.30	100.0%	\$0.00	\$2,601,950.30	100.0%
2016	\$2,621,060.00	\$2,621,060.00	100.0%	\$2,621,060.00	\$0.00	\$2,621,060.00	100.0%	\$0.00	\$2,621,060.00	100.0%
2017	\$2,565,273.90	\$2,559,906.90	99.8%	\$2,145,210.74	\$0.00	\$2,145,210.74	83.6%	\$33,543.56	\$2,178,754.30	84.9%
2018	\$2,557,324.20	\$2,557,324.20	100.0%	\$2,111,299.84	\$0.00	\$2,111,299.84	82.6%	\$0.00	\$2,111,299.84	82.6%
2019	\$2,555,158.80	\$1,658,027.82	64.9%	\$658,027.82	\$0.00	\$658,027.82	25.8%	\$0.00	\$658,027.82	25.8%
2020	\$2,550,000.00	\$0.00	0.0%	\$0.00	\$0.00	\$0.00	0.0%	\$0.00	\$0.00	0.0%
2021	\$2,700,000.00	\$0.00	0.0%	\$0.00	\$0.00	\$0.00	0.0%	\$0.00	\$0.00	0.0%
2022	\$2,700,035.10	\$0.00	0.0%	\$0.00	\$0.00	\$0.00	0.0%	\$0.00	\$0.00	0.0%
<b>Total</b>	<b>\$81,512,597.60</b>	<b>\$72,660,064.52</b>	<b>89.1%</b>	<b>\$70,799,344.00</b>	<b>\$0.00</b>	<b>\$70,799,344.00</b>	<b>86.9%</b>	<b>\$33,543.56</b>	<b>\$70,832,887.56</b>	<b>86.9%</b>





U.S. Department of Housing and Urban Development  
 Office of Community Planning and Development  
 Integrated Disbursement and Information System  
 Status of HOME Grants  
 DELAWARE

DATE: 09-12-23  
 TIME: 15:55  
 PAGE: 8

IDIS - PR27

Administrative Funds (AD)

Fiscal Year	Authorized Amount	Amount Committed	% Auth Cmtd	Balance to Commit	Total Disbursed	% Auth Disb	Available to Disburse
1992	\$300,000.00	\$300,000.00	100.0%	\$0.00	\$300,000.00	100.0%	\$0.00
1993	\$300,000.00	\$300,000.00	100.0%	\$0.00	\$300,000.00	100.0%	\$0.00
1994	\$300,000.00	\$300,000.00	100.0%	\$0.00	\$300,000.00	100.0%	\$0.00
1995	\$300,000.00	\$300,000.00	100.0%	\$0.00	\$300,000.00	100.0%	\$0.00
1996	\$300,000.00	\$300,000.00	100.0%	\$0.00	\$300,000.00	100.0%	\$0.00
1997	\$300,000.00	\$300,000.00	100.0%	\$0.00	\$300,000.00	100.0%	\$0.00
1998	\$300,000.00	\$300,000.00	100.0%	\$0.00	\$300,000.00	100.0%	\$0.00
1999	\$300,000.00	\$300,000.00	100.0%	\$0.00	\$300,000.00	100.0%	\$0.00
2000	\$300,000.00	\$300,000.00	100.0%	\$0.00	\$300,000.00	100.0%	\$0.00
2001	\$300,000.00	\$300,000.00	100.0%	\$0.00	\$300,000.00	100.0%	\$0.00
2002	\$300,800.00	\$300,800.00	100.0%	\$0.00	\$300,800.00	100.0%	\$0.00
2003	\$300,000.00	\$300,000.00	100.0%	\$0.00	\$300,000.00	100.0%	\$0.00
2004	\$310,564.40	\$310,564.40	100.0%	\$0.00	\$310,564.40	100.0%	\$0.00
2005	\$300,000.00	\$300,000.00	100.0%	\$0.00	\$300,000.00	100.0%	\$0.00
2006	\$300,138.90	\$300,138.90	100.0%	\$0.00	\$300,138.90	100.0%	\$0.00
2007	\$300,000.00	\$300,000.00	100.0%	\$0.00	\$300,000.00	100.0%	\$0.00
2008	\$300,000.00	\$300,000.00	100.0%	\$0.00	\$300,000.00	100.0%	\$0.00
2009	\$300,319.90	\$300,319.90	100.0%	\$0.00	\$300,319.90	100.0%	\$0.00
2010	\$300,000.00	\$300,000.00	100.0%	\$0.00	\$300,000.00	100.0%	\$0.00
2011	\$300,111.80	\$300,111.80	100.0%	\$0.00	\$300,111.80	100.0%	\$0.00
2012	\$300,000.00	\$300,000.00	100.0%	\$0.00	\$300,000.00	100.0%	\$0.00
2013	\$300,000.00	\$300,000.00	100.0%	\$0.00	\$300,000.00	100.0%	\$0.00
2014	\$301,788.70	\$301,788.70	100.0%	\$0.00	\$301,788.70	100.0%	\$0.00
2015	\$300,216.70	\$300,216.70	100.0%	\$0.00	\$300,216.70	100.0%	\$0.00
2016	\$302,340.00	\$302,340.00	100.0%	\$0.00	\$302,340.00	100.0%	\$0.00
2017	\$301,697.10	\$301,697.10	100.0%	\$0.00	\$301,697.10	100.0%	\$0.00
2018	\$300,813.80	\$300,813.80	100.0%	\$0.00	\$300,813.80	100.0%	\$0.00
2019	\$300,573.20	\$300,573.20	100.0%	\$0.00	\$300,573.20	100.0%	\$0.00
2020	\$300,000.00	\$300,000.00	100.0%	\$0.00	\$300,000.00	100.0%	\$0.00
2021	\$300,000.00	\$300,000.00	100.0%	\$0.00	\$300,000.00	100.0%	\$0.00
2022	\$300,003.90	\$300,003.90	100.0%	\$0.00	\$89,952.53	29.9%	\$210,051.37
<b>Total</b>	<b>\$9,319,368.40</b>	<b>\$9,319,368.40</b>	<b>100.0%</b>	<b>\$0.00</b>	<b>\$9,109,317.03</b>	<b>97.7%</b>	<b>\$210,051.37</b>



U.S. Department of Housing and Urban Development  
 Office of Community Planning and Development  
 Integrated Disbursement and Information System  
 Status of HOME Grants  
 DELAWARE

DATE: 09-12-23  
 TIME: 15:55  
 PAGE: 9

IDIS - PR27

CHDO Operating Funds (CO)

Fiscal Year	Authorized Amount	Amount Committed	% Auth Cmtd	Balance to Commit	Total Disbursed	% Auth Disb	Available to Disburse
1992	\$0.00	\$0.00	0.0%	\$0.00	\$0.00	0.0%	\$0.00
1993	\$150,000.00	\$150,000.00	100.0%	\$0.00	\$150,000.00	100.0%	\$0.00
1994	\$150,000.00	\$150,000.00	100.0%	\$0.00	\$150,000.00	100.0%	\$0.00
1995	\$150,000.00	\$150,000.00	100.0%	\$0.00	\$150,000.00	100.0%	\$0.00
1996	\$150,000.00	\$150,000.00	100.0%	\$0.00	\$150,000.00	100.0%	\$0.00
1997	\$72,337.00	\$72,337.00	100.0%	\$0.00	\$72,337.00	100.0%	\$0.00
1998	\$0.00	\$0.00	0.0%	\$0.00	\$0.00	0.0%	\$0.00
1999	\$0.00	\$0.00	0.0%	\$0.00	\$0.00	0.0%	\$0.00
2000	\$137,500.00	\$137,500.00	100.0%	\$0.00	\$137,500.00	100.0%	\$0.00
2001	\$0.00	\$0.00	0.0%	\$0.00	\$0.00	0.0%	\$0.00
2002	\$0.00	\$0.00	0.0%	\$0.00	\$0.00	0.0%	\$0.00
2003	\$0.00	\$0.00	0.0%	\$0.00	\$0.00	0.0%	\$0.00
2004	\$0.00	\$0.00	0.0%	\$0.00	\$0.00	0.0%	\$0.00
2005	\$137,500.00	\$137,500.00	100.0%	\$0.00	\$137,500.00	100.0%	\$0.00
2006	\$150,000.00	\$150,000.00	100.0%	\$0.00	\$150,000.00	100.0%	\$0.00
2007	\$100,000.00	\$100,000.00	100.0%	\$0.00	\$100,000.00	100.0%	\$0.00
2008	\$125,000.00	\$125,000.00	100.0%	\$0.00	\$125,000.00	100.0%	\$0.00
2009	\$150,000.00	\$150,000.00	100.0%	\$0.00	\$150,000.00	100.0%	\$0.00
2010	\$0.00	\$0.00	0.0%	\$0.00	\$0.00	0.0%	\$0.00
2011	\$150,000.00	\$150,000.00	100.0%	\$0.00	\$150,000.00	100.0%	\$0.00
2012	\$0.00	\$0.00	0.0%	\$0.00	\$0.00	0.0%	\$0.00
2013	\$150,000.00	\$150,000.00	100.0%	\$0.00	\$150,000.00	100.0%	\$0.00
2014	\$25,000.00	\$25,000.00	100.0%	\$0.00	\$25,000.00	100.0%	\$0.00
2015	\$100,000.00	\$100,000.00	100.0%	\$0.00	\$100,000.00	100.0%	\$0.00
2016	\$100,000.00	\$100,000.00	100.0%	\$0.00	\$100,000.00	100.0%	\$0.00
2017	\$150,000.00	\$150,000.00	100.0%	\$0.00	\$150,000.00	100.0%	\$0.00
2018	\$150,000.00	\$150,000.00	100.0%	\$0.00	\$150,000.00	100.0%	\$0.00
2019	\$150,000.00	\$150,000.00	100.0%	\$0.00	\$150,000.00	100.0%	\$0.00
2020	\$150,000.00	\$150,000.00	100.0%	\$0.00	\$54,166.67	36.1%	\$95,833.33
2021	\$0.00	\$0.00	0.0%	\$0.00	\$0.00	0.0%	\$0.00
2022	\$0.00	\$0.00	0.0%	\$0.00	\$0.00	0.0%	\$0.00
<b>Total</b>	<b>\$2,597,337.00</b>	<b>\$2,597,337.00</b>	<b>100.0%</b>	<b>\$0.00</b>	<b>\$2,501,503.67</b>	<b>96.3%</b>	<b>\$95,833.33</b>



U.S. Department of Housing and Urban Development  
 Office of Community Planning and Development  
 Integrated Disbursement and Information System  
 Status of HOME Grants  
 DELAWARE

DATE: 09-12-23  
 TIME: 15:55  
 PAGE: 10

IDIS - PR27

CHDO Funds (CR)

Fiscal Year	CHDO Requirement	Authorized Amount	Amount Suballocated to CL/CC	Amount Subgranted to CHDOS	Balance to Subgrant	Funds Committed to Activities	% Subg Cmtd	Balance to Commit	Total Disbursed	% Subg Disb	Available to Disburse
1992	\$450,000.00	\$2,410,160.00	\$0.00	\$2,410,160.00	\$0.00	\$2,410,160.00	100.0%	\$0.00	\$2,410,160.00	100.0%	\$0.00
1993	\$450,000.00	\$450,000.00	\$0.00	\$450,000.00	\$0.00	\$450,000.00	100.0%	\$0.00	\$450,000.00	100.0%	\$0.00
1994	\$450,000.00	\$450,000.00	\$0.00	\$450,000.00	\$0.00	\$450,000.00	100.0%	\$0.00	\$450,000.00	100.0%	\$0.00
1995	\$450,000.00	\$450,000.00	\$0.00	\$450,000.00	\$0.00	\$450,000.00	100.0%	\$0.00	\$450,000.00	100.0%	\$0.00
1996	\$450,000.00	\$450,000.00	\$0.00	\$450,000.00	\$0.00	\$450,000.00	100.0%	\$0.00	\$450,000.00	100.0%	\$0.00
1997	\$450,000.00	\$450,000.00	\$0.00	\$450,000.00	\$0.00	\$450,000.00	100.0%	\$0.00	\$450,000.00	100.0%	\$0.00
1998	\$450,000.00	\$1,082,120.00	\$0.00	\$1,082,120.00	\$0.00	\$1,082,120.00	100.0%	\$0.00	\$1,082,120.00	100.0%	\$0.00
1999	\$450,000.00	\$450,000.00	\$0.00	\$450,000.00	\$0.00	\$450,000.00	100.0%	\$0.00	\$450,000.00	100.0%	\$0.00
2000	\$450,000.00	\$450,000.00	\$0.00	\$450,000.00	\$0.00	\$450,000.00	100.0%	\$0.00	\$450,000.00	100.0%	\$0.00
2001	\$450,000.00	\$880,000.00	\$0.00	\$880,000.00	\$0.00	\$880,000.00	100.0%	\$0.00	\$880,000.00	100.0%	\$0.00
2002	\$451,200.00	\$1,141,142.86	\$0.00	\$1,141,142.86	\$0.00	\$1,141,142.86	100.0%	\$0.00	\$1,141,142.86	100.0%	\$0.00
2003	\$450,000.00	\$1,918,526.14	\$0.00	\$1,918,526.14	\$0.00	\$1,918,526.14	100.0%	\$0.00	\$1,918,526.14	100.0%	\$0.00
2004	\$452,560.20	\$823,695.00	\$0.00	\$823,695.00	\$0.00	\$823,695.00	100.0%	\$0.00	\$823,695.00	100.0%	\$0.00
2005	\$450,000.00	\$1,366,813.15	\$0.00	\$1,366,813.15	\$0.00	\$1,366,813.15	100.0%	\$0.00	\$1,366,813.15	100.0%	\$0.00
2006	\$450,208.35	\$1,003,836.85	\$0.00	\$1,003,836.85	\$0.00	\$1,003,836.85	100.0%	\$0.00	\$1,003,836.85	100.0%	\$0.00
2007	\$450,000.00	\$453,816.00	\$0.00	\$453,816.00	\$0.00	\$453,816.00	100.0%	\$0.00	\$453,816.00	100.0%	\$0.00
2008	\$450,000.00	\$450,000.00	\$0.00	\$450,000.00	\$0.00	\$450,000.00	100.0%	\$0.00	\$450,000.00	100.0%	\$0.00
2009	\$450,479.85	\$512,470.93	\$0.00	\$512,470.93	\$0.00	\$512,470.93	100.0%	\$0.00	\$512,470.93	100.0%	\$0.00
2010	\$450,000.00	\$790,265.37	\$0.00	\$790,265.37	\$0.00	\$790,265.37	100.0%	\$0.00	\$790,265.37	100.0%	\$0.00
2011	\$450,167.70	\$570,336.22	\$0.00	\$570,336.22	\$0.00	\$570,336.22	100.0%	\$0.00	\$570,336.22	100.0%	\$0.00
2012	\$450,000.00	\$555,501.00	\$0.00	\$555,501.00	\$0.00	\$555,501.00	100.0%	\$0.00	\$555,501.00	100.0%	\$0.00
2013	\$450,000.00	\$1,480,184.93	\$0.00	\$1,480,184.93	\$0.00	\$1,480,184.93	100.0%	\$0.00	\$1,480,184.93	100.0%	\$0.00
2014	\$452,683.05	\$1,618,566.00	\$0.00	\$1,618,566.00	\$0.00	\$1,618,566.00	100.0%	\$0.00	\$1,618,566.00	100.0%	\$0.00
2015	\$450,325.05	\$450,325.05	\$0.00	\$450,325.05	\$0.00	\$450,325.05	100.0%	\$0.00	\$450,325.05	100.0%	\$0.00
2016	\$453,510.00	\$542,342.95	\$0.00	\$542,342.95	\$0.00	\$542,342.95	100.0%	\$0.00	\$542,342.95	100.0%	\$0.00
2017	\$452,545.65	\$1,114,414.10	\$0.00	\$1,114,414.10	\$0.00	\$1,114,414.10	100.0%	\$0.00	\$1,114,414.10	100.0%	\$0.00
2018	\$451,220.70	\$451,220.70	\$0.00	\$451,220.70	\$0.00	\$451,220.70	100.0%	\$0.00	\$451,220.70	100.0%	\$0.00
2019	\$450,859.80	\$450,859.80	\$0.00	\$450,859.80	\$0.00	\$450,859.80	100.0%	\$0.00	\$450,859.80	100.0%	\$0.00
2020	\$450,000.00	\$450,000.00	\$0.00	\$0.00	\$450,000.00	\$0.00	0.0%	\$450,000.00	\$0.00	0.0%	\$450,000.00
2021	\$450,000.00	\$450,000.00	\$0.00	\$0.00	\$450,000.00	\$0.00	0.0%	\$450,000.00	\$0.00	0.0%	\$450,000.00
2022	\$450,005.85	\$450,005.85	\$0.00	\$0.00	\$450,005.85	\$0.00	0.0%	\$450,005.85	\$0.00	0.0%	\$450,005.85
<b>Total</b>	<b>\$13,965,766.20</b>	<b>\$24,566,602.90</b>	<b>\$0.00</b>	<b>\$23,216,597.05</b>	<b>\$1,350,005.85</b>	<b>\$23,216,597.05</b>	<b>100.0%</b>	<b>\$1,350,005.85</b>	<b>\$23,216,597.05</b>	<b>100.0%</b>	<b>\$1,350,005.85</b>



U.S. Department of Housing and Urban Development  
 Office of Community Planning and Development  
 Integrated Disbursement and Information System  
 Status of HOME Grants  
 DELAWARE

DATE: 09-12-23  
 TIME: 15:55  
 PAGE: 11

IDIS - PR27

CHDO Loans (CL)

Fiscal Year	Authorized Amount	Amount Subgranted	Amount Committed	% Auth Cmtd	Balance to Commit	Total Disbursed	% Auth Disb	Available to Disburse
1992	\$0.00	\$0.00	\$0.00	0.0%	\$0.00	\$0.00	0.0%	\$0.00
1993	\$0.00	\$0.00	\$0.00	0.0%	\$0.00	\$0.00	0.0%	\$0.00
1994	\$0.00	\$0.00	\$0.00	0.0%	\$0.00	\$0.00	0.0%	\$0.00
1995	\$0.00	\$0.00	\$0.00	0.0%	\$0.00	\$0.00	0.0%	\$0.00
1996	\$0.00	\$0.00	\$0.00	0.0%	\$0.00	\$0.00	0.0%	\$0.00
1997	\$0.00	\$0.00	\$0.00	0.0%	\$0.00	\$0.00	0.0%	\$0.00
1998	\$0.00	\$0.00	\$0.00	0.0%	\$0.00	\$0.00	0.0%	\$0.00
1999	\$0.00	\$0.00	\$0.00	0.0%	\$0.00	\$0.00	0.0%	\$0.00
2000	\$0.00	\$0.00	\$0.00	0.0%	\$0.00	\$0.00	0.0%	\$0.00
2001	\$0.00	\$0.00	\$0.00	0.0%	\$0.00	\$0.00	0.0%	\$0.00
2002	\$0.00	\$0.00	\$0.00	0.0%	\$0.00	\$0.00	0.0%	\$0.00
2003	\$0.00	\$0.00	\$0.00	0.0%	\$0.00	\$0.00	0.0%	\$0.00
2004	\$0.00	\$0.00	\$0.00	0.0%	\$0.00	\$0.00	0.0%	\$0.00
2005	\$0.00	\$0.00	\$0.00	0.0%	\$0.00	\$0.00	0.0%	\$0.00
2006	\$0.00	\$0.00	\$0.00	0.0%	\$0.00	\$0.00	0.0%	\$0.00
2007	\$0.00	\$0.00	\$0.00	0.0%	\$0.00	\$0.00	0.0%	\$0.00
2008	\$0.00	\$0.00	\$0.00	0.0%	\$0.00	\$0.00	0.0%	\$0.00
2009	\$0.00	\$0.00	\$0.00	0.0%	\$0.00	\$0.00	0.0%	\$0.00
2010	\$0.00	\$0.00	\$0.00	0.0%	\$0.00	\$0.00	0.0%	\$0.00
2011	\$0.00	\$0.00	\$0.00	0.0%	\$0.00	\$0.00	0.0%	\$0.00
2012	\$0.00	\$0.00	\$0.00	0.0%	\$0.00	\$0.00	0.0%	\$0.00
2013	\$0.00	\$0.00	\$0.00	0.0%	\$0.00	\$0.00	0.0%	\$0.00
2014	\$0.00	\$0.00	\$0.00	0.0%	\$0.00	\$0.00	0.0%	\$0.00
2015	\$0.00	\$0.00	\$0.00	0.0%	\$0.00	\$0.00	0.0%	\$0.00
2016	\$0.00	\$0.00	\$0.00	0.0%	\$0.00	\$0.00	0.0%	\$0.00
2017	\$0.00	\$0.00	\$0.00	0.0%	\$0.00	\$0.00	0.0%	\$0.00
2018	\$0.00	\$0.00	\$0.00	0.0%	\$0.00	\$0.00	0.0%	\$0.00
2019	\$0.00	\$0.00	\$0.00	0.0%	\$0.00	\$0.00	0.0%	\$0.00
2020	\$0.00	\$0.00	\$0.00	0.0%	\$0.00	\$0.00	0.0%	\$0.00
2021	\$0.00	\$0.00	\$0.00	0.0%	\$0.00	\$0.00	0.0%	\$0.00
2022	\$0.00	\$0.00	\$0.00	0.0%	\$0.00	\$0.00	0.0%	\$0.00
<b>Total</b>	<b>\$0.00</b>	<b>\$0.00</b>	<b>\$0.00</b>	<b>0.0%</b>	<b>\$0.00</b>	<b>\$0.00</b>	<b>0.0%</b>	<b>\$0.00</b>



U.S. Department of Housing and Urban Development  
 Office of Community Planning and Development  
 Integrated Disbursement and Information System  
 Status of HOME Grants  
 DELAWARE

DATE: 09-12-23  
 TIME: 15:55  
 PAGE: 12

IDIS - PR27

CHDO Capacity (CC)

Fiscal Year	Authorized Amount	Amount Subgranted	Amount Committed	% Auth Cmtd	Balance to Commit	Total Disbursed	% Auth Disb	Available to Disburse
1992	\$0.00	\$0.00	\$0.00	0.0%	\$0.00	\$0.00	0.0%	\$0.00
1993	\$0.00	\$0.00	\$0.00	0.0%	\$0.00	\$0.00	0.0%	\$0.00
1994	\$0.00	\$0.00	\$0.00	0.0%	\$0.00	\$0.00	0.0%	\$0.00
1995	\$0.00	\$0.00	\$0.00	0.0%	\$0.00	\$0.00	0.0%	\$0.00
1996	\$0.00	\$0.00	\$0.00	0.0%	\$0.00	\$0.00	0.0%	\$0.00
1997	\$0.00	\$0.00	\$0.00	0.0%	\$0.00	\$0.00	0.0%	\$0.00
1998	\$0.00	\$0.00	\$0.00	0.0%	\$0.00	\$0.00	0.0%	\$0.00
1999	\$0.00	\$0.00	\$0.00	0.0%	\$0.00	\$0.00	0.0%	\$0.00
2000	\$0.00	\$0.00	\$0.00	0.0%	\$0.00	\$0.00	0.0%	\$0.00
2001	\$0.00	\$0.00	\$0.00	0.0%	\$0.00	\$0.00	0.0%	\$0.00
2002	\$0.00	\$0.00	\$0.00	0.0%	\$0.00	\$0.00	0.0%	\$0.00
2003	\$0.00	\$0.00	\$0.00	0.0%	\$0.00	\$0.00	0.0%	\$0.00
2004	\$0.00	\$0.00	\$0.00	0.0%	\$0.00	\$0.00	0.0%	\$0.00
2005	\$0.00	\$0.00	\$0.00	0.0%	\$0.00	\$0.00	0.0%	\$0.00
2006	\$0.00	\$0.00	\$0.00	0.0%	\$0.00	\$0.00	0.0%	\$0.00
2007	\$0.00	\$0.00	\$0.00	0.0%	\$0.00	\$0.00	0.0%	\$0.00
2008	\$0.00	\$0.00	\$0.00	0.0%	\$0.00	\$0.00	0.0%	\$0.00
2009	\$0.00	\$0.00	\$0.00	0.0%	\$0.00	\$0.00	0.0%	\$0.00
2010	\$0.00	\$0.00	\$0.00	0.0%	\$0.00	\$0.00	0.0%	\$0.00
2011	\$0.00	\$0.00	\$0.00	0.0%	\$0.00	\$0.00	0.0%	\$0.00
2012	\$0.00	\$0.00	\$0.00	0.0%	\$0.00	\$0.00	0.0%	\$0.00
2013	\$0.00	\$0.00	\$0.00	0.0%	\$0.00	\$0.00	0.0%	\$0.00
2014	\$0.00	\$0.00	\$0.00	0.0%	\$0.00	\$0.00	0.0%	\$0.00
2015	\$0.00	\$0.00	\$0.00	0.0%	\$0.00	\$0.00	0.0%	\$0.00
2016	\$0.00	\$0.00	\$0.00	0.0%	\$0.00	\$0.00	0.0%	\$0.00
2017	\$0.00	\$0.00	\$0.00	0.0%	\$0.00	\$0.00	0.0%	\$0.00
2018	\$0.00	\$0.00	\$0.00	0.0%	\$0.00	\$0.00	0.0%	\$0.00
2019	\$0.00	\$0.00	\$0.00	0.0%	\$0.00	\$0.00	0.0%	\$0.00
2020	\$0.00	\$0.00	\$0.00	0.0%	\$0.00	\$0.00	0.0%	\$0.00
2021	\$0.00	\$0.00	\$0.00	0.0%	\$0.00	\$0.00	0.0%	\$0.00
2022	\$0.00	\$0.00	\$0.00	0.0%	\$0.00	\$0.00	0.0%	\$0.00
<b>Total</b>	<b>\$0.00</b>	<b>\$0.00</b>	<b>\$0.00</b>	<b>0.0%</b>	<b>\$0.00</b>	<b>\$0.00</b>	<b>0.0%</b>	<b>\$0.00</b>



U.S. Department of Housing and Urban Development  
 Office of Community Planning and Development  
 Integrated Disbursement and Information System  
 Status of HOME Grants  
 DELAWARE

DATE: 09-12-23  
 TIME: 15:55  
 PAGE: 13

IDIS - PR27

Reservations to State Recipients and Subrecipients (SU)

Fiscal Year	Authorized Amount	Amount Subgranted to Other Entities	Amount Committed	% Auth Cmtd	Balance to Commit	Total Disbursed	% Auth Disb	Available to Disburse
1992	\$0.00	\$0.00	\$0.00	0.0%	\$0.00	\$0.00	0.0%	\$0.00
1993	\$0.00	\$0.00	\$0.00	0.0%	\$0.00	\$0.00	0.0%	\$0.00
1994	\$0.00	\$0.00	\$0.00	0.0%	\$0.00	\$0.00	0.0%	\$0.00
1995	\$0.00	\$0.00	\$0.00	0.0%	\$0.00	\$0.00	0.0%	\$0.00
1996	\$260,000.00	\$260,000.00	\$260,000.00	100.0%	\$0.00	\$260,000.00	100.0%	\$0.00
1997	\$0.00	\$0.00	\$0.00	0.0%	\$0.00	\$0.00	0.0%	\$0.00
1998	\$247,000.00	\$247,000.00	\$247,000.00	100.0%	\$0.00	\$247,000.00	100.0%	\$0.00
1999	\$593,000.00	\$593,000.00	\$593,000.00	100.0%	\$0.00	\$593,000.00	100.0%	\$0.00
2000	\$678,948.00	\$678,948.00	\$678,948.00	100.0%	\$0.00	\$678,948.00	100.0%	\$0.00
2001	\$0.00	\$0.00	\$0.00	0.0%	\$0.00	\$0.00	0.0%	\$0.00
2002	\$1,200,000.00	\$1,200,000.00	\$1,200,000.00	100.0%	\$0.00	\$1,200,000.00	100.0%	\$0.00
2003	\$100,000.00	\$100,000.00	\$100,000.00	100.0%	\$0.00	\$100,000.00	100.0%	\$0.00
2004	\$0.00	\$0.00	\$0.00	0.0%	\$0.00	\$0.00	0.0%	\$0.00
2005	\$198,754.00	\$198,754.00	\$198,754.00	100.0%	\$0.00	\$198,754.00	100.0%	\$0.00
2006	\$0.00	\$0.00	\$0.00	0.0%	\$0.00	\$0.00	0.0%	\$0.00
2007	\$200,000.00	\$200,000.00	\$200,000.00	100.0%	\$0.00	\$200,000.00	100.0%	\$0.00
2008	\$200,000.00	\$200,000.00	\$200,000.00	100.0%	\$0.00	\$200,000.00	100.0%	\$0.00
2009	\$200,000.00	\$200,000.00	\$200,000.00	100.0%	\$0.00	\$200,000.00	100.0%	\$0.00
2010	\$600,000.00	\$600,000.00	\$600,000.00	100.0%	\$0.00	\$600,000.00	100.0%	\$0.00
2011	\$400,000.00	\$400,000.00	\$400,000.00	100.0%	\$0.00	\$400,000.00	100.0%	\$0.00
2012	\$1,600,000.00	\$1,600,000.00	\$1,600,000.00	100.0%	\$0.00	\$1,600,000.00	100.0%	\$0.00
2013	\$900,000.00	\$900,000.00	\$900,000.00	100.0%	\$0.00	\$900,000.00	100.0%	\$0.00
2014	\$0.00	\$0.00	\$0.00	0.0%	\$0.00	\$0.00	0.0%	\$0.00
2015	\$900,000.00	\$900,000.00	\$900,000.00	100.0%	\$0.00	\$900,000.00	100.0%	\$0.00
2016	\$1,400,000.00	\$1,400,000.00	\$1,400,000.00	100.0%	\$0.00	\$1,400,000.00	100.0%	\$0.00
2017	\$1,000,000.00	\$1,000,000.00	\$994,633.00	99.4%	\$5,367.00	\$932,769.00	93.2%	\$67,231.00
2018	\$1,106,994.98	\$1,106,994.98	\$1,106,994.98	100.0%	\$0.00	\$1,106,994.98	100.0%	\$0.00
2019	\$963,005.02	\$963,005.02	\$207,168.02	21.5%	\$755,837.00	\$207,168.02	21.5%	\$755,837.00
2020	\$0.00	\$0.00	\$0.00	0.0%	\$0.00	\$0.00	0.0%	\$0.00
2021	\$0.00	\$0.00	\$0.00	0.0%	\$0.00	\$0.00	0.0%	\$0.00
2022	\$0.00	\$0.00	\$0.00	0.0%	\$0.00	\$0.00	0.0%	\$0.00
<b>Total</b>	<b>\$12,747,702.00</b>	<b>\$12,747,702.00</b>	<b>\$11,986,498.00</b>	<b>94.0%</b>	<b>\$761,204.00</b>	<b>\$11,924,634.00</b>	<b>93.5%</b>	<b>\$823,068.00</b>



U.S. Department of Housing and Urban Development  
 Office of Community Planning and Development  
 Integrated Disbursement and Information System  
 Status of HOME Grants  
 DELAWARE

DATE: 09-12-23  
 TIME: 15:55  
 PAGE: 14

IDIS - PR27

Total Program Funds

Fiscal Year	Total Authorization	Local Account Funds	Committed Amount	Net Disbursed for Activities	Net Disbursed for AD/CO/CB	Net Disbursed	Disbursed Pending Approval	Total Disbursed	Available to Disburse
1992	\$3,000,000.00	\$0.00	\$3,000,000.00	\$2,700,000.00	\$300,000.00	\$3,000,000.00	\$0.00	\$3,000,000.00	\$0.00
1993	\$3,000,000.00	\$0.00	\$3,000,000.00	\$2,550,000.00	\$450,000.00	\$3,000,000.00	\$0.00	\$3,000,000.00	\$0.00
1994	\$3,000,000.00	\$0.00	\$3,000,000.00	\$2,550,000.00	\$450,000.00	\$3,000,000.00	\$0.00	\$3,000,000.00	\$0.00
1995	\$3,000,000.00	\$0.00	\$3,000,000.00	\$2,550,000.00	\$450,000.00	\$3,000,000.00	\$0.00	\$3,000,000.00	\$0.00
1996	\$3,000,000.00	\$19,812.98	\$3,019,812.98	\$2,569,812.98	\$450,000.00	\$3,019,812.98	\$0.00	\$3,019,812.98	\$0.00
1997	\$3,000,000.00	\$1,713,556.62	\$4,713,556.62	\$4,341,219.62	\$372,337.00	\$4,713,556.62	\$0.00	\$4,713,556.62	\$0.00
1998	\$3,000,000.00	\$348,140.22	\$3,348,140.22	\$3,048,140.22	\$300,000.00	\$3,348,140.22	\$0.00	\$3,348,140.22	\$0.00
1999	\$3,000,000.00	\$316,575.02	\$3,316,575.02	\$3,016,575.02	\$300,000.00	\$3,316,575.02	\$0.00	\$3,316,575.02	\$0.00
2000	\$3,000,000.00	\$88,243.60	\$3,088,243.60	\$2,650,743.60	\$437,500.00	\$3,088,243.60	\$0.00	\$3,088,243.60	\$0.00
2001	\$3,000,000.00	\$26,284.21	\$3,026,284.21	\$2,726,284.21	\$300,000.00	\$3,026,284.21	\$0.00	\$3,026,284.21	\$0.00
2002	\$3,008,000.00	\$0.00	\$3,008,000.00	\$2,707,200.00	\$300,800.00	\$3,008,000.00	\$0.00	\$3,008,000.00	\$0.00
2003	\$3,000,000.00	\$0.00	\$3,000,000.00	\$2,700,000.00	\$300,000.00	\$3,000,000.00	\$0.00	\$3,000,000.00	\$0.00
2004	\$3,210,166.00	\$148,979.36	\$3,359,145.36	\$3,048,580.96	\$310,564.40	\$3,359,145.36	\$0.00	\$3,359,145.36	\$0.00
2005	\$3,059,601.00	\$252,091.48	\$3,311,692.48	\$2,874,192.48	\$437,500.00	\$3,311,692.48	\$0.00	\$3,311,692.48	\$0.00
2006	\$3,031,129.00	\$612,115.56	\$3,643,244.56	\$3,193,105.66	\$450,138.90	\$3,643,244.56	\$0.00	\$3,643,244.56	\$0.00
2007	\$3,029,740.00	\$511,383.00	\$3,541,123.00	\$3,141,123.00	\$400,000.00	\$3,541,123.00	\$0.00	\$3,541,123.00	\$0.00
2008	\$3,012,016.00	\$590,249.90	\$3,602,265.90	\$3,177,265.90	\$425,000.00	\$3,602,265.90	\$0.00	\$3,602,265.90	\$0.00
2009	\$3,003,199.00	\$434,583.43	\$3,437,782.43	\$2,987,462.53	\$450,319.90	\$3,437,782.43	\$0.00	\$3,437,782.43	\$0.00
2010	\$3,000,000.00	\$0.00	\$3,000,000.00	\$2,700,000.00	\$300,000.00	\$3,000,000.00	\$0.00	\$3,000,000.00	\$0.00
2011	\$3,001,118.00	\$1,729,901.71	\$4,731,019.71	\$4,280,907.91	\$450,111.80	\$4,731,019.71	\$0.00	\$4,731,019.71	\$0.00
2012	\$3,000,000.00	\$1,380,248.51	\$4,380,248.51	\$4,080,248.51	\$300,000.00	\$4,380,248.51	\$0.00	\$4,380,248.51	\$0.00
2013	\$3,000,000.00	\$0.00	\$3,000,000.00	\$2,550,000.00	\$450,000.00	\$3,000,000.00	\$0.00	\$3,000,000.00	\$0.00
2014	\$3,017,887.00	\$71,510.38	\$3,089,397.38	\$2,762,608.68	\$326,788.70	\$3,089,397.38	\$0.00	\$3,089,397.38	\$0.00
2015	\$3,002,167.00	\$991,668.04	\$3,993,835.04	\$3,593,618.34	\$400,216.70	\$3,993,835.04	\$0.00	\$3,993,835.04	\$0.00
2016	\$3,023,400.00	\$754,675.98	\$3,778,075.98	\$3,375,735.98	\$402,340.00	\$3,778,075.98	\$0.00	\$3,778,075.98	\$0.00
2017	\$3,016,971.00	\$1,470,713.48	\$4,482,317.48	\$3,615,924.22	\$451,697.10	\$4,067,621.32	\$33,543.56	\$4,101,164.88	\$386,519.60
2018	\$3,008,138.00	\$498,857.71	\$3,506,995.71	\$2,610,157.55	\$450,813.80	\$3,060,971.35	\$0.00	\$3,060,971.35	\$446,024.36
2019	\$3,005,732.00	\$1,799,980.36	\$3,908,581.38	\$2,458,008.18	\$450,573.20	\$2,908,581.38	\$0.00	\$2,908,581.38	\$1,897,130.98
2020	\$3,000,000.00	\$494,991.04	\$499,499.10	\$49,499.10	\$350,000.00	\$399,499.10	\$4,166.67	\$403,665.77	\$3,091,325.27
2021	\$3,000,000.00	\$3,463,062.13	\$658,919.80	\$358,919.80	\$300,000.00	\$658,919.80	\$0.00	\$658,919.80	\$5,804,142.33
2022	\$3,000,039.00	\$836,919.95	\$383,695.90	\$83,692.00	\$89,952.53	\$173,644.53	\$0.00	\$173,644.53	\$3,663,314.42
2023	\$0.00	\$46,620.51	\$4,662.05	\$2,600.21	\$0.00	\$2,600.21	\$0.00	\$2,600.21	\$44,020.30



U.S. Department of Housing and Urban Development  
 Office of Community Planning and Development  
 Integrated Disbursement and Information System  
 Status of HOME Grants  
 DELAWARE

DATE: 09-12-23  
 TIME: 15:55  
 PAGE: 15

IDIS - PR27

Fiscal Year	Total Authorization	Local Account Funds	Committed Amount	Net Disbursed for Activities	Net Disbursed for AD/CO/CB	Net Disbursed	Disbursed Pending Approval	Total Disbursed	Available to Disburse
<b>Total</b>	<b>\$93,429,303.00</b>	<b>\$18,601,165.18</b>	<b>\$98,833,114.42</b>	<b>\$85,053,626.66</b>	<b>\$11,606,654.03</b>	<b>\$96,660,280.69</b>	<b>\$37,710.23</b>	<b>\$96,697,990.92</b>	<b>\$15,332,477.26</b>





U.S. Department of Housing and Urban Development  
 Office of Community Planning and Development  
 Integrated Disbursement and Information System  
 Status of HOME Grants  
 DELAWARE

DATE: 09-12-23  
 TIME: 15:55  
 PAGE: 16

IDIS - PR27

Total Program Percent

Fiscal Year	Total Authorization	Local Account Funds	% Committed for Activities	% Disb for Activities	% Disb for AD/CO/CB	% Net Disbursed	% Disbursed Pending Approval	% Total Disbursed	% Available to Disburse
1992	\$3,000,000.00	\$0.00	100.0%	90.0%	10.0%	100.0%	0.0%	100.0%	0.0%
1993	\$3,000,000.00	\$0.00	100.0%	85.0%	15.0%	100.0%	0.0%	100.0%	0.0%
1994	\$3,000,000.00	\$0.00	100.0%	85.0%	15.0%	100.0%	0.0%	100.0%	0.0%
1995	\$3,000,000.00	\$0.00	100.0%	85.0%	15.0%	100.0%	0.0%	100.0%	0.0%
1996	\$3,000,000.00	\$19,812.98	100.0%	85.0%	15.0%	100.0%	0.0%	100.0%	0.0%
1997	\$3,000,000.00	\$1,713,556.62	100.0%	92.1%	12.4%	100.0%	0.0%	100.0%	0.0%
1998	\$3,000,000.00	\$348,140.22	100.0%	91.0%	10.0%	100.0%	0.0%	100.0%	0.0%
1999	\$3,000,000.00	\$316,575.02	100.0%	90.9%	10.0%	100.0%	0.0%	100.0%	0.0%
2000	\$3,000,000.00	\$88,243.60	100.0%	85.8%	14.5%	100.0%	0.0%	100.0%	0.0%
2001	\$3,000,000.00	\$26,284.21	100.0%	90.0%	10.0%	100.0%	0.0%	100.0%	0.0%
2002	\$3,008,000.00	\$0.00	100.0%	90.0%	10.0%	100.0%	0.0%	100.0%	0.0%
2003	\$3,000,000.00	\$0.00	100.0%	90.0%	10.0%	100.0%	0.0%	100.0%	0.0%
2004	\$3,210,166.00	\$148,979.36	100.0%	90.7%	9.6%	100.0%	0.0%	100.0%	0.0%
2005	\$3,059,601.00	\$252,091.48	100.0%	86.7%	14.2%	100.0%	0.0%	100.0%	0.0%
2006	\$3,031,129.00	\$612,115.56	100.0%	87.6%	14.8%	100.0%	0.0%	100.0%	0.0%
2007	\$3,029,740.00	\$511,383.00	100.0%	88.7%	13.2%	100.0%	0.0%	100.0%	0.0%
2008	\$3,012,016.00	\$590,249.90	100.0%	88.2%	14.1%	100.0%	0.0%	100.0%	0.0%
2009	\$3,003,199.00	\$434,583.43	100.0%	86.9%	14.9%	99.9%	0.0%	99.9%	0.0%
2010	\$3,000,000.00	\$0.00	100.0%	90.0%	10.0%	100.0%	0.0%	100.0%	0.0%
2011	\$3,001,118.00	\$1,729,901.71	100.0%	90.4%	14.9%	100.0%	0.0%	100.0%	0.0%
2012	\$3,000,000.00	\$1,380,248.51	100.0%	93.1%	10.0%	100.0%	0.0%	100.0%	0.0%
2013	\$3,000,000.00	\$0.00	100.0%	85.0%	15.0%	100.0%	0.0%	100.0%	0.0%
2014	\$3,017,887.00	\$71,510.38	100.0%	89.4%	10.8%	100.0%	0.0%	100.0%	0.0%
2015	\$3,002,167.00	\$991,668.04	100.0%	89.9%	13.3%	100.0%	0.0%	100.0%	0.0%
2016	\$3,023,400.00	\$754,675.98	100.0%	89.3%	13.3%	100.0%	0.0%	100.0%	0.0%
2017	\$3,016,971.00	\$1,470,713.48	99.8%	80.5%	14.9%	90.6%	0.7%	91.3%	8.6%
2018	\$3,008,138.00	\$498,857.71	100.0%	74.4%	14.9%	87.2%	0.0%	87.2%	12.7%
2019	\$3,005,732.00	\$1,799,980.36	81.3%	51.1%	14.9%	60.5%	0.0%	60.5%	39.4%
2020	\$3,000,000.00	\$494,991.04	14.2%	1.4%	11.6%	11.4%	0.1%	11.5%	88.4%
2021	\$3,000,000.00	\$3,463,062.13	10.1%	5.5%	10.0%	10.1%	0.0%	10.1%	89.8%
2022	\$3,000,039.00	\$836,919.95	10.0%	2.1%	2.9%	4.5%	0.0%	4.5%	95.4%
2023	\$0.00	\$46,620.51	9.9%	5.5%	0.0%	5.5%	0.0%	5.5%	94.4%



U.S. Department of Housing and Urban Development  
 Office of Community Planning and Development  
 Integrated Disbursement and Information System  
 Status of HOME Grants  
 DELAWARE

DATE: 09-12-23  
 TIME: 15:55  
 PAGE: 17

IDIS - PR27

Fiscal Year	Total Authorization	Local Account Funds	% Committed for Activities	% Disb for Activities	% Disb for AD/CO/CB	% Net Disbursed	% Disbursed Pending Approval	% Total Disbursed	% Available to Disburse
<b>Total</b>	<b>\$93,429,303.00</b>	<b>\$18,601,165.18</b>	<b>88.2%</b>	<b>75.9%</b>	<b>12.4%</b>	<b>86.2%</b>	<b>0.0%</b>	<b>86.3%</b>	<b>13.6%</b>



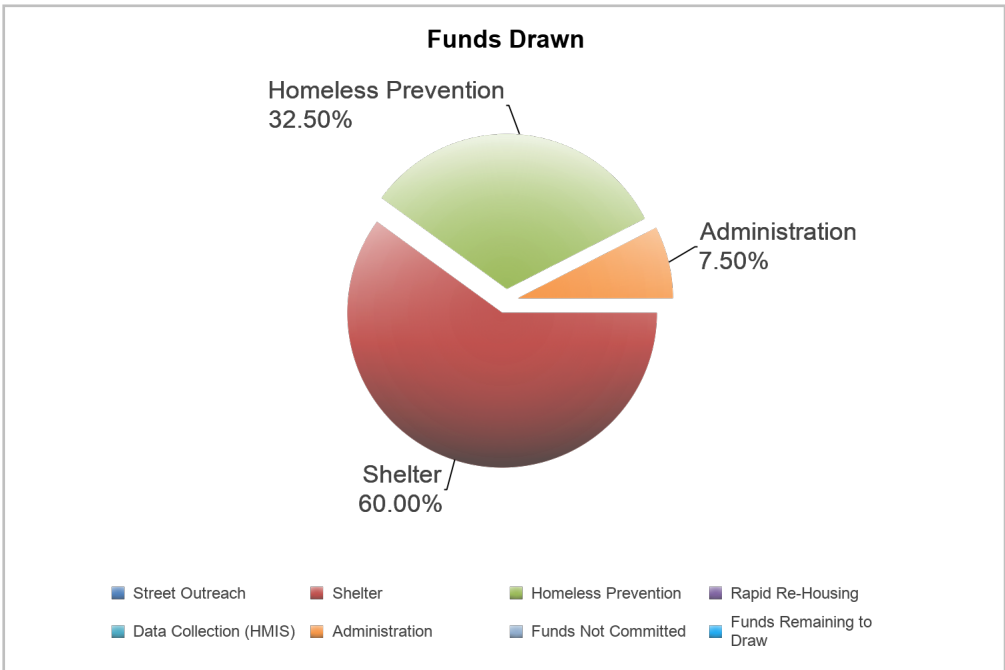
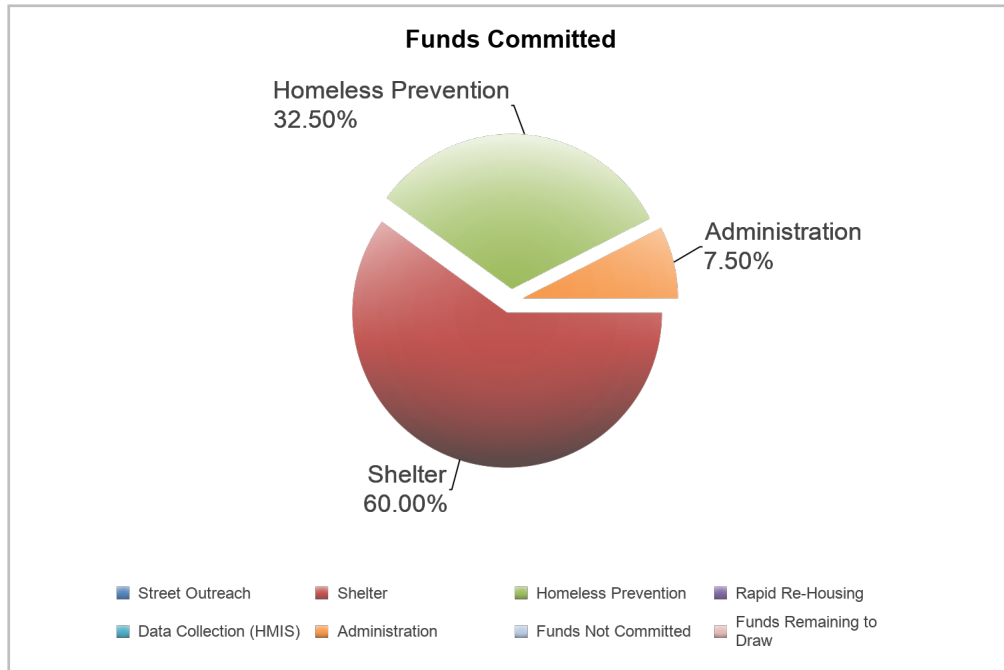
DELAWARE, DE  
 2021

**ESG Program Level Summary**

Grant Number	Total Grant Amount	Total Funds Committed	Total Funds Available to Commit	% of Grant Funds Not Committed	Grant Funds Drawn	% of Grant Funds Drawn	Available to Draw	% Remaining to Draw
E21DC100001	\$237,229.00	\$237,229.00	\$0.00	0.00%	\$237,229.00	100.00%	\$0.00	0.00%

**ESG Program Components**

Activity Type	Total Committed to Activities	% of Grant Committed	Drawn Amount	% of Grant Drawn
Street Outreach	\$0.00	0.00%	\$0.00	0.00%
Shelter	\$142,337.00	60.00%	\$142,337.00	60.00%
Homeless Prevention	\$77,100.00	32.50%	\$77,100.00	32.50%
Rapid Re-Housing	\$0.00	0.00%	\$0.00	0.00%
Data Collection (HMIS)	\$0.00	0.00%	\$0.00	0.00%
Administration	\$17,792.00	7.50%	\$17,792.00	7.50%
Funds Not Committed	\$0.00	0.00%	\$0.00	0.00%
Funds Remaining to Draw	\$0.00	0.00%	\$0.00	0.00%
<b>Total</b>	<b>\$237,229.00</b>	<b>100.00%</b>	<b>\$237,229.00</b>	<b>100.00%</b>





U.S. Department of Housing and Urban Development  
 Office of Community Planning and Development  
 Integrated Disbursement and Information System  
 PR91 - ESG Financial Summary

DATE: 09-12-23  
 TIME: 15:58  
 PAGE: 2

DELAWARE, DE  
 2021

**24-Month Grant Expenditure Deadline**

All of the recipient's grant must be expended for eligible activity costs within 24 months after the date HUD signs the grant agreement with the recipient. Expenditure means either an actual cash disbursement for a direct charge for a good or service or an indirect cost or the accrual of a direct charge for a good or service or an indirect cost. This report uses draws in IDIS to measure expenditures. HUD allocated Fiscal Year 2011 ESG funds in two allocations. For FY2011, this Obligation Date is the date of the first allocation. This report does not list the Obligation Date, does not calculate the Expenditure Deadline, and does not track the Days Remaining for the FY 2011 second allocation.

**Grant Amount: \$237,229.00**

Grant Number	Draws to Date	HUD Obligation Date	Expenditure Deadline	Days Remaining to Meet Requirement Date	Expenditures Required
E21DC100001	\$237,229.00	08/18/2021	08/18/2023	(25)	\$0.00

**60% Cap on Emergency Shelter and Street Outreach**

The cap refers to the total amount of the recipient's fiscal year grant, allowed for emergency shelter and street outreach activities, is capped at 60 percent. This amount cannot exceed the greater of: (1) 60% of the overall grant for the year; or, (2) the amount of Fiscal Year 2010 ESG funds committed for homeless assistance activities. (Note: the HESG-CV grants are currently exempt from the 60% funding cap restrictions.)

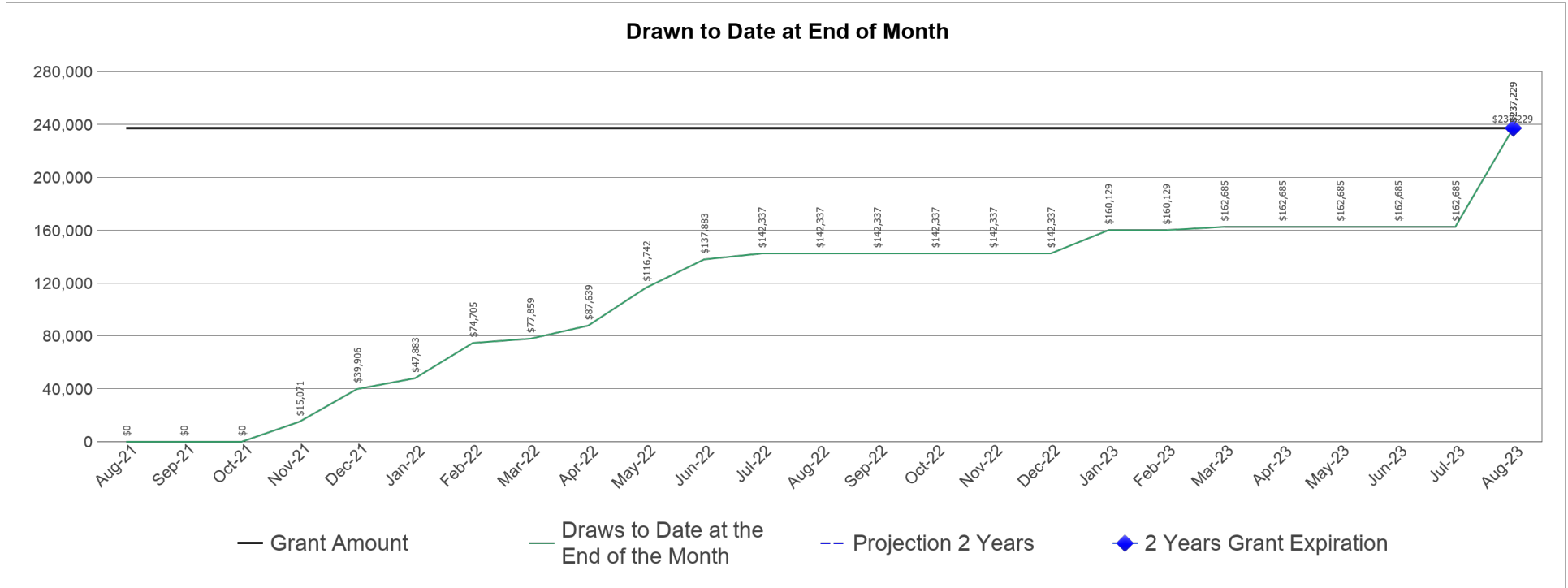
Amount Committed to Shelter	Amount Committed to Street Outreach	Total Amount Committed to Shelter and Street Outreach	% Committed to Shelter and Street Outreach	2010 Funds Committed to Homeless Assistance Activities	Total Drawn for Shelter and Street Outreach	% Drawn for Shelter and Street Outreach
\$142,337.00	\$0.00	\$142,337.00	60.00%	\$90,994.00	\$142,337.00	60.00%



DELAWARE, DE  
 2021

**ESG Draws By Month (at the total grant level):**

Grant Amount: 237,229.00



**ESG Draws By Quarter (at the total grant level):**

Quarter End Date	Draws for the Quarter	Draws to Date at the End of the Quarter	% Drawn for the Quarter	% Drawn to Date at End of Quarter
09/30/2021	\$0.00	\$0.00	0.00%	0.00%
12/31/2021	\$39,906.50	\$39,906.50	16.82%	16.82%
03/31/2022	\$37,952.67	\$77,859.17	16.00%	32.82%
06/30/2022	\$60,023.35	\$137,882.52	25.30%	58.12%
09/30/2022	\$4,454.48	\$142,337.00	1.88%	60.00%
12/31/2022	\$0.00	\$142,337.00	0.00%	60.00%
03/31/2023	\$20,347.64	\$162,684.64	8.58%	68.58%
06/30/2023	\$0.00	\$162,684.64	0.00%	68.58%
09/30/2023	\$74,544.36	\$237,229.00	31.42%	100.00%



U.S. Department of Housing and Urban Development  
 Office of Community Planning and Development  
 Integrated Disbursement and Information System  
 PR91 - ESG Financial Summary

DATE: 09-12-23  
 TIME: 15:58  
 PAGE: 4

DELAWARE, DE  
 2021

**ESG Subrecipient Commitments and Draws by Activity Category :**

Subrecipient	Activity Type	Committed	Drawn
Catholic Charities	Homeless Prevention	\$77,100.00	\$77,100.00
	Total	\$77,100.00	\$77,100.00
	Total Remaining to be Drawn	\$0.00	\$0.00
	Percentage Remaining to be Drawn	\$0.00	0.00%
Dover Interfaith Mission to the Homeless	Shelter	\$9,337.00	\$9,337.00
	Total	\$9,337.00	\$9,337.00
	Total Remaining to be Drawn	\$0.00	\$0.00
	Percentage Remaining to be Drawn	\$0.00	0.00%
DELAWARE STATE HOUSING AUTHORITY	Administration	\$17,792.00	\$17,792.00
	Total	\$17,792.00	\$17,792.00
	Total Remaining to be Drawn	\$0.00	\$0.00
	Percentage Remaining to be Drawn	\$0.00	0.00%
Peoples Place II Whatcoat Shelter	Shelter	\$20,000.00	\$20,000.00
	Total	\$20,000.00	\$20,000.00
	Total Remaining to be Drawn	\$0.00	\$0.00
	Percentage Remaining to be Drawn	\$0.00	0.00%
Sussex Community Crisis House	Shelter	\$20,000.00	\$20,000.00
	Total	\$20,000.00	\$20,000.00
	Total Remaining to be Drawn	\$0.00	\$0.00
	Percentage Remaining to be Drawn	\$0.00	0.00%
The Shepherd Place	Shelter	\$17,500.00	\$17,500.00
	Total	\$17,500.00	\$17,500.00
	Total Remaining to be Drawn	\$0.00	\$0.00
	Percentage Remaining to be Drawn	\$0.00	0.00%
People's Place II Abriendo Shelter	Shelter	\$25,000.00	\$25,000.00
	Total	\$25,000.00	\$25,000.00
	Total Remaining to be Drawn	\$0.00	\$0.00
	Percentage Remaining to be Drawn	\$0.00	0.00%
People's Place II Safe House	Shelter	\$20,500.00	\$20,500.00
	Total	\$20,500.00	\$20,500.00
	Total Remaining to be Drawn	\$0.00	\$0.00
	Percentage Remaining to be Drawn	\$0.00	0.00%
Casa San Francisco	Shelter	\$30,000.00	\$30,000.00
	Total	\$30,000.00	\$30,000.00
	Total Remaining to be Drawn	\$0.00	\$0.00
	Percentage Remaining to be Drawn	\$0.00	0.00%



U.S. Department of Housing and Urban Development  
Office of Community Planning and Development  
Integrated Disbursement and Information System  
PR91 - ESG Financial Summary

DATE: 09-12-23  
TIME: 15:58  
PAGE: 5

DELAWARE, DE  
2021

**ESG Subrecipients by Activity Category**

Activity Type	Subrecipient
Shelter	Dover Interfaith Mission to the Homeless
	Peoples Place II Whatcoat Shelter
	Sussex Community Crisis House
	The Shepherd Place
	People's Place II Abriendo Shelter
	People's Place II Safe House
	Casa San Francisco
Homeless Prevention	Catholic Charities
Administration	DELAWARE STATE HOUSING AUTHORITY



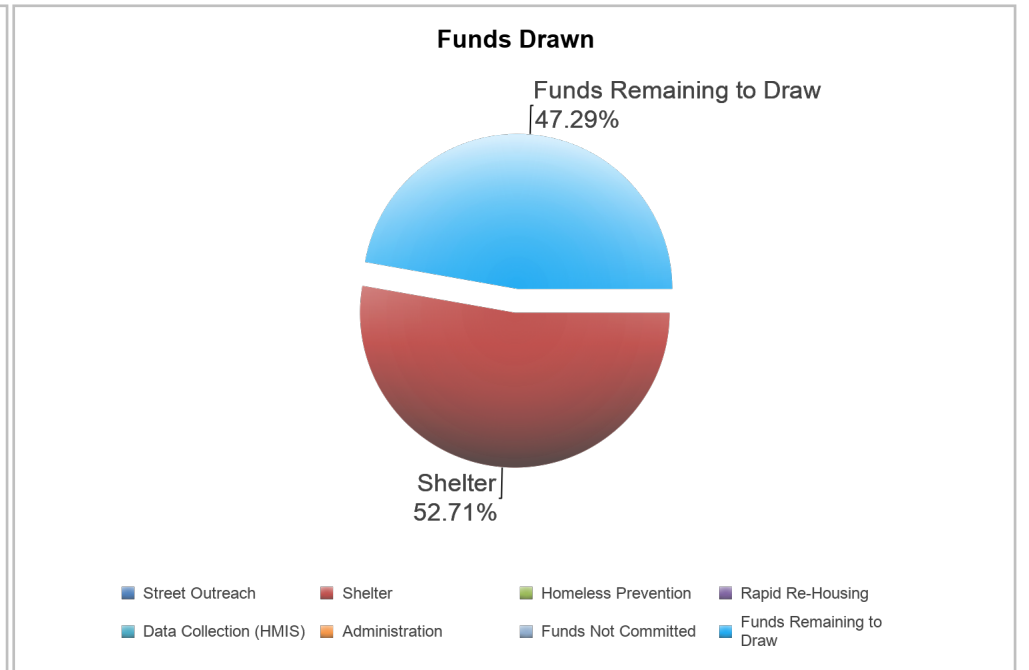
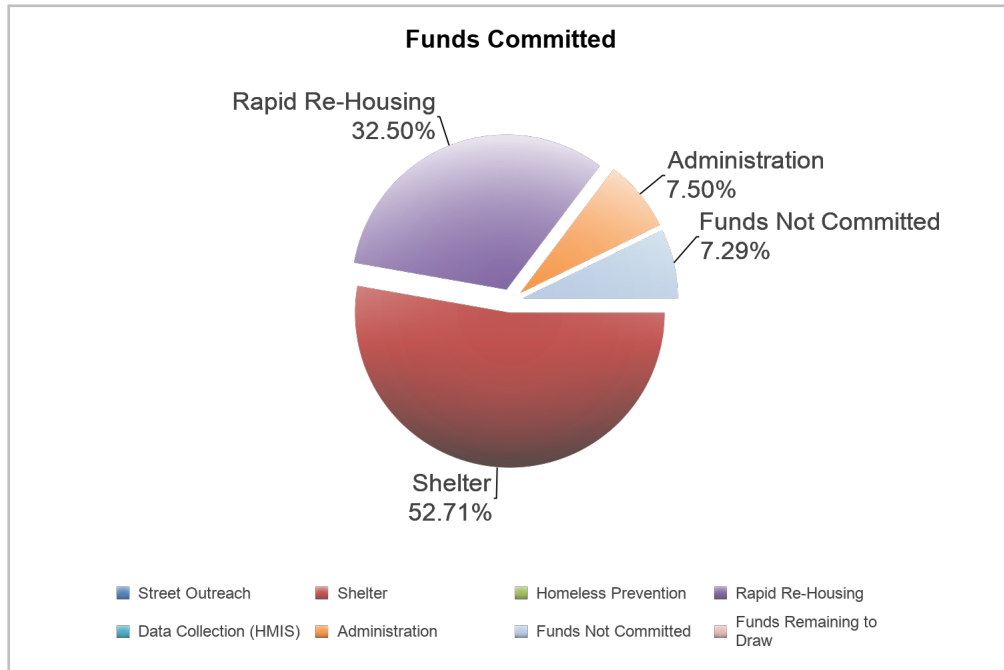
DELAWARE, DE  
 2022

**ESG Program Level Summary**

Grant Number	Total Grant Amount	Total Funds Committed	Total Funds Available to Commit	% of Grant Funds Not Committed	Grant Funds Drawn	% of Grant Funds Drawn	Available to Draw	% Remaining to Draw
E22DC100001	\$246,911.00	\$228,911.00	\$18,000.00	7.29%	\$130,146.00	52.71%	\$116,765.00	47.29%

**ESG Program Components**

Activity Type	Total Committed to Activities	% of Grant Committed	Drawn Amount	% of Grant Drawn
Street Outreach	\$0.00	0.00%	\$0.00	0.00%
Shelter	\$130,146.00	52.71%	\$130,146.00	52.71%
Homeless Prevention	\$0.00	0.00%	\$0.00	0.00%
Rapid Re-Housing	\$80,247.00	32.50%	\$0.00	0.00%
Data Collection (HMIS)	\$0.00	0.00%	\$0.00	0.00%
Administration	\$18,518.00	7.50%	\$0.00	0.00%
Funds Not Committed	\$18,000.00	7.29%	\$0.00	0.00%
Funds Remaining to Draw	\$0.00	0.00%	\$116,765.00	47.29%
<b>Total</b>	<b>\$246,911.00</b>	<b>100.00%</b>	<b>\$246,911.00</b>	<b>100.00%</b>







U.S. Department of Housing and Urban Development  
 Office of Community Planning and Development  
 Integrated Disbursement and Information System  
 PR91 - ESG Financial Summary

DATE: 09-12-23  
 TIME: 15:58  
 PAGE: 7

DELAWARE, DE  
 2022

**24-Month Grant Expenditure Deadline**

All of the recipient's grant must be expended for eligible activity costs within 24 months after the date HUD signs the grant agreement with the recipient. Expenditure means either an actual cash disbursement for a direct charge for a good or service or an indirect cost or the accrual of a direct charge for a good or service or an indirect cost. This report uses draws in IDIS to measure expenditures. HUD allocated Fiscal Year 2011 ESG funds in two allocations. For FY2011, this Obligation Date is the date of the first allocation. This report does not list the Obligation Date, does not calculate the Expenditure Deadline, and does not track the Days Remaining for the FY 2011 second allocation.

**Grant Amount: \$246,911.00**

Grant Number	Draws to Date	HUD Obligation Date	Expenditure Deadline	Days Remaining to Meet Requirement Date	Expenditures Required
E22DC100001	\$130,146.00	09/09/2022	09/09/2024	363	\$116,765.00

**60% Cap on Emergency Shelter and Street Outreach**

The cap refers to the total amount of the recipient's fiscal year grant, allowed for emergency shelter and street outreach activities, is capped at 60 percent. This amount cannot exceed the greater of: (1) 60% of the overall grant for the year; or, (2) the amount of Fiscal Year 2010 ESG funds committed for homeless assistance activities. (Note: the HESG-CV grants are currently exempt from the 60% funding cap restrictions.)

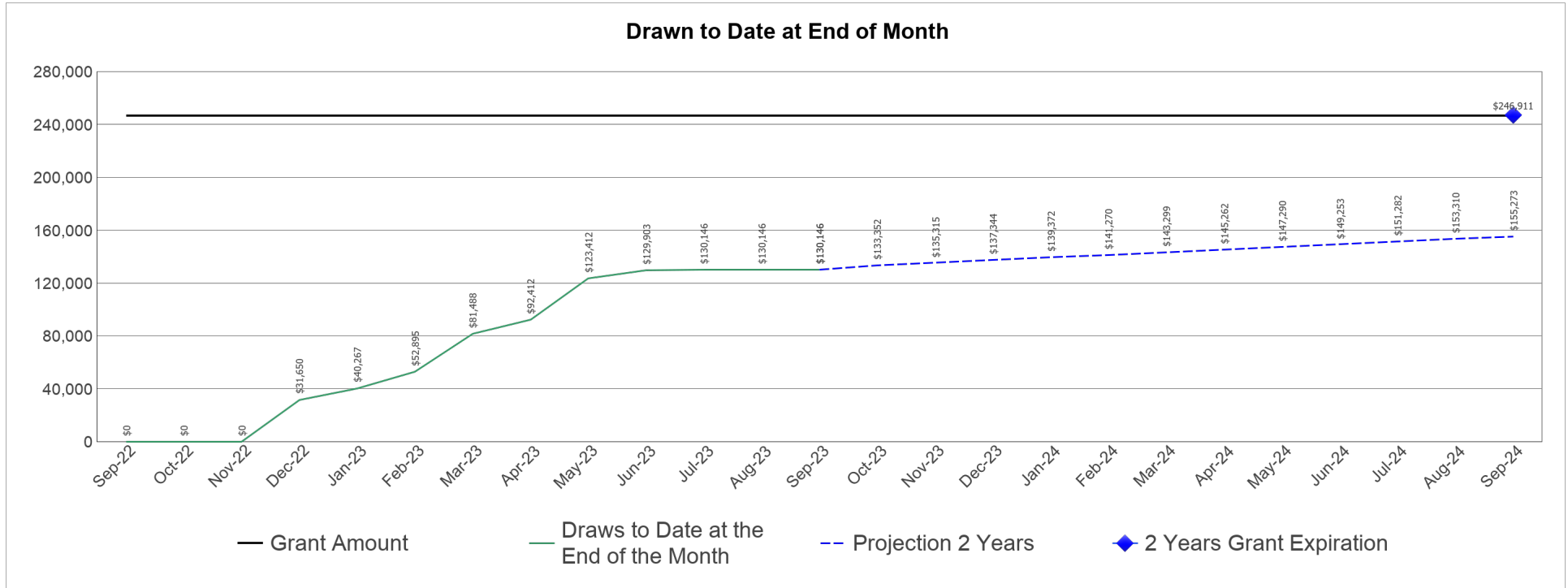
Amount Committed to Shelter	Amount Committed to Street Outreach	Total Amount Committed to Shelter and Street Outreach	% Committed to Shelter and Street Outreach	2010 Funds Committed to Homeless Assistance Activities	Total Drawn for Shelter and Street Outreach	% Drawn for Shelter and Street Outreach
\$130,146.00	\$0.00	\$130,146.00	52.71%	\$90,994.00	\$130,146.00	52.71%



DELAWARE, DE  
 2022

**ESG Draws By Month (at the total grant level):**

Grant Amount: 246,911.00



**ESG Draws By Quarter (at the total grant level):**

Quarter End Date	Draws for the Quarter	Draws to Date at the End of the Quarter	% Drawn for the Quarter	% Drawn to Date at End of Quarter
09/30/2022	\$0.00	\$0.00	0.00%	0.00%
12/31/2022	\$31,650.12	\$31,650.12	12.82%	12.82%
03/31/2023	\$49,837.71	\$81,487.83	20.18%	33.00%
06/30/2023	\$48,414.99	\$129,902.82	19.61%	52.61%
09/30/2023	\$243.18	\$130,146.00	0.10%	52.71%



U.S. Department of Housing and Urban Development  
 Office of Community Planning and Development  
 Integrated Disbursement and Information System  
 PR91 - ESG Financial Summary

DATE: 09-12-23  
 TIME: 15:58  
 PAGE: 9

DELAWARE, DE  
 2022

**ESG Subrecipient Commitments and Draws by Activity Category :**

Subrecipient	Activity Type	Committed	Drawn
Catholic Charities	Rapid Re-Housing	\$80,247.00	\$0.00
	Total	\$80,247.00	\$0.00
	Total Remaining to be Drawn	\$0.00	\$80,247.00
	Percentage Remaining to be Drawn	\$0.00	100.00%
Dover Interfaith Mission to the Homeless	Shelter	\$0.00	\$0.00
	Total	\$0.00	\$0.00
	Total Remaining to be Drawn	\$0.00	\$0.00
	Percentage Remaining to be Drawn	\$0.00	100.00%
DELAWARE STATE HOUSING AUTHORITY	Administration	\$18,518.00	\$0.00
	Total	\$18,518.00	\$0.00
	Total Remaining to be Drawn	\$0.00	\$18,518.00
	Percentage Remaining to be Drawn	\$0.00	100.00%
Peoples Place II Whatcoat Shelter	Shelter	\$18,000.00	\$18,000.00
	Total	\$18,000.00	\$18,000.00
	Total Remaining to be Drawn	\$0.00	\$0.00
	Percentage Remaining to be Drawn	\$0.00	0.00%
Sussex Community Crisis House	Shelter	\$28,000.00	\$28,000.00
	Total	\$28,000.00	\$28,000.00
	Total Remaining to be Drawn	\$0.00	\$0.00
	Percentage Remaining to be Drawn	\$0.00	0.00%
The Shepherd Place	Shelter	\$22,000.00	\$22,000.00
	Total	\$22,000.00	\$22,000.00
	Total Remaining to be Drawn	\$0.00	\$0.00
	Percentage Remaining to be Drawn	\$0.00	0.00%
People's Place II Abriendo Shelter	Shelter	\$15,000.00	\$15,000.00
	Total	\$15,000.00	\$15,000.00
	Total Remaining to be Drawn	\$0.00	\$0.00
	Percentage Remaining to be Drawn	\$0.00	0.00%
People's Place II Safe House	Shelter	\$16,000.00	\$16,000.00
	Total	\$16,000.00	\$16,000.00
	Total Remaining to be Drawn	\$0.00	\$0.00
	Percentage Remaining to be Drawn	\$0.00	0.00%
Casa San Francisco	Shelter	\$31,146.00	\$31,146.00
	Total	\$31,146.00	\$31,146.00
	Total Remaining to be Drawn	\$0.00	\$0.00
	Percentage Remaining to be Drawn	\$0.00	0.00%



U.S. Department of Housing and Urban Development  
Office of Community Planning and Development  
Integrated Disbursement and Information System  
PR91 - ESG Financial Summary

DATE: 09-12-23  
TIME: 15:58  
PAGE: 10

DELAWARE, DE  
2022

**ESG Subrecipients by Activity Category**

Activity Type	Subrecipient
Shelter	Dover Interfaith Mission to the Homeless
	Peoples Place II Whatcoat Shelter
	Sussex Community Crisis House
	The Shepherd Place
	People's Place II Abriendo Shelter
	People's Place II Safe House
	Casa San Francisco
Rapid Re-Housing	Catholic Charities
Administration	DELAWARE STATE HOUSING AUTHORITY



U.S. Department of Housing and Urban Development  
 Office of Community Planning and Development  
 Integrated Disbursement and Information System  
 PR100 - HTF Activity Status Report  
 All Years

DATE: 09-12-23  
 TIME: 17:01  
 PAGE: 1

Grantee: DELAWARE

Grant Amount: \$21,084,317 % Committed: 74.5%% Expended: 57.9%

IDIS Activity ID	Activity Name	Activity Address	Activity Status	Activity Type	Initial Funding Date	Status Date	Number		HTF Funds Committed	HTF Funds Drawn	% HTF Expended	Other Funds
							HTF Units	Total Units				
1759	2016 HTF Program Admin		Completed		12/7/2017	11/22/2019	0	0	300,000	300,000	100%	0
1848	2017 HTF Program Admin		Completed		10/10/2018	10/19/2021	0	0	300,000	300,000	100%	0
1850	Port Penn PSH	706 Port Penn Rd Middletown, DE 19709-8926	Completed	NEW CONSTRUCTION	10/26/2018	1/23/2023	10	10	649,907	649,907	100%	1,070,144
1851	Flats Phase III	525 N Union St Wilmington, DE 19805-3027	Completed	ACQUISITION AND REHABILITATION	10/30/2018	6/9/2022	10	77	2,100,000	2,100,000	100%	16,521,819
1877	Birchwood at Rodney Court	1100 Pennsylvania Ave Wilmington, DE 19806-4308	Completed	ACQUISITION AND REHABILITATION	6/3/2019	5/27/2021	13	51	2,200,000	2,200,000	100%	14,019,380
1930	House of Joseph Residence	704 N West St Wilmington, DE 19801-1533	Open	ACQUISITION AND REHABILITATION	10/14/2019	10/12/2022	7	7	785,912	500,000	64%	0
1932	HTF Admin from 10% PI		Completed		10/30/2019	7/30/2020	0	0	1,085	1,085	100%	0
1933	2018 HTF Program Admin		Completed		11/22/2019	10/19/2021	0	0	300,000	300,000	100%	0
1954	HTF Admin from 10% PI		Completed		7/30/2020	7/20/2021	0	0	10,579	10,579	100%	0
1955	Quaker Arts	708 N West St Wilmington, DE 19801-1524	Open	ACQUISITION AND REHABILITATION	8/5/2020	3/7/2023	0	0	1,863,186	1,780,996	96%	0
1990	2019 HTF Program Admin		Open		9/3/2020	1/14/2022	0	0	299,971	299,971	100%	0



U.S. Department of Housing and Urban Development  
 Office of Community Planning and Development  
 Integrated Disbursement and Information System  
 PR100 - HTF Activity Status Report  
 All Years

DATE: 09-12-23  
 TIME: 17:01  
 PAGE: 2

IDIS Activity ID	Activity Name	Activity Address	Activity Status	Activity Type	Initial Funding Date	Status Date	Number		HTF Funds Committed	HTF Funds Drawn	% HTF Expended	Other Funds	
							HTF Units	Total Units					
1993	Green Gate/Life Lines III	1627 W 8th St DE 19805-3152	Open	ACQUISITION AND REHABILITATION	9/9/2020	10/25/2022	0	0	729,750	729,750	100%	0	
1994	Solomon's Court	1500 W 4th St DE 19805-3511	Open	ACQUISITION AND REHABILITATION	9/9/2020	7/3/2023	0	0	732,528	551,206	75%	0	
2012	2020 HTF Program Admin		Open		10/15/2020	1/18/2023	0	0	300,000	300,000	100%	0	
2057	HTF Admin from 10% PI		Open		7/20/2021	9/8/2022	0	0	3,982	3,982	100%	0	
2058	Foster Commons	Intersection of Union Street and Old Landing Road Millsboro, DE 19966	Open	NEW CONSTRUCTION	7/22/2021	8/31/2023	0	0	688,000	514,925	75%	0	
2059	The Flats, Phase IV	600 Block Ferris Street and Bayard Ave Wilmington, DE 19805	Open	NEW CONSTRUCTION	7/22/2021	8/11/2023	0	0	2,218,000	1,377,134	62%	0	
2129	2022 10% Admin from Program Income		Open		9/8/2022	7/27/2023	0	0	7,991	7,991	100%	0	
2133	Solomon's Court Phase II	1500 W 4th St DE 19805-3511	Open	NEW CONSTRUCTION	9/22/2022	9/22/2022	0	0	1,600,000	0	0%	0	
2174	2022 HTF Program Admin		Open		10/28/2022	10/28/2022	0	0	298,243	0	0%	0	
2175	2021 HTF Program Admin		Open		10/28/2022	9/1/2023	0	0	310,188	290,262	94%	0	
DELAWARE Total:								40	145	15,699,322	12,217,787		31,611,343
Grand Total:								40	145	15,699,322	12,217,787		31,611,343