

ANNUAL REPORT

2023



Prepared By:

Delaware State
Housing Authority



CONTENTS

01

SUMMARY

02

PROGRAM OVERVIEW

03

QUALIFIED DISTRICT INVESTOR

04

DISTRICT REBATE

05

KEY PARTNER INCENTIVES

06

PROGRAM RESOURCES

07-08

FY23 PROGRAM ACTIVITY

09

FY 2015-2023 PROGRAM
ACTIVITY

10

PROJECT TYPE

11

DISTRICT USAGE

12

REBATED PROJECTS BY DISTRICT

13-16

INVESTOR SPOTLIGHT

17-22

APPENDIX

SUMMARY

The Downtown Development District Act (DDD) was established to facilitate private investment in designated business corridors and adjacent neighborhoods, addressing financial barriers and redevelopment challenges in downtown areas.

This report highlights the program's success in revitalizing distressed downtowns, showcasing 298 Small and 64 Large projects completed, attracting \$527 million in private investment. An additional 33 large projects are in progress.

Fiscal Year 2023 marked a robust period with 63 completed Small and Large Projects and 20 Large projects reserved. The focus remains on residential development, aligning with Delaware's commitment to diverse housing opportunities.

The program includes new construction, renovation, and adaptive reuse of vacant buildings, while also preserving significant historical structures. With ongoing projects and strong demand for funding, optimism prevails for the future of Delaware's downtowns and the opportunities they offer.

FY 2015-2023

64

Large Projects

365M

Leveraged in
Private
Investment

298

Small Projects

PROGRAM OVERVIEW



In 2014, the DDD Act was adopted to promote the revitalization of designated districts by leveraging state and local resources to:

- Spur private capital investment
- Improve commercial vitality
- Build stable communities of long-term residents

Roles and Responsibilities

Delaware Code guides the DDD program establishing criteria and procedures for designating districts and eligibility criteria for investors seeking incentives. Roles are established for:

- Office of State Planning Coordination (OSPC) administers District designation process.
- Delaware State Housing Authority (DSHA) administers the DDD Rebate.
- Local governments identify an area in their downtowns for revitalization and develop a District Plan and local incentives.

District Designation

Local governments identify an area in their downtowns for revitalization and develop a District Plan and local incentives. The Office of State Planning Coordination (OSPC) facilitates the application process for designation as a District. The Cabinet Committee on State Planning Issues evaluates the applications and makes recommendations to the Governor for final designation. There are currently twelve Districts.

Designated Districts		
2015	2016	2019
Dover Seaford Wilmington	Georgetown Harrington Laurel Milford Smyrna	Clayton Delaware City Middletown New Castle

QUALIFIED DISTRICT INVESTOR

Virtually any entity or individual making Qualified Real Property Investments (QRPI) within a District. This includes property owners, tenants, for-profit developers, nonprofit organizations, businesses and homeowners.

LARGE PROJECT INVESTOR

This investor is more familiar with the development process, enjoys economies of scale, and has significant capital for investments.

SMALL PROJECT INVESTOR

Typically a small, family-owned or independent business who invest mostly in their existing business.

- Minimal experience in development
- Often need assistance in navigating the development

*Both are critical to
Downtown
revitalization and
need different types of
assistance to be
successful!*



*Large Project rehabilitation in
Wilmington*



*Small Project rehabilitation
located in the Historic District
of New Castle*

DISTRICT REBATE

The Primary state-level incentive to support and encourage investment in designated Districts and is administered by the Delaware State Housing Authority.

QUALIFIED REAL PROPERTY INVESTMENT (QRPI)

Capital expenses necessary for the rehabilitation, expansion, or new construction of a commercial, residential, or mixed-use building or facility.

“Hard costs” associated with building structure and often includes labor and material required to construct building envelope and interior.

Rebate Limit

Rebates are limited to \$2,000,000 per building or facility within a 5-year period.

Performance-based

The project must be completed and placed-in-service before rebate is issued.

PROJECT SET-ASIDE

Small Project Set-Aside

Minimum QRPI: \$25,000

Maximum rebate: \$70,000

Can apply as long as funding is available.

Large Project Set-Aside

Minimum QRPI: \$350,000

Maximum rebate: \$2,000,000

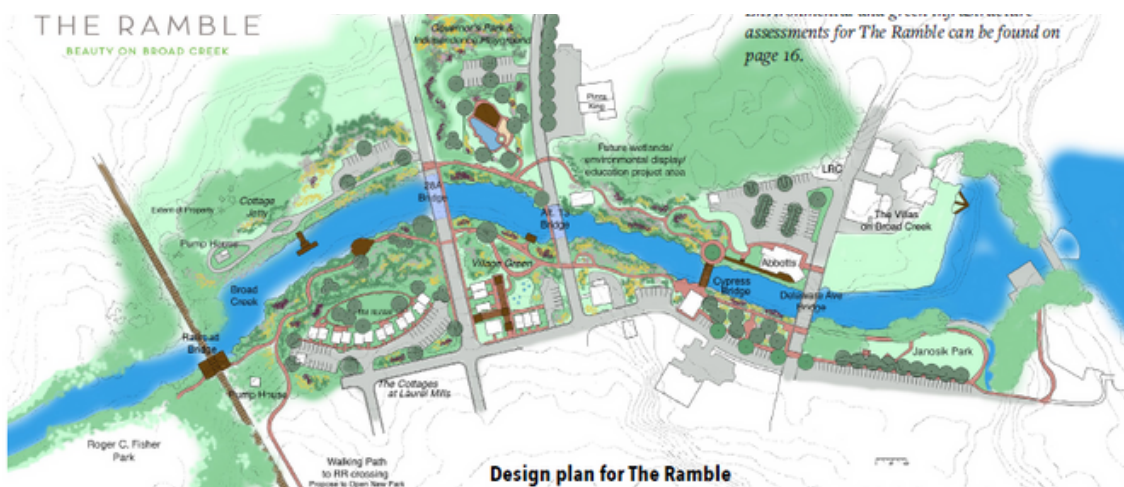
Reservation is required.

District Pool

Based on District population to ensure that Investors from all Districts have reasonable access to DDD funding.

Priority Consideration

When requests exceed available funding, priority is given to projects that meet mutual state and local community objectives.



Project must conform to District Plan

KEY PARTNER INCENTIVES

Historic Preservation Tax Credits:

The Act reserves 30% of the State's yearly allocation of Historic Preservation Tax Credits for projects within a District.

Municipal Incentives:

Each municipality implements a package of District-specific incentives.

Partner Incentives:

Other entities provide additional incentives that work in concert with one another to produce a compelling, meaningful package.



Rehabilitation of existing building improved to function as a modern orthodontic office.

Delaware Div. of Small Business

Provides small business assistance. EDGE Grants provide up to \$100,000 for STEM-based companies. Projects located in the District receive points in competitive application process.

Energize Delaware:

Increased Home Performance with ENERGY STAR program rebates.

Cinnaire:

As a Community Development Financial Institution (CDFI), offers Bridge Loan for investors by monetizing 'Reserved' funds upfront.

Sussex County:

Matches \$0.50 of every DDD rebate dollar up to \$10,000. Single-family units up to \$1,500.

Kent County:

Matches \$0.50 of every DDD rebate dollar up to \$10,000. Single-family units up to \$1,500.

NeighborGood Partners:

As a CDFI, provides financing for neighborhood revitalization.



PROGRAM RESOURCES

DSHA partners with the OSPC and the Delaware Division of Small Business (DSB) to bring training, online resources, marketing material and coaching to support Districts in attracting private investment and redevelopment. The following resources complement local collaborations with public and private partners.

- **DDD Story Map** highlights private investment for both Small and Large Projects within each District.
- **Central Incentives Website** contains all incentives for District investors.
- **Community Development Coach** assists Districts in building capacity to attract new business or expand existing businesses.
- **Education and Training** is provided to different audiences on various topics,
- **Outreach and Marketing** is provided through promotional materials such as rack cards on the DDD Rebate and DSHA marketing.

1600

People
educated

27

Investors
receiving TA

10

Workshops and
online events

7K+

Media
imprints

28K+

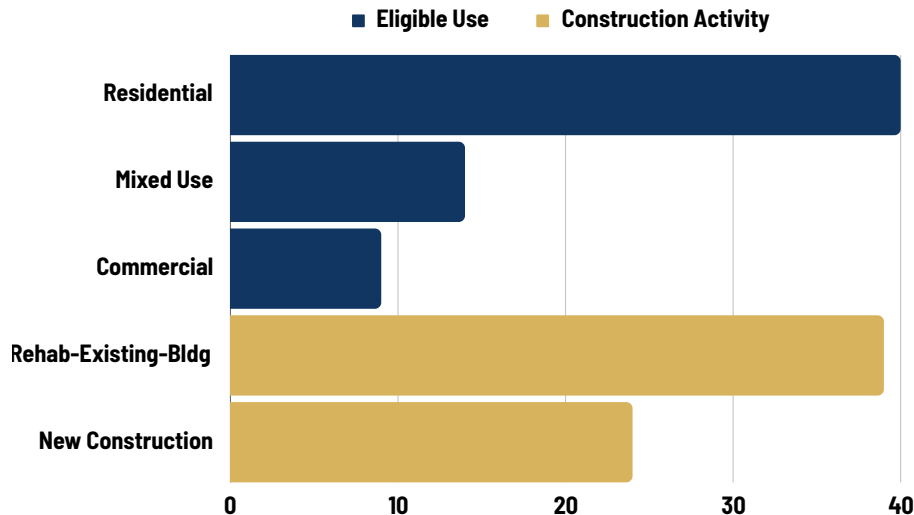
E-Newsletter
reads

2.2K+

Video Views

FY 23 PROGRAM ACTIVITY

FY2023 Eligible Use and Construction Activity



This past year has seen tremendous activity as 13 Large and 50 Small Projects were completed receiving a total of \$10.9 million in state funds and leveraging \$170 million in private investment. In addition to numerous projects underway, \$9.03 million in state funds were reserved for 20 Large Projects and are expected to leverage \$139 million in private investment. Altogether, approximately \$20 million in DDD funds is leveraging \$309 million in private investment.

Roughly 60% of all completed projects were residential, followed by mixed-use and commercial. The mixed-use category also increased the number and type of living options. Combined, these two categories resulted in 533 new or rehabilitated residential units. The completed Small Projects contained 46 residential units and the remaining 487 residential units were part of Large Projects. Non-profit organizations, such as Habitat for Humanity, continued to construct sustainable homeownership units which support the goals of several Districts to increase homeownership. Also, increasing numbers of existing homeowners are using the DDD Rebate to rehabilitate their homes.

Most projects were accomplished by rehabilitating existing buildings, which had been long vacant, and placing them back into productive use. In addition, several historic properties were renovated, preserving the character of downtowns. Finally, projects that rehabilitate mixed-use buildings with commercial or retail on the first floor and residential on the upper floors is a frequent activity.

FY 23 PROGRAM ACTIVITY (CONT.)

Large Project Reservations	Total Development Cost (TDC)	Reservation	#
Round 15 New	\$54,265,598	\$5,570,812	16
Round 15 Resubmissions	\$84,365,880	\$3,457,482	4
Subtotal	\$138,661,478	\$9,028,294	20

Rebates Issued	Total Development Cost (TDC)	Rebate	#
Small Projects	\$9,713,493	\$1,277,491	50
Large Projects	\$161,087,706	\$9,702,574	13
Subtotal	\$170,801,199	\$10,980,065	63
Grand Total	\$309,462,677	\$20,008,359	89

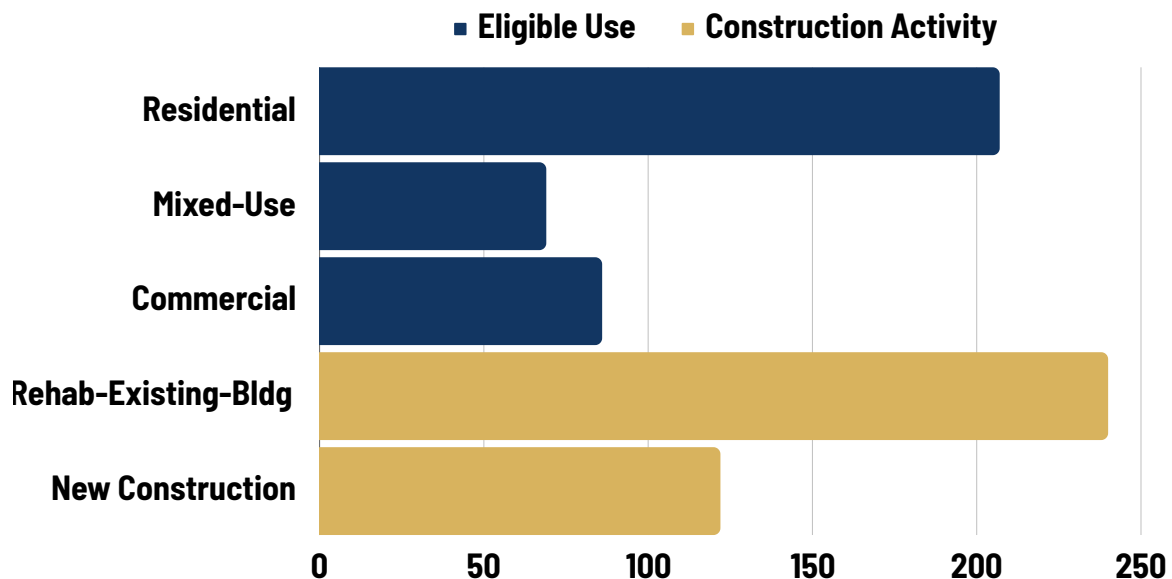
FY 2015-2023 PROGRAM ACTIVITY

Delaware's investment in the DDD program has facilitated substantial downtown revitalization with the completion of 362 projects. This represents 298 Small Projects and 64 Large Projects which together used \$35 million in state DDD funds to leverage \$527 million in private investment. In addition, there are 33 reserved Large Projects that are still underway.

12
Designated Districts

298
Small Projects

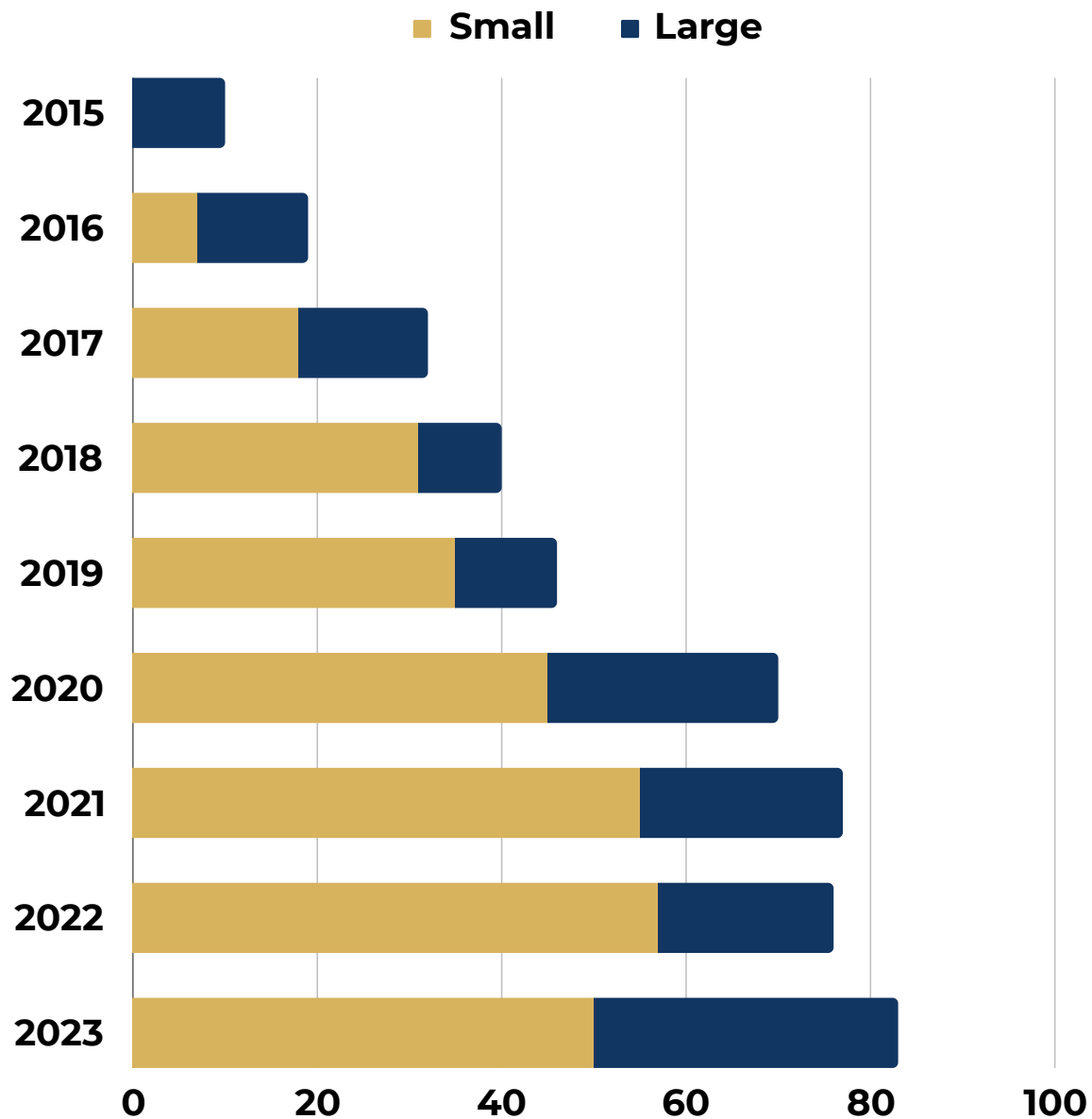
64
Large Projects



Over half of all projects have been residential, followed by commercial and mixed-use creating a range of housing options that build a strong customer base for nearby businesses. The remaining projects have been primarily rehabilitating mixed-use or commercial buildings. This strategy has proven to increase the number and type of living options in downtown areas and attract surrounding neighborhoods to frequent these community spaces.

PROJECT TYPE

Each year, the number of Small Projects continues to grow culminating in 50 Small Projects completed in 2023. Unlike Large Projects, reservations are not required for Small Projects. As a result, it is difficult to project the number of Small Projects currently underway.



Smyrna District



Rehabilitation of existing historic dental office



Rehabilitation of existing bank building



Rehabilitation of existing residential home

DISTRICT USAGE

This program contains provisions to ensure that investors from all Districts have access to DDD funds. The following chart highlights how many projects have been completed in each District through Fiscal Year 2023. The City of Wilmington has the most urban and populated District and has seen the most projects and private investment. There have been 44 Large Projects and 42 Small Projects completed since its designation in 2015, with \$24 million of state DDD funds leveraged \$436 million in private investment. Most of the Large Projects in Wilmington are the rehabilitation of existing buildings to incorporate commercial and residential spaces.

Almost all Districts have seen a good distribution of projects, with Small Projects making the most impact. The City of Milford has created a range of strong incentives that are actively marketed to prospective investors. As a result, an infusion of projects and private investment is pouring into their District with 6 Large Projects and 60 Small Projects. In 2023, Wilmington was where most of the large project activity occurred, as 11 of the 13 large projects initiated were in Wilmington.

REBATED PROJECTS BY DISTRICT FY 2015-2023

District	DDD Rebate	Private Investment	Large Projects	Small Projects
Delaware City	\$280,724	\$1,725,909	0	10
Dover	\$1,619,563	\$13,297,542	4	55
Georgetown	\$537,842	\$4,163,162	1	6
Harrington	\$837,860	\$8,094,104	1	32
Laurel	\$729,627	\$4,201,135	1	18
Middletown	\$255,756	\$2,220,843	1	6
Milford	\$2,351,796	\$17,315,231	6	60
New Castle (City)	\$399,113	\$2,922,546	1	11
Seaford	\$2,614,210	\$29,326,743	4	29
Smyrna	\$867,696	\$6,764,479	1	29
Wilmington	\$24,449,038	\$436,606,682	44	42
Total	\$34,943,225	\$526,638,375	64	298

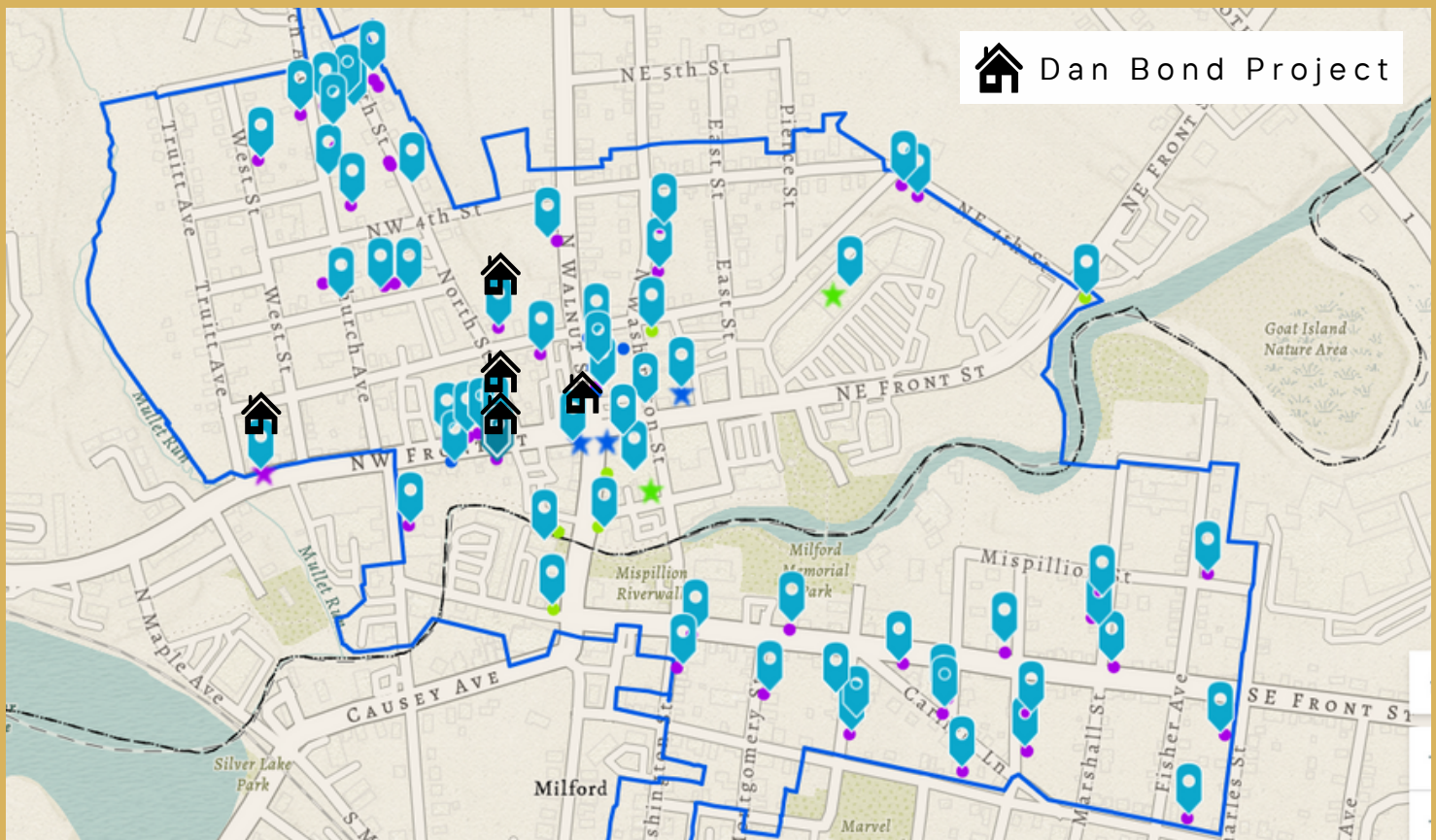
INVESTOR SPOTLIGHT- DAN BOND



Meet Dan Bond

With a background in architecture and finance, Dan Bond has developed and invested in communities across the world. Regardless of the location, his desire to benefit the community drove his decision making and investments --- if his gut tells him it is good for the community, he finds a way to make it work.

Three decades ago, Dan and his wife began visiting Milford and enjoyed staying in the Towers Bed & Breakfast. Eventually they bought the building and moved to the area full-time. When Milford received a District designation, Dan used state and federal Historic Tax Credits (HTC) and the DDD Rebate to restore the Towers Bed & Breakfast building in the town's historic district. Dan has gone on to complete five projects in Milford's District, one is underway, and two are in the planning stages. Most of his projects are buildings that others would likely avoid because he works on buildings that need to be adaptively used and historically preserved.



INVESTOR SPOTLIGHT (CONT.)

How Incentives Leverage Private Investment

Dan is able to pursue the more challenging projects because he has learned overtime how to use different incentives and resources that can help private investors overcome barriers to redevelopment.

In fact, when you stack these incentives, Bond says it can almost cover your cost of construction. A great example is the preservation of the historic Pikus Building built in the 1840s and is the oldest building in downtown Milford. The DDD Rebate is simple in design and can be easily used with more complex incentives such as federal and state HTC's. These two incentives along with incentives from the City of Milford and Sussex County covered almost half of the cost to preserve the legacy of this building and put it in use for commercial purposes.

Bond's innovative way of stacking incentives has allowed him to pursue high-impact, projects that benefit the community while also ensuring investors receive a profit.

Dan Bond, himself, is a value-added Delaware incentive in that he continually and voluntarily offers his time, encouragement, and investing experiences to other projects and entrepreneurs throughout the state.



48 North Walnut Street in Milford

Total Development Cost	\$1,288,466
Construction Costs (QRPI)	\$886,165
Incentives	% TDC
DDD Rebate	11%
Federal & State HPTCs	36%
Disrict Incentives (value)	2%
County Incentives	1%
Total Incentive Value	49%

INVESTOR SPOTLIGHT (CONT.)

Carlise Firehouse

The historic Carlisle Firehouse is a two-story brick building located on the Mispillion River. It was built in 1925 and is listed on the National Register of Historic Places. Unfortunately, the building is geographically located in a flood-prone area and has been vacant and dilapidated for several years, putting it at risk of demolition. It has also been difficult to attract investors to rehabilitate the building.

Dan Bond bought the building and the parking lot across the street and will renovate the building into a 16-unit apartment complex to increase workforce housing in the area. The new housing will hopefully attract nurses, hospital technicians, and young people starting their careers.

Bond and his team are making this possible by working with the City of Milford to address the building's susceptibility to water damage and combining the DDD Rebate with the following incentives.

- Historic Tax Credits
- Energy Efficiency incentives
- Opportunity Zone equity
- Local Milford incentives
- Sussex County incentive



Old Carlisle Firehouse in Milford

Georgetown Ice House

The Icehouse is a historic 40,000-square-foot three-story masonry cold storage facility that has been unused for over 20 years. Bond and his partners bought the building to transform the building into a unique commercial and residential space. Bond stated that the development will include “25 apartments that are targeted workforce housing, which is the critical need in Sussex County for the restaurant workers, nurses, and teachers who can’t afford to live in the beach area anymore”.

INVESTOR SPOTLIGHT (CONT.)

Georgetown Ice House, cont.,

Bond is working with the Latin advocacy organization La Plaza to make plans for the first floor of the building to be a Latin food market. The hope is that residents and tourists heading to the beach can make it a vibrant downtown location.

In addition to accessing many of the resources already mentioned, Bond and investors established a qualified Opportunity Fund earlier this year adding a "patient-capital" component to this rich mix of subsidy that will take to bring this project to a successful completion. Along with the DDD Rebate, the following resources will be used to make the Ice House possible.

- Historic Tax Credits
- Energy Efficiency incentives
- Opportunity Zone equity
- New Market Tax Credits
- Local Georgetown incentives
- Sussex County incentives



The Ice House in Georgetown

Expanding DDD's Impact

These projects are just a snapshot of Dan's positive experience with the DDD program. He praises the DDD program as simple and smooth for investors.

In addition to pursuing new project in Milford and the broader Sussex County, Bond has become a mentor to existing and potential investors. Through his mentorship, individuals looking to invest in Delaware's downtowns can witness firsthand the potential when accessing all of the local, state and federal incentives and resources available to leverage their investment. More importantly, Dan continually encourages investors to avoid letting issues such as dilapidation, flood risk, or historic preservation stop them from getting involved.

With more investors like Dan Bond, the future of the program and Delaware's downtowns will benefit for generations to come.

APPENDIX: DOWNTOWN DEVELOPMENT TABLES

TABLE 1: DDD REBATES ISSUED TO-DATE ELIGIBLE USE

Large Projects	Total Dev. Cost	QPRI	Rebate	#
Commercial	\$119,447,482	\$97,550,199	\$7,225,527	19
Mixed-Use	\$237,196,242	\$157,719,369	\$13,796,060	31
Residential	\$115,084,368	\$73,461,443	\$6,812,149	14
Subtotal	\$471,728,092	\$328,731,011	\$27,833,736	64

Small Projects	Total Dev. Cost	QPRI	Rebate	#
Commercial	\$16,549,614	\$8,729,952	\$1,733,093	67
Mixed-Use	\$8,318,815	\$6,158,330	\$1,192,400	38
Residential	\$30,365,358	\$21,035,837	\$4,183,997	93
Subtotal	\$55,233,787	\$35,924,119	\$7,109,490	298

All Projects	Total Dev. Cost	QPRI	Rebate	#
Commercial	\$135,997,096	\$106,280,151	\$8,958,620	86
Mixed-Use	\$245,515,057	\$163,877,699	\$14,988,460	69
Residential	\$145,449,726	\$94,497,280	\$10,996,146	207
Subtotal	\$526,961,879	\$364,655,130	\$34,943,226	362

APPENDIX: DOWNTOWN DEVELOPMENT TABLES

TABLE 2: DDD REBATES ISSUED TO-DATE BY ACTIVITY

Large Projects	Total Dev. Cost	QPRI	Rebate	#
New Construction	\$167,747,085	\$133,078,212	\$9,013,314	17
Rehab-Existing	\$303,981,007	\$195,652,799	\$18,820,422	47
Subtotal	\$471,728,092	\$328,731,011	\$27,833,736	64

Small Projects	Total Dev. Cost	QPRI	Rebate	#
New Construction	\$18,401,332	\$13,611,888	\$2,700,044	105
Rehab-Existing	\$36,832,455	\$22,312,231	\$4,409,445	193
Subtotal	\$55,233,786	\$35,924,119	\$7,109,489	298

All Projects	Total Dev. Cost	QPRI	Rebate	#
New Construction	\$186,148,417	\$146,690,100	\$11,713,358	122
Rehab-Existing	\$340,813,462	\$217,965,030	\$23,229,867	240
Subtotal	\$526,961,878	\$364,655,130	\$34,943,225	362

APPENDIX: DOWNTOWN DEVELOPMENT TABLES

TABLE 3A: LARGE PROJECTS RESERVATIONS NEW - ROUND 15

Investor	District	Eligible Use	Project Cost	Reservation
G & J Holdings, LLC	Dover	Commercial	\$702,240	\$110,000
Rail Haus	Dover	Commercial	\$2,900,000	\$311,601
Bast, LLC	Georgetown	Mixed-Use	\$5,900,000	\$580,000
Bahar Holdings, LLC	Laurel	Mixed-Use	\$5,875,000	\$500,000
Laurel Redevelopment Corporation	Laurel	Residential	\$7,050,311	\$660,000
Blessings Real Estate, LLC	Smyrna	Mixed-Use	\$2,200,000	\$142,082
Claire van den Broek	Wilmington	Mixed-Use	\$1,400,000	\$191,463
DelArt Cinema	Wilmington	Commercial	\$1,303,171	\$22,008
Delaware Historical Society	Wilmington	Commercial	\$1,020,000	\$200,753
Habitat for Humanity of New Castle County	Wilmington	Residential	\$3,135,000	\$438,240
Limen House, Inc	Wilmington	Mixed-Use	\$4,222,230	\$350,000
Meetinghouse Apartments, LLC	Wilmington	Residential	\$499,125	\$91,153
Recovering the Kingdom for Christ, Inc.	Wilmington	Mixed-Use	\$850,596	\$151,587
St. Michael's School and Nursery	Wilmington	Commercial	\$6,400,000	\$580,000
YBTZ, LLC	Wilmington	Mixed-Use	\$10,000,000	\$900,000
Yireh Properties, LLC	Wilmington	Mixed-Use	\$807,625	141,925

TABLE 3B: LARGE PROJECTS RESUBMITTED - ROUND 15

Investor	District	Eligible Use	Project Cost	Reservation
NeighborGood Partners, Inc.	Dover	Commercial	\$2,811,371	\$468,338
802 Orange LLC/Orange St.	Wilmington	Residential	\$77,493,428	\$2,500,000
Girard & Tatnall Holding Company, LLC	Wilmington	Mixed-Use	\$2,930,485	\$383,926
Shipley Partners, LLC	Wilmington	Commercial	\$1,160,596	\$105,218

APPENDIX: DOWNTOWN DEVELOPMENT TABLES

TABLE 4: LARGE PROJECTS - REBATES ISSUED FISCAL YEAR 2023

Investor	District	Eligible Use	Project Cost	Rebate
39 North Walnut LLC	Milford	Rehab-Existing	\$920,829	\$107,782
The Residence at River Place, LLC	Seaford	New Construction	\$7,858,145	\$740,000
Habitat for Humanity of New Castle County	Wilmington	New Construction	\$963,280	\$181,370
Saville Deerot, LLC	Wilmington	Rehab-Existing	\$5,590,000	\$231,397
The Warner 927, LLC	Wilmington	Rehab-Existing	\$977,525	\$157,000
Compton Towne Preservation Assoc., LLC	Wilmington	Rehab-Existing	\$19,501,680	\$680,000
Wilmington Culinary Hotel XLIV Owner, LLC	Wilmington	Rehab-Existing	\$9,241,612	\$680,000
517 Shipley, LLC	Wilmington	New Construction	\$44,447,277	\$2,000,000
901 Market Associates, LLC	Wilmington	Rehab-Existing	\$35,000,000	\$2,000,000
212 9th, LLC	Wilmington	Rehab-Existing	\$1,793,106	\$345,025
DAD 1220 N. Market St., LLC	Wilmington	Rehab-Existing	\$16,439,368	\$1,280,000
1313 Owner, LLC	Wilmington	Rehab-Existing	\$11,923,970	\$620,000
308 Market, LLC	Wilmington	Rehab-Existing	\$6,430,914	\$680,000

APPENDIX: DOWNTOWN DEVELOPMENT TABLES

TABLE 5: SMALL PROJECTS - REBATES ISSUED FISCAL YEAR 2023

Investor	District	Eligible Use	Project Cost	Rebate
All Aspects, LLC	Delaware City	New Construction	\$249,020	\$48,151
Little Plan B	Dover	Rehab-Existing	\$248,510	\$33,986
Central Delaware Habitat for Humanity	Dover	New Construction	\$288,314	\$29,709
Central Delaware Habitat for Humanity	Dover	New Construction	\$246,553	\$31,569
Jackeline Eldred	Dover	Rehab-Existing	\$286,339	\$17,540
Central Delaware Habitat for Humanity	Dover	New Construction	\$207,497	\$25,951
Zil-Properties	Dover	Rehab-Existing	\$323,105	\$62,950
Warfel Construction Company, Inc.	Harrington	Rehab-Existing	\$182,788	\$24,417
Warfel Construction Company, Inc.	Harrington	New Construction	\$180,476	\$23,683
Warfel Construction Company, Inc.	Harrington	New Construction	\$367,587	\$50,122
Sussex County Habitat for Humanity	Laurel	New Construction	\$146,440	\$21,532
Sussex County Habitat for Humanity	Laurel	New Construction	\$146,440	\$25,455
James Gullet	Laurel	New Construction	\$115,062	\$18,131
Sussex County Habitat for Humanity	Laurel	New Construction	\$202,638	\$29,139
Sussex County Habitat for Humanity	Laurel	New Construction	\$205,371	\$28,304
Laurel Redevelopment, Corp	Laurel	Rehab-Existing	\$47,374	\$8,284
Primehomes, LLC.	Middletown	Rehab-Existing	\$291,409	\$30,156
Bowers Group, LLC.	Milford	New Construction	\$209,889	\$21,679
Mautiste, LLC.	Milford	New Construction	\$178,448	\$24,469
Mautiste, LLC.	Milford	New Construction	\$188,864	\$25,278
Joseph E. Wiley & Renate K. Wiley	Milford	Rehab-Existing	\$195,047	\$12,065
Hello Masu	Milford	Rehab-Existing	\$35,538	\$6,835
Evergreen Ventures Enterprises, LLC.	Milford	New Construction	\$175,000	\$26,141
Downtown Properties of Milford, LLC.	Milford	Rehab-Existing	\$77,091	\$9,661

APPENDIX: DOWNTOWN DEVELOPMENT TABLES

TABLE 5: SMALL PROJECTS - REBATES ISSUED FISCAL YEAR 2023

Investor	District	Eligible Use	Project Cost	Reservation
Vera-Nguyen Enterprises	Milford	Rehab-Existing	\$153,000	\$11,416
Falcon Global Ventures, LLC.	Milford	Rehab-Existing	\$259,843	\$24,250
Mautiste, LLC.	Milford	New Construction	\$204,891	\$27,142
Prettyman Builders, LLC.	Milford	New Construction	\$233,176	\$28,375
Prettyman Builders, LLC.	Milford	New Construction	\$234,733	\$30,336
Maustiste, LLC.	Milford	New Construction	\$203,537	\$27,030
Peter J. Toner	New Castle	Rehab-Existing	\$26,500	\$5,300
Peter J. Toner	New Castle	Rehab-Existing	\$66,186	\$12,035
William Barthel	New Castle	Rehab-Existing	\$143,094	\$22,989
Trinity Redevelopment, LLC.	Seaford	Rehab-Existing	\$174,120	\$30,790
Sussex County Habitat for Humanity	Seaford	New Construction	\$126,273	\$22,142
One Way Insurance Group, LLC.	Seaford	Rehab-Existing	\$28,772	\$5,535
Bright Investments, LLC.	Smyrna	New Construction	\$200,500	\$28,046
Joseph M. Walls	Smyrna	Rehab-Existing	\$32,443	\$6,000
Drywall Master, LLC.	Smyrna	Rehab-Existing	\$185,195	\$17,858
CenterPoint Church of DE	Smyrna	Rehab-Existing	\$132,705	\$25,221
Contemporary Dental Concepts, LLC.	Smyrna	Rehab-Existing	\$53,703	\$10,741
Robin Williams-Bruner	Smyrna	Rehab-Existing	\$76,484	\$11,718
Rishlok, LLC.	Smyrna	Rehab-Existing	\$144,355	\$28,465
Baybird Orthodontics	Smyrna	Rehab-Existing	\$589,473	\$41,907
NCRC	Wilmington	Rehab-Existing	\$179,632	\$24,600
9th & Tatnall, LLC.	Wilmington	Rehab-Existing	\$125,038	\$23,616
226 9th, LLC.	Wilmington	Rehab-Existing	\$93,749	\$18,004
Sarah Lamb	Wilmington	Rehab-Existing	\$342,000	\$32,526
Financial World Association, Inc.	Wilmington	Rehab-Existing	\$357,628	\$67,904
600 Market, LLC.	Wilmington	Rehab-Existing	\$551,663	\$58,338



Delaware State Housing Authority
18 The Green
Dover, DE 19901

www.destatehousing.com